

AGENDA
OSCEOLA CITY COUNCIL REGULAR MEETING
December 16, 2024 - 5:00 pm
303 W. HALE AVENUE - COUNCIL CHAMBERS

1. PRAYER- Pastor M.L. Smith
2. MEETING CALLED TO ORDER & ROLL CALL by City Clerk Jessica Griffin
3. ACTION: MINUTES: November 18th, 2024 Regular Monthly and November 19th, 2024 “Special” City Council Meeting
4. REPORTS:
 - a. Chamber of Commerce
 - b. SHIFT, Museum, A& P Commission, and Main Street
 - c. Financial Report/2024 Audit – Krystal Elder
 - d. ALL DEPARMENT REPORTS ARE IN PACKET
5. BUISNESS
 - A) Resolution: Letter of Credit OMLP – Krystal Elder
 - B) Resolution: Certificate of Deposit- Krystal Elder
 - C) Resolution: Stormwater Asset Mapping and CCTV – Tim Jones
 - D) Resolution: JTS HR- Jane Stanford
 - E) Ordinance: Allowing Chickens in City limit – Jane Stanford
 - F) Resolution: Equipment Purchase Police Dept. – Chief Foster
 - G) Resolution: Equipment Purchase Police Dept. - Chief Foster
6. ANNOUNCEMENTS:
7. ADJOURN

CITY OF OSCEOLA CITY COUNCIL MEETING

OSCEOLA, ARKANSAS

REGULAR MEETING

November 18, 2024

The Osceola City Council met in Regular Session at the Council Chambers, located at 303 West Hale Avenue, Osceola, Arkansas. The meeting took place on ~~October 21, 2024~~ ^{November 18, 2024}, at 5:00pm.

Officers present: Joe Harris Jr., Mayor

David Burnett, City Attorney

Council Members Present: Linda Watson, Joe Guy, Tyler Dunegan, Donnie Pugh, and Gary Cooper

Council Members Absent: Sandra Brand

The meeting was called to order. All Council members were present, except Sandra Brand who was absent.

Motion was made by Tyler Dungan and seconded by Joe Guy to approve October minutes. All Council members were in favor.

Chamber of Commerce came forward with monthly report.

Main Street, Shift, and the Museum gave their reports.

A&P Commission came forward.

MONTHLY REPORTS ARE AS FOLLOWS:

Resolution 2024-58 (Pump Station Upgrade) was introduced and reads as follows:

Tyler Dunegan motioned, and it was seconded by Joe Guy to approve the resolution. All Council members were in favor.

Resolution was passed on the 18th day of November 2024 and given number 2024-58.

The next resolution 2024-59 (Water Plan Security Gate) was introduced and reads as follows:

Motion was made by Joe Guy and seconded by Linda Watson to approve the resolution.
All Council members were in favor.

Resolution was passed on the 18th of November 2024 and given number 2024-59.


Resolution 2024-60 (Condemn Homes) was introduced and reads as follows:

Motion was made by Gary Cooper and seconded by Joe Guy to approve the resolution. All Council members were in favor.


Resolution was passed on the 18th day of November 2024 and given number 2024-60.

Bill Fountain came forward to speak to the Council about allowing citizens to own/have chickens on their property.

With there being no further business, meeting was adjourned.



Joe Harris, Mayor



Jessica Griffin, City Clerk/Treasurer

CITY OF OSCEOLA CITY COUNCIL MEETING

OSCEOLA, ARKANSAS

SPECIAL MEETING

November 19, 2024

The Osceola City Council met in Special Session at the Council Chambers, located at 303 West Hale Avenue, Osceola, Arkansas. The meeting took place on November 19, 2024, at 5:00pm.

Officers present: Joe Harris, Mayor
David Burnett, City Attorney
Officers absent: Jessica Griffin, City Clerk/Treasurer

Council Members Present: Linda Watson, Joe Guy, Tyler Dunegan, and Donnie Pugh
Council Members Absent: Sandra Brand and Gary Cooper

Meeting was called to order by Mayor Harris. All Council members were present, except Sandra Brand and Gary Cooper who was absent.

Ordinance 2024-08 (Elected Officials Salary Range) motion was made by Joe Guy and seconded by Linda Watson to suspend the rules and read ordinance by title only. All Council members were in favor.

Jessica read ordinance by title only.

Motion was made by Joe Guy and seconded by Linda Watson to suspend the rules and place ordinance on its second reading.

Roll was called and all Council members voted aye.

Jessica read ordinance by title only.

Motion was made by Joe Guy and seconded by Linda Watson to suspend the rules and place ordinance on its third reading.

Roll was called and all Council members voted aye.

Jessica read ordinance by title only.

Motion was made by Joe Guy and seconded by Linda Watson adopt the ordinance.

Roll was called and all Council members voted aye.

Motion was made by Joe Guy and seconded by Linda Watson to approve the emergency clause.

Roll was called and all Council members voted aye.

Ordinance was passed on the 19th day of November 2024 and given number 2024-08.

Resolution 2024-61 and 2024-62 (2025 Utility and City Budget) was introduced.

Motion was made by Joe Guy and seconded by Linda Watson to approve the resolution.

All Council members were in favor.


Resolution was passed on the 19th day of November 2024 and given number 2024-61.

Motion was made by Joe Guy and seconded by Linda Watson to approve the next resolution.


All Council members were in favor.

Resolution was passed on the 19th day of November 2024 and given number 2024-62.

With there being no further business, meeting was adjourned.



Joe Harris, Mayor



Jessica Griffin, City Clerk/Treasurer

01 -OSCEOLA LIGHT & POWER

ACCOUNT #	ACCOUNT DESCRIPTION	BALANCE
ASSETS		
=====		
01-101	CROSS BANK - CD	254,331.28
01-102	FNBEA-OMLP SAVINGS(4591)	876,518.48
01-103	CROSS BANK - CD	254,331.28
01-104	MISC CASH ACCOUNTS	3,971.76
01-105	REGIONS-OMLP GENERAL(0093)	17,587.10
01-107	CASHIER'S FUND	1,500.00
01-108	REGIONS-OMLP PAYROLL(5913)	1,848.19
01-109	CROSS BANK - CD	254,331.28
01-110	ACCOUNTS RECEIVABLE	2,594,046.43
01-113	AMP ACCOUNTS RECEIVABLE	(1,720.17)
01-114	PREPAID INSURANCE	348,035.18
01-115	CADENCE-OMLP GENERAL(0473)	168,794.15
01-116	CADENCE-OMLP PAYROLL(9969)	7,077.43
01-122	INVENTORY - MATERIAL & SUPPLIE	895,436.94
01-124	A/R - UNBILLED	892,302.03
01-127	SURPLUS UTILITY/COST OF ISSUAN	18,117.65
01-130	DUE TO/FROM OTHER FUNDS	656,688.37
01-140	2023 BOND FUND	19,644,688.87
01-173	2023 BOND ISSUE DISCOUNT	815,928.41
01-181	ELECTRIC POWER PLANT	27,134,719.70
01-182	ISES PLANT	5,848,880.87
01-183	WATER PLANT	10,734,346.29
01-184	RES FOR DEPR ELECT & WATER PLA	(31,791,015.59)
01-185	TOOLS AND EQUIPMENT	383,907.66
01-186	NEW SEWER SYSTEMS	10,211,896.45
01-187	NEW SEWER CONST CROMPTON	438,266.61
01-188	LAND PLANT SITE	275,886.78
01-189	AUTO & TRUCKS	2,654,311.51
01-190	RES FOR DEPR AUTO & TRUCKS	(2,402,630.77)
01-191	FURNITURE & FIXTURES	665,670.27
01-192	RES FOR DEPR F&F, TOOLS/EQUIP	(959,018.45)
		<u>50,899,035.99</u>
TOTAL ASSETS		50,899,035.99
=====		
LIABILITIES		
=====		
01-201	ACCOUNTS PAYABLE	109,786.32
01-202	FEDERAL W/H PAYABLE	(57.71)
01-203	SOC SECURITY W/H PAYABLE	(151.41)
01-204	ARKANSAS W/H PAYABLE	(40.33)
01-205	GENERAL PENSION W/H	2,395.43
01-206	UNITED WAY W/H	5.00
01-210	PURCHASE POWER PAYABLE	809,456.00
01-214	GARNISHMENTS PAYABLE	(1,708.19)
01-215	UNAPPLIED CREDITS	23,071.82
01-216	REFUNDS PAYABLE	1,920.65
01-230	CUSTOMER DEPOSITS REFUNDABLE	332,796.35
01-232	COMPENSATED ABSENCES	30,505.89

01 -OSCEOLA LIGHT & POWER

ACCOUNT #	ACCOUNT DESCRIPTION	BALANCE
01-236	ACCRUED WAGES	45,344.09
01-240	ACCRUED SALES TAX	51,433.00
01-241	ACCRUED INTEREST PAYABLE	524,383.56
01-278	2023 BOND PAYABLE	<u>23,590,000.00</u>
	TOTAL LIABILITIES	<u>25,519,140.47</u>
EQUITY		
=====		
01-290	RETAINED EARNINGS	<u>22,998,166.88</u>
	TOTAL BEGINNING EQUITY	<u>22,998,166.88</u>
	TOTAL REVENUE	17,090,486.37
	TOTAL EXPENSES	<u>14,708,757.73</u>
	TOTAL REVENUE OVER/(UNDER) EXPENSES	<u>2,381,728.64</u>
	TOTAL EQUITY & REV. OVER/(UNDER) EXP.	<u>25,379,895.52</u>
	TOTAL LIABILITIES, EQUITY & REV.OVER/(UNDER) EXP.	50,899,035.99
		=====

CITY OF OSCEOLA
REVENUE & EXPENSE REPORT (UNAUDITED)
AS OF: NOVEMBER 30TH, 2024

01 -OSCEOLA LIGHT & POWER
FINANCIAL SUMMARY

91.67% OF FISCAL YEAR

	CURRENT BUDGET	CURRENT PERIOD	YEAR TO DATE ACTUAL	% OF BUDGET	BUDGET BALANCE
<u>REVENUE SUMMARY</u>					
ELECTRIC DEPT	14,415,500.00	1,165,000.91	14,343,522.05	99.50	71,977.95
WATER DEPT	1,485,000.00	154,735.85	1,641,526.89	110.54 (156,526.89)
SEWER DEPT	1,080,000.00	92,756.26	989,799.34	91.65	90,200.66
ADMINISTRATION	<u>1,350.00</u>	<u>2,217.36</u>	<u>115,638.09</u>	<u>8,565.78</u> (<u>114,288.09)</u>
TOTAL REVENUES	16,981,850.00	1,414,710.38	17,090,486.37	100.64 (108,636.37)
	=====	=====	=====	=====	=====
<u>EXPENDITURE SUMMARY</u>					
ELECTRIC DEPT	11,722,250.00	1,039,536.86	11,792,873.29	100.60 (70,623.29)
WATER DEPT	1,042,900.00	99,184.59	895,305.91	85.85	147,594.09
SEWER DEPT	753,912.00	65,512.71	740,471.91	98.22	13,440.09
ADMINISTRATION	<u>1,096,800.00</u>	<u>83,386.76</u>	<u>1,280,106.62</u>	<u>116.71</u> (<u>183,306.62)</u>
TOTAL EXPENDITURES	14,615,862.00	1,287,620.92	14,708,757.73	100.64 (92,895.73)
	=====	=====	=====	=====	=====
REVENUES OVER/(UNDER) EXPENDITURES	2,365,988.00	127,089.46	2,381,728.64	(15,740.64)

01 -OSCEOLA LIGHT & POWER

91.67% OF FISCAL YEAR					
REVENUES	CURRENT BUDGET	CURRENT PERIOD	YEAR TO DATE ACTUAL	% OF BUDGET	BUDGET BALANCE
<u>ELECTRIC DEPT</u>					
01-4-12-300 SALES	14,200,000.00	1,156,365.61	14,137,279.95	99.56	62,720.05
01-4-12-302 FREE SERVICES	0.00 (3,225.10)	0.00	0.00	0.00
01-4-12-303 LATE PENALTY FEES	150,000.00	8,458.37	122,309.57	81.54	27,690.43
01-4-12-304 RECONNECTION FEES	40,000.00	1,925.00	44,400.00	111.00 (4,400.00)
01-4-12-305 POLE RENTAL	6,000.00	0.00	18,087.00	301.45 (12,087.00)
01-4-12-306 CREDIT CARD FEES	12,000.00	1,202.03	17,379.20	144.83 (5,379.20)
01-4-12-308 NET-METERING FEES	0.00	0.00	100.00	0.00 (100.00)
01-4-12-310 SERVICE FEES	0.00	0.00	855.00	0.00 (855.00)
01-4-12-395 MISCELLANEOUS FEES	7,500.00	275.00	3,111.33	41.48	4,388.67
TOTAL ELECTRIC DEPT	14,415,500.00	1,165,000.91	14,343,522.05	99.50	71,977.95
<u>WATER DEPT</u>					
01-4-13-300 SALES	1,455,000.00	149,608.36	1,593,336.89	109.51 (138,336.89)
01-4-13-302 FREE SERVICES	0.00	3,225.10	0.00	0.00	0.00
01-4-13-303 LATE PENALTY FEES	25,000.00	1,902.39	24,341.78	97.37	658.22
01-4-13-310 SERVICE FEES	5,000.00	0.00	23,848.22	476.96 (18,848.22)
TOTAL WATER DEPT	1,485,000.00	154,735.85	1,641,526.89	110.54 (156,526.89)
<u>SEWER DEPT</u>					
01-4-14-300 SALES	1,080,000.00	92,596.26	987,065.99	91.39	92,934.01
01-4-14-310 SERVICE FEES	0.00	160.00	2,733.35	0.00 (2,733.35)
TOTAL SEWER DEPT	1,080,000.00	92,756.26	989,799.34	91.65	90,200.66
<u>ADMINISTRATION</u>					
01-4-15-303 LATE PENALTY FEES	0.00	0.00 (28.05)	0.00	28.05
01-4-15-304 AMP	0.00	70.08 (599.56)	0.00	599.56
01-4-15-341 ELECTRIC PERMITS	1,200.00	364.00	1,568.00	130.67 (368.00)
01-4-15-342 PLUMBING PERMITS	150.00	22.00	279.00	186.00 (129.00)
01-4-15-390 INTEREST INCOME	0.00	258.48	102,304.53	0.00 (102,304.53)
01-4-15-395 MISCELLANEOUS	0.00	1,502.80	12,114.17	0.00 (12,114.17)
TOTAL ADMINISTRATION	1,350.00	2,217.36	115,638.09	8,565.78 (114,288.09)
TOTAL REVENUES	16,981,850.00	1,414,710.38	17,090,486.37	100.64 (108,636.37)
	=====	=====	=====	=====	=====

01 -OSCEOLA LIGHT & POWER

				91.67% OF FISCAL YEAR	
DEPARTMENTAL EXPENDITURES	CURRENT BUDGET	CURRENT PERIOD	YEAR TO DATE ACTUAL	% OF BUDGET	BUDGET BALANCE
<u>ELECTRIC DEPT</u>					
01-5-12-400 SALARIES	815,000.00	63,001.50	634,427.41	77.84	180,572.59
01-5-12-455 TEMP SERVICE WAGES	15,000.00	0.00	15,194.20	101.29 (194.20)
01-5-12-502 PAYROLL TAX	65,200.00	4,667.95	46,697.63	71.62	18,502.37
01-5-12-503 GROUP INSURANCE	60,000.00	3,505.69	39,413.30	65.69	20,586.70
01-5-12-504 PENSION EXPENSE	25,000.00	1,368.70	18,463.82	73.86	6,536.18
01-5-12-510 TRAVEL & TRAINING EXPENSE	7,500.00	0.00	9,888.60	131.85 (2,388.60)
01-5-12-515 SAFETY SUPPLIES	5,000.00	20.55	1,955.56	39.11	3,044.44
01-5-12-580 UNIFORM EXPENSE	5,000.00 (12.00)	6,061.75	121.24 (1,061.75)
01-5-12-601 MATERIALS AND SUPPLIES	15,000.00	1,167.03	26,498.44	176.66 (11,498.44)
01-5-12-610 TELEPHONE	8,500.00	915.76	10,688.13	125.74 (2,188.13)
01-5-12-619 BUILDING EXPENSE	5,000.00	656.94	9,480.56	189.61 (4,480.56)
01-5-12-620 UTILITIES	17,500.00	797.11	12,257.66	70.04	5,242.34
01-5-12-630 INSURANCE	15,000.00	6,996.25	10,359.80	69.07	4,640.20
01-5-12-640 DUES, MBRSHPS & SUBSCRIPTIONS	5,000.00	0.00	2,802.90	56.06	2,197.10
01-5-12-647 LICENSES	300.00	0.00	52.00	17.33	248.00
01-5-12-648 IMMUNIZATIONS & PHYSICALS	750.00	222.00	626.00	83.47	124.00
01-5-12-650 REPAIRS & MAINTENANCE - VEH &	50,000.00	1,562.56	16,345.85	32.69	33,654.15
01-5-12-651 OPERATING EXPENSES - VEHICLES	30,000.00	6,407.31	51,777.72	172.59 (21,777.72)
01-5-12-686 EQUIPMENT RENTAL	0.00	6,112.71	68,340.43	0.00 (68,340.43)
01-5-12-710 ELECTRIC POWER PURCHASED	9,940,000.00	878,636.90	10,194,234.38	102.56 (254,234.38)
01-5-12-760 DEPRECIATION	500,000.00	45,833.00	504,163.00	100.83 (4,163.00)
01-5-12-770 DEPRECIATION-VEHICLES	60,000.00	5,000.00	55,000.00	91.67	5,000.00
01-5-12-774 TREE TRIMMING	75,000.00	0.00	0.00	0.00	75,000.00
01-5-12-860 CONSULTING SERVICES	2,500.00	12,676.90	58,144.15	2,325.77 (55,644.15)
TOTAL ELECTRIC DEPT	11,722,250.00	1,039,536.86	11,792,873.29	100.60 (70,623.29)
<u>WATER DEPT</u>					
01-5-13-400 SALARIES	380,000.00	31,450.34	312,708.27	82.29	67,291.73
01-5-13-455 TEMP SERVICE WAGES	42,000.00	8,294.60	43,662.10	103.96 (1,662.10)
01-5-13-502 PAYROLL TAX	30,400.00	2,299.50	22,923.13	75.41	7,476.87
01-5-13-503 GROUP INSURANCE	37,500.00	2,166.03	22,110.28	58.96	15,389.72
01-5-13-504 PENSION EXPENSE	9,000.00	727.68	7,536.46	83.74	1,463.54
01-5-13-510 TRAVEL & TRAINING EXPENSE	1,000.00	0.00	1,839.50	183.95 (839.50)
01-5-13-515 SAFETY SUPPLIES	2,500.00	141.53	2,225.06	89.00	274.94
01-5-13-580 UNIFORM EXPENSE	7,500.00	1,435.30	9,531.36	127.08 (2,031.36)
01-5-13-601 MATERIALS AND SUPPLIES	30,000.00	5,889.19	40,191.12	133.97 (10,191.12)
01-5-13-602 CHEMICALS AND SUPPLIES	70,000.00	7,224.57	85,798.50	122.57 (15,798.50)
01-5-13-608 TOOLS	1,500.00	0.00	2,870.68	191.38 (1,370.68)
01-5-13-610 TELEPHONE	20,000.00	194.29	3,205.98	16.03	16,794.02
01-5-13-619 BUILDING EXPENSE	3,000.00	331.54	11,923.67	397.46 (8,923.67)
01-5-13-620 UTILITIES	55,000.00	4,189.98	56,682.59	103.06 (1,682.59)
01-5-13-630 INSURANCE	20,000.00	4,373.62	18,283.18	91.42	1,716.82
01-5-13-640 DUES, MBRSHPS & SUBSCRIPTIONS	10,000.00	0.00	13,266.66	132.67 (3,266.66)
01-5-13-647 LICENSES	8,000.00	0.00	2,582.80	32.29	5,417.20
01-5-13-648 IMMUNIZATIONS & PHYSICALS	500.00	32.00	32.00	6.40	468.00
01-5-13-650 REPAIRS & MAINTENANCE - VEH &	15,000.00	1,809.04	12,798.43	85.32	2,201.57
01-5-13-651 OPERATING EXPENSES - VEHICLES	25,000.00	0.00	1,294.87	5.18	23,705.13

01 -OSCEOLA LIGHT & POWER

91.67% OF FISCAL YEAR

DEPARTMENTAL EXPENDITURES	CURRENT BUDGET	CURRENT PERIOD	YEAR TO DATE ACTUAL	% OF BUDGET	BUDGET BALANCE
01-5-13-652 MANHOLE & PIPE REHAB	5,000.00	0.00	0.00	0.00	5,000.00
01-5-13-682 WELL AND PUMP REPAIRS	5,000.00	0.00	0.00	0.00	5,000.00
01-5-13-683 PUMP AND TANK REPAIRS	60,000.00	13,875.38	61,589.27	102.65 (1,589.27)
01-5-13-761 DEPRECIATION-WATER PLANT	175,000.00	12,250.00	134,750.00	77.00	40,250.00
01-5-13-770 DEPRECIATION-VEHICLES	30,000.00	2,500.00	27,500.00	91.67	2,500.00
TOTAL WATER DEPT	1,042,900.00	99,184.59	895,305.91	85.85	147,594.09

SEWER DEPT					
01-5-14-400 SALARIES	240,000.00	32,611.35	361,691.77	150.70 (121,691.77)
01-5-14-455 TEMP SERVICE WAGES	30,000.00	0.00	9,730.00	32.43	20,270.00
01-5-14-502 PAYROLL TAX	19,200.00	2,431.32	26,835.58	139.77 (7,635.58)
01-5-14-503 GROUP INSURANCE	12,500.00	1,519.70	18,546.24	148.37 (6,046.24)
01-5-14-504 PENSION EXPENSE	5,400.00	598.50	7,253.86	134.33 (1,853.86)
01-5-14-510 TRAVEL & TRAINING EXPENSE	1,000.00	0.00	79.40	7.94	920.60
01-5-14-515 SAFETY SUPPLIES	1,000.00	1,926.42	2,852.91	285.29 (1,852.91)
01-5-14-580 UNIFORM EXPENSE	3,500.00	0.00	2,015.44	57.58	1,484.56
01-5-14-601 MATERIALS AND SUPPLIES	30,000.00	1,504.93	30,532.66	101.78 (532.66)
01-5-14-602 CHEMICALS AND SUPPLIES	5,500.00	0.00	1,053.03	19.15	4,446.97
01-5-14-608 TOOLS	2,500.00	0.00	1,344.38	53.78	1,155.62
01-5-14-610 TELEPHONE	2,500.00	0.00	0.00	0.00	2,500.00
01-5-14-619 BUILDING EXPENSE	1,000.00	0.00	797.50	79.75	202.50
01-5-14-620 UTILITIES	40,000.00	2,534.69	38,912.87	97.28	1,087.13
01-5-14-630 INSURANCE	2,500.00	3,380.62	14,875.48	595.02 (12,375.48)
01-5-14-640 DUES, MBRSHPS & SUBSCRIPTIONS	200.00	0.00	7,273.49	3,636.75 (7,073.49)
01-5-14-647 LICENSES	14,500.00	0.00	400.00	2.76	14,100.00
01-5-14-648 IMMUNIZATIONS & PHYSICALS	250.00	141.00	346.00	138.40 (96.00)
01-5-14-650 REPAIRS & MAINTENANCE - VEH &	20,000.00	1,465.89	17,054.16	85.27	2,945.84
01-5-14-651 OPERATING EXPENSES - VEHICLES	10,000.00	2,332.29	19,765.97	197.66 (9,765.97)
01-5-14-683 PUMP AND TANK REPAIRS	45,000.00	0.00	13,385.17	29.74	31,614.83
01-5-14-762 DEPRICIATION SEWER SYSTEMS	245,000.00	13,369.00	147,059.00	60.02	97,941.00
01-5-14-770 DEPRECIATION-VEHICLES	20,362.00	1,697.00	18,667.00	91.68	1,695.00
01-5-14-860 CONSULTING SERVICES	2,000.00	0.00	0.00	0.00	2,000.00
TOTAL SEWER DEPT	753,912.00	65,512.71	740,471.91	98.22	13,440.09

ADMINISTRATION					
01-5-15-400 SALARIES	385,000.00	39,395.89	401,073.66	104.17 (16,073.66)
01-5-15-455 TEMP SERVICE WAGES	0.00	0.00	2,093.00	0.00 (2,093.00)
01-5-15-502 PAYROLL TAX	30,800.00	2,956.38	34,795.13	112.97 (3,995.13)
01-5-15-503 GROUP INSURANCE	50,000.00	2,101.93	25,641.63	51.28	24,358.37
01-5-15-504 PENSION EXPENSE	7,500.00	831.77	7,727.73	103.04 (227.73)
01-5-15-510 TRAVEL & TRAINING EXPENSE	2,500.00	132.83	132.83	5.31	2,367.17
01-5-15-515 SAFETY SUPPLIES	1,000.00	13.89	742.51	74.25	257.49
01-5-15-516 HR MATERIALS & SUPPLIES	5,000.00	0.00	7,303.40	146.07 (2,303.40)
01-5-15-550 EMPLOYEE RELATIONS	0.00	3,329.67	3,329.67	0.00 (3,329.67)
01-5-15-580 UNIFORM EXPENSE	0.00	0.00	122.36	0.00 (122.36)
01-5-15-601 MATERIALS AND SUPPLIES	50,000.00 (263.39)	58,150.37	116.30 (8,150.37)
01-5-15-605 OFFICE EXPENSE	0.00	8,417.54	32,305.42	0.00 (32,305.42)
01-5-15-606 POSTAGE	25,000.00	3,485.66	38,334.38	153.34 (13,334.38)
01-5-15-607 PUBLISHING ORDINANCES & NOTICE	0.00	126.00	2,386.13	0.00 (2,386.13)
01-5-15-610 TELEPHONE	27,500.00	2,284.10	31,837.20	115.77 (4,337.20)

CITY OF OSCEOLA
REVENUE & EXPENSE REPORT (UNAUDITED)
AS OF: NOVEMBER 30TH, 2024

01 -OSCEOLA LIGHT & POWER

91.67% OF FISCAL YEAR

DEPARTMENTAL EXPENDITURES	CURRENT BUDGET	CURRENT PERIOD	YEAR TO DATE ACTUAL	% OF BUDGET	BUDGET BALANCE
01-5-15-619 BUILDING EXPENSE	25,000.00	1,409.16	20,102.23	80.41	4,897.77
01-5-15-620 UTILITIES	25,000.00	167.54	5,216.75	20.87	19,783.25
01-5-15-630 INSURANCE	2,000.00	0.00	62,653.42	3,132.67 (60,653.42)
01-5-15-640 DUES, MBRSHPS & SUBSCRIPTIONS	30,000.00	43.11	76,246.59	254.16 (46,246.59)
01-5-15-642 UNEMPLOYMENT BENEFIT ASSMT	0.00	0.00	2,576.00	0.00 (2,576.00)
01-5-15-643 AUDIT FEES	45,000.00	0.00	0.00	0.00	45,000.00
01-5-15-644 LEGAL EXPENSES	10,000.00	0.00	0.00	0.00	10,000.00
01-5-15-645 ADV, PROMOTIONS & DONATIONS	30,000.00	0.00	57,082.38	190.27 (27,082.38)
01-5-15-647 LICENSES	2,000.00	0.00	32,503.35	1,625.17 (30,503.35)
01-5-15-648 IMMUNIZATIONS & PHYSICALS	1,500.00	0.00	96.00	6.40	1,404.00
01-5-15-650 REPAIRS & MAINTENANCE - VEH &	0.00	0.00	111.00	0.00 (111.00)
01-5-15-651 OPERATING EXPENSES - VEHICLES	0.00	0.00	35.00	0.00 (35.00)
01-5-15-686 EQUIPMENT RENTAL	7,500.00	0.00	0.00	0.00	7,500.00
01-5-15-763 DEPRECIATION	5,000.00	417.00	4,587.00	91.74	413.00
01-5-15-860 CONSULTING SERVICES	72,500.00	18,671.19	99,109.92	136.70 (26,609.92)
01-5-15-883 BAD ACCOUNTS	75,000.00	0.00 (13,540.43)	18.05-	88,540.43
01-5-15-886 INTEREST EXPENSE	180,000.00	0.00	276,086.76	153.38 (96,086.76)
01-5-15-887 BOND PAYING AGENT EXPENSE	1,500.00	0.00	11,262.96	750.86 (9,762.96)
01-5-15-898 CASH OVER AND SHORT	500.00	(133.51)	2.27	0.45	497.73
TOTAL ADMINISTRATION	1,096,800.00	83,386.76	1,280,106.62	116.71 (183,306.62)
TOTAL EXPENDITURES	14,615,862.00	1,287,620.92	14,708,757.73	100.64 (92,895.73)
REVENUES OVER/(UNDER) EXPENDITURES	2,365,988.00	127,089.46	2,381,728.64	(15,740.64)

02 -CITY GENERAL FUND

ACCOUNT #	ACCOUNT DESCRIPTION	BALANCE
ASSETS		
=====		
02-101	REGIONS-COMM CTR & GOLF (0051)	121,767.37
02-105	REGIONS-CITY GENERAL(0638)	323,316.92
02-107	MISC CASH ACCOUNTS	70,267.33
02-108	REGIONS-CITY GEN PAYROLL(5948)	8,262.82
02-109	REGIONS-FIRE DEPT ACT833(0697)	208,528.65
02-110	ACCOUNTS RECEIVABLE	347,073.10
02-112	FBNEA - MAIN. TAX FUND (5808)	149,917.30
02-114	MUNICIPAL PROPERTY PROGRAM	517.75
02-115	CADENCE-CITY GENERAL(0430)	55,204.19
02-116	BANCORP-CITY GEN PAYROLL(0465)	8,887.36
02-118	CROSS BANK -CITY GEN SAV(7010)	8,657.28
02-121	CROSS BK-CONFINED SPACE GRANT	108,123.97
02-122	2024 BOND FUND	1,114,713.25
02-127	TAX RECEIPTS RECEIVABLE	55,178.70
02-130	DUE TO/FROM OTHER FUNDS	(460,726.39)
		<u>2,119,689.60</u>
TOTAL ASSETS		2,119,689.60
=====		
LIABILITIES		
=====		
02-201	ACCOUNTS PAYABLE	239,855.13
02-202	FEDERAL W/H PAYABLE	(76.68)
02-203	SOC SECURITY W/H PAYABLE	(469.44)
02-204	ARKANSAS W/H PAYABLE	(29.51)
02-205	GENERAL PENSION W/H	1,689.47
02-206	UNITED WAY W/H	55.00
02-210	FIREMENS PENSION W/H	(738.57)
02-212	POLICE PENSION W/H	(1,858.00)
02-214	GARNISHMENTS PAYABLE	(4,023.38)
02-236	ACCRUED WAGES	104,933.48
02-255	DEFERRED INSURANCE PROCEEDS	(383.25)
	TOTAL LIABILITIES	<u>338,954.25</u>
EQUITY		
=====		
02-291	BEGINNING FUND BALANCE	999,688.07
	TOTAL BEGINNING EQUITY	<u>999,688.07</u>
TOTAL REVENUE		8,727,057.32
TOTAL EXPENSES		<u>7,946,010.04</u>
TOTAL REVENUE OVER/(UNDER) EXPENSES		781,047.28
TOTAL EQUITY & REV. OVER/(UNDER) EXP.		<u>1,780,735.35</u>
TOTAL LIABILITIES, EQUITY & REV.OVER/(UNDER) EXP.		2,119,689.60
=====		

CITY OF OSCEOLA
REVENUE & EXPENSE REPORT (UNAUDITED)
AS OF: NOVEMBER 30TH, 2024

02 -CITY GENERAL FUND
FINANCIAL SUMMARY

91.67% OF FISCAL YEAR

	CURRENT BUDGET	CURRENT PERIOD	YEAR TO DATE ACTUAL	% OF BUDGET	BUDGET BALANCE
<u>REVENUE SUMMARY</u>					
ADMINISTRATION	8,167,898.00	969,177.71	7,782,634.16	95.28	385,263.84
POLICE DEPT	502,000.00	39,275.37	399,126.67	79.51	102,873.33
FIRE DEPT	200,000.00	8,332.00	290,125.02	145.06 (90,125.02)
PARKS & RECREATION DEPT	170,000.00	11,465.91	212,199.91	124.82 (42,199.91)
GOLF COURSE FUND	55,465.00	2,690.00	42,026.56	75.77	13,438.44
HUMANE SHELTER FUND	2,500.00	205.00	945.00	37.80	1,555.00
TOTAL REVENUES	9,097,863.00	1,031,145.99	8,727,057.32	95.92	370,805.68
	=====	=====	=====	=====	=====
<u>EXPENDITURE SUMMARY</u>					
ADMINISTRATION	4,387,183.00	109,433.98	1,231,014.29	28.06	3,156,168.71
POLICE DEPT	2,579,500.00	242,597.95	2,897,606.38	112.33 (318,106.38)
FIRE DEPT	1,512,985.00	154,497.36	1,559,797.34	103.09 (46,812.34)
PARKS & RECREATION DEPT	951,700.00	69,094.97	1,004,350.24	105.53 (52,650.24)
MUNICIPAL COURT	106,798.00	14,352.17	79,374.71	74.32	27,423.29
JAIL DEPARTMENT	345,500.00	54,713.04	655,007.04	189.58 (309,507.04)
CODE ENFORCEMENT	356,800.00	8,093.34	81,185.22	22.75	275,614.78
GOLF COURSE FUND	286,310.00	26,023.02	281,973.04	98.49	4,336.96
HUMANE SHELTER FUND	194,250.00	17,025.60	155,701.78	80.16	38,548.22
TOTAL EXPENDITURES	10,721,026.00	695,831.43	7,946,010.04	74.12	2,775,015.96
	=====	=====	=====	=====	=====
REVENUES OVER/(UNDER) EXPENDITURES	(1,623,163.00)	335,314.56	781,047.28		(2,404,210.28)

02 -CITY GENERAL FUND

91.67% OF FISCAL YEAR

REVENUES	CURRENT BUDGET	CURRENT PERIOD	YEAR TO DATE ACTUAL	% OF BUDGET	BUDGET BALANCE
<u>ADMINISTRATION</u>					
02-4-01-310 PROPERTY TAXES	715,000.00	236,573.57	769,602.51	107.64 (54,602.51)
02-4-01-314 GENERAL REVENUE (STATE OF ARK)	115,000.00	7,147.84	96,628.38	84.02	18,371.62
02-4-01-315 PRIVILEGE TAX -- CITY	8,000.00	25.00	9,450.00	118.13 (1,450.00)
02-4-01-316 PILOT-FED HOUSING AUTHORITY	3,315.00	0.00	0.00	0.00	3,315.00
02-4-01-317 PILOT-PLUM POINT ENERGY STA	870,000.00	0.00	871,750.54	100.20 (1,750.54)
02-4-01-323 A & P TAX REVENUE	32,000.00	4,544.51	50,426.66	157.58 (18,426.66)
02-4-01-325 GAS FRANCHISE TAX	85,000.00	0.00	95,704.10	112.59 (10,704.10)
02-4-01-328 TELEPHONE EXCISE TAX	20,000.00	0.00	6,000.00	30.00	14,000.00
02-4-01-331 CABLE FRANCHISE TAX	20,000.00	1,186.71	13,163.50	65.82	6,836.50
02-4-01-345 BUILDING PERMITS	2,000.00	618.57	6,803.97	340.20 (4,803.97)
02-4-01-375 PLANNING COMMISSION	100.00	0.00	0.00	0.00	100.00
02-4-01-384 CODE RED CONTRIBUTIONS	(3,750.00)	0.00	0.00	0.00 (3,750.00)
02-4-01-390 INTEREST INCOME	500.00	58.23	1,067.03	213.41 (567.03)
02-4-01-394 COUNTY SALES TAX	1,300,000.00	172,677.31	1,792,744.56	137.90 (492,744.56)
02-4-01-395 MISCELLANEOUS	3,750,733.00	0.00	29,309.74	0.78	3,721,423.26
02-4-01-397 CITY SALES TAX	1,250,000.00	546,345.97	3,989,171.63	319.13 (2,739,171.63)
02-4-01-398 RENT INCOME	0.00	0.00	50,811.54	0.00 (50,811.54)
TOTAL ADMINISTRATION	8,167,898.00	969,177.71	7,782,634.16	95.28	385,263.84
<u>POLICE DEPT</u>					
02-4-02-335 FINES & FORFEITURES	300,000.00	39,095.37	380,000.37	126.67 (80,000.37)
02-4-02-337 OPD RECEIPTS	2,000.00	0.00	0.00	0.00	2,000.00
02-4-02-338 JAIL RECEIPTS	100,000.00	180.00	2,255.00	2.26	97,745.00
02-4-02-396 GRANT INCOME	100,000.00	0.00	16,871.30	16.87	83,128.70
TOTAL POLICE DEPT	502,000.00	39,275.37	399,126.67	79.51	102,873.33
<u>FIRE DEPT</u>					
02-4-03-380 CONTRACT TRAINING RECEIPTS	0.00	8,332.00	49,992.00	0.00 (49,992.00)
02-4-03-396 GRANT INCOME	200,000.00	0.00	240,133.02	120.07 (40,133.02)
TOTAL FIRE DEPT	200,000.00	8,332.00	290,125.02	145.06 (90,125.02)
<u>PARKS & RECREATION DEPT</u>					
02-4-04-350 ADMISSION FEES	95,000.00	11,465.91	137,199.91	144.42 (42,199.91)
02-4-04-396 GRANT INCOME	75,000.00	0.00	75,000.00	100.00	0.00
TOTAL PARKS & RECREATION DEPT	170,000.00	11,465.91	212,199.91	124.82 (42,199.91)
<u>GOLF COURSE FUND</u>					
02-4-18-360 GOLF COURSE MEMBERSHIP FEES	45,000.00	2,080.00	35,166.56	78.15	9,833.44
02-4-18-362 GREENS FEES	815.00	0.00	0.00	0.00	815.00
02-4-18-364 CART SHED RENTALS	8,500.00	610.00	6,860.00	80.71	1,640.00
02-4-18-365 PRO SHOP SALES	1,150.00	0.00	0.00	0.00	1,150.00
TOTAL GOLF COURSE FUND	55,465.00	2,690.00	42,026.56	75.77	13,438.44
<u>HUMANE SHELTER FUND</u>					
02-4-19-340 ANIMAL SHELTER RECEIPTS	2,500.00	205.00	945.00	37.80	1,555.00
TOTAL HUMANE SHELTER FUND	2,500.00	205.00	945.00	37.80	1,555.00
TOTAL REVENUES	9,097,863.00	1,031,145.99	8,727,057.32	95.92	370,805.68

CITY OF OSCEOLA
REVENUE & EXPENSE REPORT (UNAUDITED)
AS OF: NOVEMBER 30TH, 2024

02 -CITY GENERAL FUND

91.67% OF FISCAL YEAR

REVENUES	CURRENT BUDGET	CURRENT PERIOD	YEAR TO DATE ACTUAL	% OF BUDGET	BUDGET BALANCE
	=====	=====	=====	=====	=====

02 -CITY GENERAL FUND

91.67% OF FISCAL YEAR

DEPARTMENTAL EXPENDITURES	CURRENT BUDGET	CURRENT PERIOD	YEAR TO DATE ACTUAL	% OF BUDGET	BUDGET BALANCE
<u>ADMINISTRATION</u>					
02-5-01-400 SALARIES	135,000.00	19,491.03	202,029.96	149.65 (67,029.96)
02-5-01-501 TRAVEL & PUBLIC RELATIONS	5,000.00	280.67	6,653.06	133.06 (1,653.06)
02-5-01-502 PAYROLL TAX	10,800.00	967.77	10,462.30	96.87	337.70
02-5-01-503 GROUP INSURANCE	45,000.00	6,107.03	69,385.73	154.19 (24,385.73)
02-5-01-504 PENSION EXPENSE	55,000.00	3,113.44	36,218.65	65.85	18,781.35
02-5-01-510 TRAVEL & TRAINING EXPENSE	12,000.00	0.00	31,798.06	264.98 (19,798.06)
02-5-01-601 MATERIALS AND SUPPLIES	30,000.00	4,156.47	88,598.43	295.33 (58,598.43)
02-5-01-605 OFFICE EXPENSE	5,000.00	0.00	0.00	0.00	5,000.00
02-5-01-607 PUBLISHING ORDINANCES & NOTICE	7,500.00	1,828.00	12,518.84	166.92 (5,018.84)
02-5-01-610 TELEPHONE	3,500.00	0.00	240.26	6.86	3,259.74
02-5-01-619 BUILDING EXPENSE	35,000.00	2,487.25	13,891.94	39.69	21,108.06
02-5-01-620 UTILITIES	45,000.00	628.01	7,574.39	16.83	37,425.61
02-5-01-625 RENT	1,000.00	0.00	1,052.10	105.21 (52.10)
02-5-01-626 A & P EXPENSES	30,000.00	27,662.25	67,950.04	226.50 (37,950.04)
02-5-01-630 INSURANCE	34,000.00	622.06	90,085.55	264.96 (56,085.55)
02-5-01-640 DUES, MBRSHPS & SUBSCRIPTIONS	3,500.00	81.38	4,535.14	129.58 (1,035.14)
02-5-01-642 UNEMPLOYMENT BENEFIT ASSMT	0.00	0.00	3,044.00	0.00 (3,044.00)
02-5-01-644 LEGAL EXPENSES	20,000.00	1,675.00	64,551.00	322.76 (44,551.00)
02-5-01-645 ADV, PROMOTIONS & DONATIONS	6,000.00	0.00	13,983.77	233.06 (7,983.77)
02-5-01-647 LICENSES	250.00	0.00	185.00	74.00	65.00
02-5-01-648 IMMUNIZATIONS & PHYSICALS	0.00	0.00	64.00	0.00 (64.00)
02-5-01-650 REPAIRS & MAINTENANCE - VEH &	1,200.00	0.00	0.00	0.00	1,200.00
02-5-01-687 ELECTION EXPENSE	0.00	0.00	4,722.79	0.00 (4,722.79)
02-5-01-700 EQUIPMENT PURCHASES	30,000.00	0.00	4,670.28	15.57	25,329.72
02-5-01-750 ROSENWALD BLDG EXPENSE	7,500.00	55.97	4,991.57	66.55	2,508.43
02-5-01-751 SR. CITIZEN BLDG EXPENSE	5,000.00	0.00	6,231.40	124.63 (1,231.40)
02-5-01-753 COSTON BLDG EXP	1,500.00	235.98	6,942.24	462.82 (5,442.24)
02-5-01-801 PLANNING COMMISSION EXPENSE	200.00	0.00	0.00	0.00	200.00
02-5-01-860 CONSULTING SERVICES	132,500.00	8,950.00	137,770.53	103.98 (5,270.53)
02-5-01-861 INDUSTRIAL INCENTIVES	0.00	6,250.00	77,750.00	0.00 (77,750.00)
02-5-01-898 ABANDONED/CONDEMNED PROP EXP	0.00	24,841.67	48,508.35	0.00 (48,508.35)
02-5-01-899 MISCELLANEOUS	3,725,733.00	0.00	214,604.91	5.76	3,511,128.09
TOTAL ADMINISTRATION	4,387,183.00	109,433.98	1,231,014.29	28.06	3,156,168.71
<u>POLICE DEPT</u>					
02-5-02-400 SALARIES	1,650,000.00	159,796.70	1,672,974.67	101.39 (22,974.67)
02-5-02-414 SALARIES-GRANT/OPD	(60,000.00) (3,520.00) (127,918.85)	213.20	67,918.85
02-5-02-426 AUXILIARY POLICE	2,000.00	59.06	2,459.27	122.96 (459.27)
02-5-02-502 PAYROLL TAX	132,000.00	11,984.76	124,772.51	94.52	7,227.49
02-5-02-503 GROUP INSURANCE	135,000.00	7,570.18	85,670.44	63.46	49,329.56
02-5-02-504 PENSION EXPENSE	181,500.00	9,869.72	198,216.18	109.21 (16,716.18)
02-5-02-510 TRAVEL & TRAINING EXPENSE	10,000.00	1,114.74	20,817.22	208.17 (10,817.22)
02-5-02-515 SAFETY SUPPLIES	0.00	0.00	386.89	0.00 (386.89)
02-5-02-580 UNIFORM EXPENSE	20,000.00	2,341.66	15,977.47	79.89	4,022.53
02-5-02-581 UNIFORM LAUNDRY	0.00	0.00	645.37	0.00 (645.37)
02-5-02-601 MATERIALS AND SUPPLIES	50,000.00	4,094.91	41,932.52	83.87	8,067.48
02-5-02-610 TELEPHONE	35,000.00	1,967.10	39,110.95	111.75 (4,110.95)

02 -CITY GENERAL FUND

91.67% OF FISCAL YEAR

DEPARTMENTAL EXPENDITURES	CURRENT BUDGET	CURRENT PERIOD	YEAR TO DATE ACTUAL	% OF BUDGET	BUDGET BALANCE
02-5-02-619 BUILDING EXPENSE	1,500.00	0.00	178,417.10	1,894.47 (176,917.10)
02-5-02-620 UTILITIES	7,500.00	2,076.64	14,811.39	197.49 (7,311.39)
02-5-02-630 INSURANCE	30,000.00	20,684.63	41,483.15	138.28 (11,483.15)
02-5-02-640 DUES, MBRSHPS & SUBSCRIPTIONS	25,000.00	1,529.29	50,674.58	202.70 (25,674.58)
02-5-02-648 IMMUNIZATIONS & PHYSICALS	5,000.00	32.00	1,821.00	36.42	3,179.00
02-5-02-650 REPAIRS & MAINTENANCE - VEH &	50,000.00	94.10	18,975.35	37.95	31,024.65
02-5-02-651 OPERATING EXPENSES - VEHICLES	55,000.00	13,553.21	98,809.51	179.65 (43,809.51)
02-5-02-700 EQUIPMENT PURCHASES	250,000.00	9,349.25	417,569.66	167.03 (167,569.66)
TOTAL POLICE DEPT	2,579,500.00	242,597.95	2,897,606.38	112.33 (318,106.38)
<u>FIRE DEPT</u>					
02-5-03-400 SALARIES	885,000.00	92,259.15	961,204.84	108.61 (76,204.84)
02-5-03-427 FIRE SCRIPT-REDEEMED	12,000.00	1,530.00	29,029.33	241.91 (17,029.33)
02-5-03-502 PAYROLL TAX	17,700.00	1,538.01	16,213.43	91.60	1,486.57
02-5-03-503 GROUP INSURANCE	72,000.00	5,167.87	46,434.06	64.49	25,565.94
02-5-03-504 PENSION EXPENSE	128,000.00	12,588.13	135,528.67	105.88 (7,528.67)
02-5-03-510 TRAVEL & TRAINING EXPENSE	4,000.00	0.00	2,574.81	64.37	1,425.19
02-5-03-515 SAFETY SUPPLIES	1,000.00	0.00	454.69	45.47	545.31
02-5-03-580 UNIFORM EXPENSE	7,500.00	0.00	6,750.07	90.00	749.93
02-5-03-601 MATERIALS AND SUPPLIES	20,000.00	3,242.83	40,613.30	203.07 (20,613.30)
02-5-03-610 TELEPHONE	20,000.00	1,021.78	12,079.86	60.40	7,920.14
02-5-03-619 BUILDING EXPENSE	7,000.00	13,847.73	22,278.45	318.26 (15,278.45)
02-5-03-620 UTILITIES	8,500.00	469.29	11,045.11	129.94 (2,545.11)
02-5-03-630 INSURANCE	50,000.00	18,516.04	28,479.14	56.96	21,520.86
02-5-03-640 DUES, MBRSHPS & SUBSCRIPTIONS	400.00	0.00	506.53	126.63 (106.53)
02-5-03-648 IMMUNIZATIONS & PHYSICALS	2,000.00	0.00	2,137.00	106.85 (137.00)
02-5-03-650 REPAIRS & MAINTENANCE - VEH &	22,000.00	2,210.09	18,900.40	85.91	3,099.60
02-5-03-651 OPERATING EXPENSES - VEHICLES	18,000.00	1,814.26	19,790.07	109.94 (1,790.07)
02-5-03-686 EQUIPMENT RENTAL	22,000.00	292.18	13,043.83	59.29	8,956.17
02-5-03-700 EQUIPMENT PURCHASES	165,885.00	0.00	192,733.75	116.19 (26,848.75)
02-5-03-895 CAPITAL LEASE PAYMENTS	50,000.00	0.00	0.00	0.00	50,000.00
TOTAL FIRE DEPT	1,512,985.00	154,497.36	1,559,797.34	103.09 (46,812.34)
<u>PARKS & RECREATION DEPT</u>					
02-5-04-400 SALARIES	390,000.00	37,288.65	374,311.45	95.98	15,688.55
02-5-04-435 SUMMER WORKERS	17,500.00	0.00	0.00	0.00	17,500.00
02-5-04-455 TEMP SERVICE WAGES	10,000.00	3,120.00	57,336.40	573.36 (47,336.40)
02-5-04-502 PAYROLL TAX	31,200.00	2,741.56	27,302.76	87.51	3,897.24
02-5-04-503 GROUP INSURANCE	30,000.00	2,379.59	26,782.54	89.28	3,217.46
02-5-04-504 PENSION EXPENSE	5,500.00	821.16	6,349.32	115.44 (849.32)
02-5-04-510 TRAVEL & TRAINING EXPENSE	12,000.00	0.00	372.41	3.10	11,627.59
02-5-04-515 SAFETY SUPPLIES	3,000.00	0.00	2,532.82	84.43	467.18
02-5-04-601 MATERIALS AND SUPPLIES	103,000.00	8,515.98	70,881.95	68.82	32,118.05
02-5-04-610 TELEPHONE	5,000.00	84.64	3,380.66	67.61	1,619.34
02-5-04-619 BUILDING EXPENSE	35,000.00	2,395.49	32,049.80	91.57	2,950.20
02-5-04-620 UTILITIES	35,500.00	1,544.08	28,004.24	78.89	7,495.76
02-5-04-630 INSURANCE	7,500.00	4,372.85	20,257.14	270.10 (12,757.14)
02-5-04-640 DUES, MBRSHPS & SUBSCRIPTIONS	2,000.00	0.00	340.03	17.00	1,659.97
02-5-04-645 ADV, PROMOTIONS & DONATIONS	2,000.00	0.00	17,718.00	885.90 (15,718.00)
02-5-04-647 LICENSES	2,000.00	0.00	78.91	3.95	1,921.09

CITY OF OSCEOLA
REVENUE & EXPENSE REPORT (UNAUDITED)
AS OF: NOVEMBER 30TH, 2024

02 -CITY GENERAL FUND

91.67% OF FISCAL YEAR

DEPARTMENTAL EXPENDITURES	CURRENT BUDGET	CURRENT PERIOD	YEAR TO DATE ACTUAL	% OF BUDGET	BUDGET BALANCE
02-5-04-648 IMMUNIZATIONS & PHYSICALS	500.00	32.00	128.00	25.60	372.00
02-5-04-650 REPAIRS & MAINTENANCE - VEH &	25,000.00	867.15	10,025.85	40.10	14,974.15
02-5-04-651 OPERATING EXPENSES - VEHICLES	20,000.00	1,472.14	11,364.85	56.82	8,635.15
02-5-04-700 EQUIPMENT PURCHASES	150,000.00	0.00	0.00	0.00	150,000.00
02-5-04-725 ATHLETIC EQUIPMENT	40,000.00	0.00	62,139.73	155.35 (22,139.73)
02-5-04-890 CAPITAL IMPROVEMENTS	0.00	3,300.00	232,918.60	0.00 (232,918.60)
02-5-04-895 CAPITAL LEASE PAYMENTS	25,000.00	159.68	20,074.78	80.30	4,925.22
TOTAL PARKS & RECREATION DEPT	951,700.00	69,094.97	1,004,350.24	105.53 (52,650.24)
MUNICIPAL COURT					
02-5-05-421 JUDGE'S SALARY	30,000.00	2,443.75	26,881.25	89.60	3,118.75
02-5-05-422 CLERK'S SALARY	111,480.00	10,491.22	102,870.62	92.28	8,609.38
02-5-05-502 PAYROLL TAX	11,318.00	788.51	7,768.12	68.64	3,549.88
02-5-05-503 GROUP INSURANCE	10,000.00	628.69	4,940.07	49.40	5,059.93
02-5-05-510 TRAVEL & TRAINING EXPENSE	2,000.00	0.00	3,691.93	184.60 (1,691.93)
02-5-05-601 MATERIALS AND SUPPLIES	2,000.00	0.00	5,045.18	252.26 (3,045.18)
02-5-05-640 DUES, MBRSHPS & SUBSCRIPTIONS	0.00	0.00	675.00	0.00 (675.00)
02-5-05-899 MISCELLANEOUS	(60,000.00)	0.00	(72,497.46)	120.83	12,497.46
TOTAL MUNICIPAL COURT	106,798.00	14,352.17	79,374.71	74.32	27,423.29
JAIL DEPARTMENT					
02-5-11-400 SALARIES	175,000.00	23,416.13	257,591.34	147.20 (82,591.34)
02-5-11-455 TEMP SERVICE WAGES	50,000.00	8,776.24	75,906.36	151.81 (25,906.36)
02-5-11-502 PAYROLL TAX	14,000.00	1,777.35	19,380.09	138.43 (5,380.09)
02-5-11-503 GROUP INSURANCE	15,000.00	4,587.35	41,224.08	274.83 (26,224.08)
02-5-11-504 PENSION EXPENSE	1,250.00	0.00	1,915.70	153.26 (665.70)
02-5-11-510 TRAVEL & TRAINING EXPENSE	2,000.00	560.05	3,383.11	169.16 (1,383.11)
02-5-11-580 UNIFORM EXPENSE	1,000.00	0.00	3,775.77	377.58 (2,775.77)
02-5-11-601 MATERIALS AND SUPPLIES	40,000.00	1,074.41	21,584.85	53.96	18,415.15
02-5-11-619 BUILDING EXPENSE	0.00	994.65	112,149.39	0.00 (112,149.39)
02-5-11-620 UTILITIES	20,800.00	1,361.75	12,504.98	60.12	8,295.02
02-5-11-630 INSURANCE	200.00	43.01	43.01	21.51	156.99
02-5-11-648 IMMUNIZATIONS & PHYSICALS	1,000.00	152.00	2,930.00	293.00 (1,930.00)
02-5-11-650 REPAIRS & MAINTENANCE - VEH &	0.00	0.00	1,299.53	0.00 (1,299.53)
02-5-11-655 JAIL MAINTENANCE FUND	25,000.00	4,622.70	10,219.76	40.88	14,780.24
02-5-11-656 JAIL FOOD EXPENSE	0.00	6,994.62	87,019.23	0.00 (87,019.23)
02-5-11-659 INMATE MEDICAL	250.00	0.00	2,376.64	950.66 (2,126.64)
02-5-11-686 EQUIPMENT RENTAL	0.00	352.78	1,638.07	0.00 (1,638.07)
02-5-11-700 EQUIPMENT PURCHASES	0.00	0.00	65.13	0.00 (65.13)
TOTAL JAIL DEPARTMENT	345,500.00	54,713.04	655,007.04	189.58 (309,507.04)
CODE ENFORCEMENT					
02-5-17-400 SALARIES	125,000.00	5,158.88	36,793.52	29.43	88,206.48
02-5-17-502 PAYROLL TAX	10,000.00	392.22	2,798.98	27.99	7,201.02
02-5-17-503 GROUP INSURANCE	8,800.00	1,717.21	17,517.21	199.06 (8,717.21)
02-5-17-510 TRAVEL & TRAINING EXPENSE	5,000.00	0.00	34.71	0.69	4,965.29
02-5-17-580 UNIFORM EXPENSE	0.00	0.00	192.73	0.00 (192.73)
02-5-17-601 MATERIALS AND SUPPLIES	10,000.00	185.92	15,462.21	154.62 (5,462.21)
02-5-17-610 TELEPHONE	0.00	97.19	895.60	0.00 (895.60)
02-5-17-647 LICENSES	0.00	0.00	50.00	0.00 (50.00)

CITY OF OSCEOLA
REVENUE & EXPENSE REPORT (UNAUDITED)
AS OF: NOVEMBER 30TH, 2024

02 -CITY GENERAL FUND

91.67% OF FISCAL YEAR

DEPARTMENTAL EXPENDITURES	CURRENT BUDGET	CURRENT PERIOD	YEAR TO DATE ACTUAL	% OF BUDGET	BUDGET BALANCE
02-5-17-648 IMMUNIZATIONS & PHYSICALS	0.00	0.00	77.00	0.00 (77.00)
02-5-17-650 REPAIRS & MAINTENANCE - VEH &	0.00	75.46	3,235.45	0.00 (3,235.45)
02-5-17-651 OPERATING EXPENSES- VEHICLES	10,000.00	466.46	4,127.81	41.28	5,872.19
02-5-17-700 EQUIPMENT PURCHASES	48,000.00	0.00	0.00	0.00	48,000.00
02-5-17-899 MISCELLANEOUS	140,000.00	0.00	0.00	0.00	140,000.00
TOTAL CODE ENFORCEMENT	356,800.00	8,093.34	81,185.22	22.75	275,614.78
GOLF COURSE FUND					
02-5-18-400 SALARIES	98,000.00	15,355.10	128,267.58	130.89 (30,267.58)
02-5-18-455 TEMP SERVICE WAGES	40,000.00	4,233.60	40,042.80	100.11 (42.80)
02-5-18-502 PAYROLL TAX	7,840.00	1,160.62	9,720.40	123.98 (1,880.40)
02-5-18-503 GROUP INSURANCE	10,000.00	502.61	5,067.63	50.68	4,932.37
02-5-18-504 PENSION EXPENSE	3,270.00	232.32	2,787.84	85.26	482.16
02-5-18-515 SAFETY SUPPLIES	0.00	0.00	395.01	0.00 (395.01)
02-5-18-601 MATERIALS AND SUPPLIES	45,000.00	489.53	37,916.01	84.26	7,083.99
02-5-18-610 TELEPHONE	2,500.00	42.32	1,443.27	57.73	1,056.73
02-5-18-619 BUILDING EXPENSE	0.00	0.00	2,809.78	0.00 (2,809.78)
02-5-18-620 UTILITIES	5,700.00	441.37	6,031.06	105.81 (331.06)
02-5-18-630 INSURANCE	6,000.00	725.74	1,887.83	31.46	4,112.17
02-5-18-640 DUES, MBRSHPS & SUBSCRIPTIONS	0.00	0.00	247.68	0.00 (247.68)
02-5-18-650 REPAIRS & MAINTENANCE - VEH &	12,500.00	0.00	17,261.55	138.09 (4,761.55)
02-5-18-651 OPERATING EXPENSES - VEHICLES	15,000.00	0.00	6,961.01	46.41	8,038.99
02-5-18-686 EQUIPMENT RENTAL	500.00	0.00	0.00	0.00	500.00
02-5-18-700 EQUIPMENT PURCHASES	5,000.00	0.00	68.58	1.37	4,931.42
02-5-18-895 CAPITAL LEASE PAYMENTS	35,000.00	2,839.81	21,065.01	60.19	13,934.99
TOTAL GOLF COURSE FUND	286,310.00	26,023.02	281,973.04	98.49	4,336.96
HUMANE SHELTER FUND					
02-5-19-400 SALARIES	80,000.00	7,151.71	83,750.45	104.69 (3,750.45)
02-5-19-455 TEMP SERVICE WAGES	15,000.00	3,497.00	11,568.70	77.12	3,431.30
02-5-19-502 PAYROLL TAX	6,400.00	540.69	6,246.50	97.60	153.50
02-5-19-503 GROUP INSURANCE	6,000.00	340.52	5,500.01	91.67	499.99
02-5-19-504 PENSION EXPENSE	1,250.00	109.74	1,316.88	105.35 (66.88)
02-5-19-510 TRAVEL & TRAINING EXPENSE	250.00	0.00	0.00	0.00	250.00
02-5-19-515 SAFETY SUPPLIES	200.00	0.00	0.00	0.00	200.00
02-5-19-580 UNIFORM EXPENSE	500.00	0.00	0.00	0.00	500.00
02-5-19-601 MATERIALS AND SUPPLIES	20,000.00	4,117.16	26,358.31	131.79 (6,358.31)
02-5-19-610 TELEPHONE	9,800.00	86.29	1,916.36	19.55	7,883.64
02-5-19-611 VET BILLS	7,500.00	0.00	2,022.25	26.96	5,477.75
02-5-19-619 BUILDING EXPENSE	2,500.00	300.00	9,711.25	388.45 (7,211.25)
02-5-19-620 UTILITIES	3,600.00	230.09	2,905.98	80.72	694.02
02-5-19-630 INSURANCE	1,500.00	489.20	2,107.17	140.48 (607.17)
02-5-19-640 DUES, MBRSHPS & SUBSCRIPTIONS	0.00	0.00	104.49	0.00 (104.49)
02-5-19-648 IMMUNIZATIONS & PHYSICALS	250.00	0.00	32.00	12.80	218.00
02-5-19-650 REPAIRS & MAINTENANCE - VEH &	1,500.00	0.00	322.02	21.47	1,177.98
02-5-19-651 OPERATING EXPENSES - VEHICLES	3,000.00	163.20	1,814.10	60.47	1,185.90
02-5-19-700 EQUIPMENT PURCHASES	35,000.00	0.00	0.00	0.00	35,000.00
02-5-19-840 Disposal	0.00	0.00	25.31	0.00 (25.31)
TOTAL HUMANE SHELTER FUND	194,250.00	17,025.60	155,701.78	80.16	38,548.22
TOTAL EXPENDITURES	10,721,026.00	695,831.43	7,946,010.04	74.12	2,775,015.96

CITY OF OSCEOLA
REVENUE & EXPENSE REPORT (UNAUDITED)
AS OF: NOVEMBER 30TH, 2024

02 -CITY GENERAL FUND

91.67% OF FISCAL YEAR

DEPARTMENTAL EXPENDITURES	CURRENT BUDGET	CURRENT PERIOD	YEAR TO DATE ACTUAL	% OF BUDGET	BUDGET BALANCE
	=====	=====	=====	=====	=====
REVENUES OVER/(UNDER) EXPENDITURES	(1,623,163.00)	335,314.56	781,047.28		(2,404,210.28)

05 -AIRPORT FUND

ACCOUNT #	ACCOUNT DESCRIPTION	BALANCE	
ASSETS			
=====			
05-101	REGIONS-AIRPORT OPERATING(680)	16,517.54	
05-105	BANCORP-AIRPORT GRANT(6248)	30,946.28	
05-130	DUE TO/FROM OTHER FUNDS	(4,213.89)	
			43,249.93
TOTAL ASSETS			43,249.93
			=====
LIABILITIES			
=====			
EQUITY			
=====			
05-291	BEGINNING FUND BALANCE	117,296.49	
	TOTAL BEGINNING EQUITY	117,296.49	
TOTAL REVENUE		39,326.59	
TOTAL EXPENSES		113,373.15	
TOTAL REVENUE OVER/(UNDER) EXPENSES		(74,046.56)	
TOTAL EQUITY & REV. OVER/(UNDER) EXP.			43,249.93
TOTAL LIABILITIES, EQUITY & REV.OVER/(UNDER) EXP.			43,249.93
			=====

CITY OF OSCEOLA
REVENUE & EXPENSE REPORT (UNAUDITED)
AS OF: NOVEMBER 30TH, 2024

05 -AIRPORT FUND
FINANCIAL SUMMARY

91.67% OF FISCAL YEAR

	CURRENT BUDGET	CURRENT PERIOD	YEAR TO DATE ACTUAL	% OF BUDGET	BUDGET BALANCE
<u>REVENUE SUMMARY</u>					
AIRPORT	<u>0.00</u>	<u>155.87</u>	<u>39,326.59</u>	<u>0.00</u>	<u>(39,326.59)</u>
TOTAL REVENUES	<u>0.00</u>	<u>155.87</u>	<u>39,326.59</u>	<u>0.00</u>	<u>(39,326.59)</u>
	=====	=====	=====	=====	=====
<u>EXPENDITURE SUMMARY</u>					
AIRPORT	<u>8,000.00</u>	<u>1,691.10</u>	<u>113,373.15</u>	<u>1,417.16</u>	<u>(105,373.15)</u>
TOTAL EXPENDITURES	<u>8,000.00</u>	<u>1,691.10</u>	<u>113,373.15</u>	<u>1,417.16</u>	<u>(105,373.15)</u>
	=====	=====	=====	=====	=====
REVENUES OVER/(UNDER) EXPENDITURES	(8,000.00)	(1,535.23)	(74,046.56)		66,046.56

CITY OF OSCEOLA
REVENUE & EXPENSE REPORT (UNAUDITED)
AS OF: NOVEMBER 30TH, 2024

05 -AIRPORT FUND

91.67% OF FISCAL YEAR					
REVENUES	CURRENT BUDGET	CURRENT PERIOD	YEAR TO DATE ACTUAL	% OF BUDGET	BUDGET BALANCE
<hr/>					
AIRPORT					
05-4-09-390 INTEREST INCOME	0.00	3.80	54.12	0.00 (54.12)
05-4-09-391 RENTAL INCOME	0.00	0.00	7,000.00	0.00 (7,000.00)
05-4-09-395 MISCELLANEOUS	0.00	152.07	32,272.47	0.00 (32,272.47)
TOTAL AIRPORT	0.00	155.87	39,326.59	0.00 (39,326.59)
<hr/>					
TOTAL REVENUES	0.00	155.87	39,326.59	0.00 (39,326.59)
	=====	=====	=====	=====	=====

CITY OF OSCEOLA
REVENUE & EXPENSE REPORT (UNAUDITED)
AS OF: NOVEMBER 30TH, 2024

05 -AIRPORT FUND

					91.67% OF FISCAL YEAR
DEPARTMENTAL EXPENDITURES	CURRENT BUDGET	CURRENT PERIOD	YEAR TO DATE ACTUAL	% OF BUDGET	BUDGET BALANCE
<hr/>					
AIRPORT					
05-5-09-601 MATERIALS AND SUPPLIES	0.00	1,675.00	11,459.26	0.00 (11,459.26)
05-5-09-619 BUILDING EXPENSE	7,500.00	0.00	0.00	0.00	7,500.00
05-5-09-620 UTILITIES	0.00	16.10	92.97	0.00 (92.97)
05-5-09-630 INSURANCE	500.00	0.00	120.92	24.18	379.08
05-5-09-890 GRANT EXPENSE	0.00	0.00	101,700.00	0.00 (101,700.00)
TOTAL AIRPORT	<u>8,000.00</u>	<u>1,691.10</u>	<u>113,373.15</u>	<u>1,417.16 (</u>	<u>105,373.15)</u>
<hr/>					
TOTAL EXPENDITURES	8,000.00	1,691.10	113,373.15	1,417.16 (105,373.15)
<hr/>					
REVENUES OVER/(UNDER) EXPENDITURES	(8,000.00)	(1,535.23)	(74,046.56)		66,046.56

03 -STREET FUND

ACCOUNT #	ACCOUNT DESCRIPTION	BALANCE
ASSETS		
=====		
03-115	CADENCE-STREET FUND(0449)	91,693.23
03-130	DUE TO/FROM OTHER FUNDS	(119,374.12)
		(27,680.89)
TOTAL ASSETS		(27,680.89)
=====		
LIABILITIES		
=====		
03-201	ACCOUNTS PAYABLE	19,201.76
03-236	ACCRUED WAGES	10,056.11
TOTAL LIABILITIES		29,257.87
EQUITY		
=====		
03-291	BEGINNING FUND BALANCE	432,656.60
TOTAL BEGINNING EQUITY		432,656.60
TOTAL REVENUE		542,729.34
TOTAL EXPENSES		1,032,324.70
TOTAL REVENUE OVER/(UNDER) EXPENSES		(489,595.36)
TOTAL EQUITY & REV. OVER/(UNDER) EXP.		(56,938.76)
TOTAL LIABILITIES, EQUITY & REV.OVER/(UNDER) EXP.		(27,680.89)
=====		

CITY OF OSCEOLA
REVENUE & EXPENSE REPORT (UNAUDITED)
AS OF: NOVEMBER 30TH, 2024

03 -STREET FUND
FINANCIAL SUMMARY

	91.67% OF FISCAL YEAR				
	CURRENT BUDGET	CURRENT PERIOD	YEAR TO DATE ACTUAL	% OF BUDGET	BUDGET BALANCE
<u>REVENUE SUMMARY</u>					
STREET DEPT	<u>695,040.00</u>	<u>57,499.59</u>	<u>542,729.34</u>	<u>78.09</u>	<u>152,310.66</u>
TOTAL REVENUES	<u>695,040.00</u>	<u>57,499.59</u>	<u>542,729.34</u>	<u>78.09</u>	<u>152,310.66</u>
	=====	=====	=====	=====	=====
<u>EXPENDITURE SUMMARY</u>					
STREET DEPT	<u>1,106,650.00</u>	<u>80,298.22</u>	<u>1,032,324.70</u>	<u>93.28</u>	<u>74,325.30</u>
TOTAL EXPENDITURES	<u>1,106,650.00</u>	<u>80,298.22</u>	<u>1,032,324.70</u>	<u>93.28</u>	<u>74,325.30</u>
	=====	=====	=====	=====	=====
REVENUES OVER/ (UNDER) EXPENDITURES	(411,610.00)	(22,798.63)	(489,595.36)		77,985.36

CITY OF OSCEOLA
REVENUE & EXPENSE REPORT (UNAUDITED)
AS OF: NOVEMBER 30TH, 2024

03 -STREET FUND

91.67% OF FISCAL YEAR

REVENUES	CURRENT BUDGET	CURRENT PERIOD	YEAR TO DATE ACTUAL	% OF BUDGET	BUDGET BALANCE
<hr/>					
STREET DEPT					
03-4-06-314 GENERAL REVENUE (STATE OF ARK)	600,000.00	0.00	402.60	0.07	599,597.40
03-4-06-322 DEBRIS REMOVAL	0.00	0.00	1,210.50	0.00 (1,210.50)
03-4-06-386 STREET REVENUE TURNBACK	0.00	46,551.36	528,417.29	0.00 (528,417.29)
03-4-06-390 INTEREST INCOME	40.00	12.32	221.54	553.85 (181.54)
03-4-06-395 MISCELLANEOUS	95,000.00	10,935.91	12,477.41	13.13	82,522.59
TOTAL STREET DEPT	695,040.00	57,499.59	542,729.34	78.09	152,310.66
<hr/>					
TOTAL REVENUES	695,040.00	57,499.59	542,729.34	78.09	152,310.66
	=====	=====	=====	=====	=====

03 -STREET FUND

91.67% OF FISCAL YEAR

DEPARTMENTAL EXPENDITURES	CURRENT BUDGET	CURRENT PERIOD	YEAR TO DATE ACTUAL	% OF BUDGET	BUDGET BALANCE
<hr/>					
STREET DEPT					
03-5-06-441 WAGES-STREET EMPLOYEES	440,000.00	34,662.35	359,605.91	81.73	80,394.09
03-5-06-455 TEMP SERVICES WAGES	50,000.00	12,470.15	135,513.58	271.03 (85,513.58)
03-5-06-502 PAYROLL TAX	35,200.00	2,553.35	26,626.16	75.64	8,573.84
03-5-06-503 GROUP INSURANCE	40,000.00	2,369.04	29,519.99	73.80	10,480.01
03-5-06-504 PENSION EXPENSE	7,500.00	110.33	1,416.43	18.89	6,083.57
03-5-06-510 TRAVEL & TRAINING EXPENSE	1,000.00	0.00	1,299.74	129.97 (299.74)
03-5-06-515 SAFETY SUPPLIES	2,500.00	70.26	1,235.39	49.42	1,264.61
03-5-06-580 UNIFORM EXPENSE	3,200.00	1,293.96	14,024.26	438.26 (10,824.26)
03-5-06-601 MATERIALS AND SUPPLIES	20,000.00	731.08	23,543.09	117.72 (3,543.09)
03-5-06-610 TELEPHONE	7,000.00	157.93	4,507.31	64.39	2,492.69
03-5-06-619 BUILDING EXPENSE	10,000.00	94.80	18,756.24	187.56 (8,756.24)
03-5-06-620 UTILITIES	5,000.00	859.95	10,367.27	207.35 (5,367.27)
03-5-06-630 INSURANCE	30,000.00	5,506.38	9,845.22	32.82	20,154.78
03-5-06-640 DUES, MBRSHPS & SUBSCRIPTIONS	250.00	0.00	297.55	119.02 (47.55)
03-5-06-647 LICENSES	0.00	0.00	234.48	0.00 (234.48)
03-5-06-648 IMMUNIZATIONS & PHYSICALS	1,000.00	64.00	666.00	66.60	334.00
03-5-06-650 REPAIRS & MAINTENANCE - VEH &	60,000.00	6,812.50	52,291.96	87.15	7,708.04
03-5-06-651 OPERATING EXPENSES - VEHICLES	55,000.00	7,072.53	65,719.12	119.49 (10,719.12)
03-5-06-700 EQUIPMENT PURCHASES	56,000.00	0.00	81,000.00	144.64 (25,000.00)
03-5-06-750 ASPHALT	2,500.00	0.00	0.00	0.00	2,500.00
03-5-06-751 GRAVEL	1,000.00	0.00	0.00	0.00	1,000.00
03-5-06-752 CULVERTS & DRAINS, ETC.	1,500.00	0.00	350.00	23.33	1,150.00
03-5-06-753 STREET-REPAIR CONTRACT	200,000.00	898.42	29,546.91	14.77	170,453.09
03-5-06-755 STREET PAINTING	500.00	0.00	0.00	0.00	500.00
03-5-06-756 SIGNS	2,500.00	0.00	1,538.13	61.53	961.87
03-5-06-840 DUMPING-DISPOSAL	65,000.00	4,571.19	158,619.96	244.03 (93,619.96)
03-5-06-899 MISCELLANEOUS	10,000.00	0.00	5,800.00	58.00	4,200.00
TOTAL STREET DEPT	1,106,650.00	80,298.22	1,032,324.70	93.28	74,325.30
<hr/>					
TOTAL EXPENDITURES	1,106,650.00	80,298.22	1,032,324.70	93.28	74,325.30
=====					
REVENUES OVER/(UNDER) EXPENDITURES	(411,610.00) (22,798.63) (489,595.36)		77,985.36

04 -SANITATION FUND

ACCOUNT #	ACCOUNT DESCRIPTION	BALANCE	
ASSETS			
=====			
04-107	FNBEA SANITATION	200.00	
04-114	PREPAID INSURANCE	16,223.00	
04-115	CADENCE-SANITATION FUND(9951)	22,515.84	
04-130	DUE TO/FROM OTHER FUNDS	(70,274.86)	
04-185	TOOLS AND EQUIPMENT	2,316,265.19	
04-188	LAND PLANT SITE	47,257.70	
04-189	AUTO & TRUCKS	76,896.68	
04-193	WASTE TO ENERGY FACILITY	1,444,544.38	
04-194	RESERVE FOR DEPR WASTE FACILIT	(3,061,072.24)	
		<u>792,555.69</u>	
TOTAL ASSETS			792,555.69
			=====
LIABILITIES			
=====			
04-201	ACCOUNTS PAYABLE	24,697.51	
04-232	COMPENSATED ABSENCES	7,923.29	
04-236	ACCRUED WAGES	7,311.87	
04-241	ACCRUED INTEREST PAYABLE	65.65	
04-263	N/P BCS COMML GARBAGE TRUCK	5,600.59	
04-267	N/P BCS KNUCKLEBOOM TRUCK	4,177.14	
04-269	N/P BCS COMML ROLL-OFF	2,611.77	
04-270	N/P BCS RESIDNTL GARBAGE TRUCK	<u>50.49</u>	
	TOTAL LIABILITIES		<u>52,438.31</u>
EQUITY			
=====			
04-290	RETAINED EARNINGS	<u>886,793.41</u>	
	TOTAL BEGINNING EQUITY	886,793.41	
TOTAL REVENUE		929,692.40	
TOTAL EXPENSES		<u>1,076,368.43</u>	
	TOTAL REVENUE OVER/(UNDER) EXPENSES	(146,676.03)	
TOTAL EQUITY & REV. OVER/(UNDER) EXP.		<u>740,117.38</u>	
TOTAL LIABILITIES, EQUITY & REV.OVER/(UNDER) EXP.			792,555.69
			=====

CITY OF OSCEOLA
REVENUE & EXPENSE REPORT (UNAUDITED)
AS OF: NOVEMBER 30TH, 2024

04 -SANITATION FUND
FINANCIAL SUMMARY

91.67% OF FISCAL YEAR

	CURRENT BUDGET	CURRENT PERIOD	YEAR TO DATE ACTUAL	% OF BUDGET	BUDGET BALANCE
<u>REVENUE SUMMARY</u>					
SANITATION	850,050.00	74,409.56	820,214.46	96.49	29,835.54
PEST CONTROL FUND	<u>108,000.00</u>	<u>9,933.00</u>	<u>109,477.94</u>	<u>101.37</u>	<u>(1,477.94)</u>
TOTAL REVENUES	<u>958,050.00</u>	<u>84,342.56</u>	<u>929,692.40</u>	<u>97.04</u>	<u>28,357.60</u>
<u>EXPENDITURE SUMMARY</u>					
SANITATION	986,000.00	138,085.10	997,032.68	101.12	(11,032.68)
COMPOSTING DEPT	1,500.00	0.00	581.25	38.75	918.75
PEST CONTROL FUND	<u>115,500.00</u>	<u>7,875.45</u>	<u>78,754.50</u>	<u>68.19</u>	<u>36,745.50</u>
TOTAL EXPENDITURES	<u>1,103,000.00</u>	<u>145,960.55</u>	<u>1,076,368.43</u>	<u>97.59</u>	<u>26,631.57</u>
REVENUES OVER/(UNDER) EXPENDITURES	(144,950.00)	(61,617.99)	(146,676.03)		1,726.03

CITY OF OSCEOLA
REVENUE & EXPENSE REPORT (UNAUDITED)
AS OF: NOVEMBER 30TH, 2024

04 -SANITATION FUND

91.67% OF FISCAL YEAR

REVENUES	CURRENT BUDGET	CURRENT PERIOD	YEAR TO DATE ACTUAL	% OF BUDGET	BUDGET BALANCE
<hr/>					
SANITATION					
04-4-07-300 SALES	850,000.00	74,403.88	820,113.75	96.48	29,886.25
04-4-07-390 INTEREST INCOME	50.00	5.68	51.21	102.42 (1.21)
04-4-07-395 MISCELLANEOUS	0.00	0.00	49.50	0.00 (49.50)
TOTAL SANITATION	850,050.00	74,409.56	820,214.46	96.49	29,835.54
<hr/>					
COMPOSTING DEPT					
<hr/>					
PEST CONTROL FUND					
04-4-20-300 SALES	108,000.00	9,933.00	109,477.94	101.37 (1,477.94)
TOTAL PEST CONTROL FUND	108,000.00	9,933.00	109,477.94	101.37 (1,477.94)
<hr/>					
TOTAL REVENUES	958,050.00	84,342.56	929,692.40	97.04	28,357.60
	=====	=====	=====	=====	=====

CITY OF OSCEOLA
REVENUE & EXPENSE REPORT (UNAUDITED)
AS OF: NOVEMBER 30TH, 2024

04 -SANITATION FUND

91.67% OF FISCAL YEAR

DEPARTMENTAL EXPENDITURES	CURRENT BUDGET	CURRENT PERIOD	YEAR TO DATE ACTUAL	% OF BUDGET	BUDGET BALANCE
<hr/>					
<u>SANITATION</u>					
04-5-07-451 WAGES-GARBAGE COLLECTIONS	300,000.00	32,844.25	324,003.01	108.00 (24,003.01)
04-5-07-455 TEMP SERVICE WAGES	45,000.00	16,997.50	132,682.30	294.85 (87,682.30)
04-5-07-502 PAYROLL TAX	24,000.00	2,454.07	24,088.03	100.37 (88.03)
04-5-07-503 GROUP INSURANCE	35,000.00	2,298.39	25,850.94	73.86	9,149.06
04-5-07-504 PENSION EXPENSE	10,500.00	919.56	10,980.78	104.58 (480.78)
04-5-07-510 TRAVEL & TRAINING EXPENSE	750.00	0.00	886.05	118.14 (136.05)
04-5-07-515 SAFETY SUPPLIES	5,000.00	0.00	116.91	2.34	4,883.09
04-5-07-580 UNIFORM EXPENSE	5,000.00	1,588.20	14,258.60	285.17 (9,258.60)
04-5-07-601 MATERIALS AND SUPPLIES	31,000.00	329.68	15,466.31	49.89	15,533.69
04-5-07-610 TELEPHONE	4,500.00	0.00	978.37	21.74	3,521.63
04-5-07-619 BUILDING EXPENSE	4,000.00	57.52	4,610.35	115.26 (610.35)
04-5-07-620 UTILITIES	2,500.00	150.23	1,794.43	71.78	705.57
04-5-07-630 INSURANCE	22,500.00	12,936.52	17,275.36	76.78	5,224.64
04-5-07-642 GARBAGE BAGS	20,000.00	18,144.32	45,262.96	226.31 (25,262.96)
04-5-07-647 LICENSES	1,000.00	49.59	353.87	35.39	646.13
04-5-07-648 IMMUNIZATIONS & PHYSICALS	250.00	173.00	651.00	260.40 (401.00)
04-5-07-650 REPAIRS & MAINTENANCE - VEH &	20,000.00	214.70	18,497.62	92.49	1,502.38
04-5-07-651 OPERATING EXPENSES - VEHICLES	45,000.00	14,470.58	74,272.31	165.05 (29,272.31)
04-5-07-764 DEPRECIATION EXPENSE	225,000.00	16,667.00	183,337.00	81.48	41,663.00
04-5-07-840 DUMPING-DISPOSAL	175,000.00	16,823.52	88,180.41	50.39	86,819.59
04-5-07-886 INTEREST EXPENSE	10,000.00	966.47	13,486.07	134.86 (3,486.07)
TOTAL SANITATION	986,000.00	138,085.10	997,032.68	101.12 (11,032.68)
<hr/>					
<u>COMPOSTING DEPT</u>					
04-5-10-601 MATERIALS AND SUPPLIES	250.00	0.00	0.00	0.00	250.00
04-5-10-650 REPAIRS & MAINTENANCE - VEH &	1,000.00	0.00	581.25	58.13	418.75
04-5-10-651 OPERATING EXPENSES - VEHICLES	250.00	0.00	0.00	0.00	250.00
TOTAL COMPOSTING DEPT	1,500.00	0.00	581.25	38.75	918.75
<hr/>					
<u>PEST CONTROL FUND</u>					
04-5-20-601 MATERIALS AND SUPPLIES	500.00	0.00	0.00	0.00	500.00
04-5-20-602 CHEMICALS AND SUPPLIES	115,000.00	7,875.45	78,754.50	68.48	36,245.50
TOTAL PEST CONTROL FUND	115,500.00	7,875.45	78,754.50	68.19	36,745.50
<hr/>					
TOTAL EXPENDITURES	1,103,000.00	145,960.55	1,076,368.43	97.59	26,631.57
<hr/>					
REVENUES OVER/(UNDER) EXPENDITURES	(144,950.00)	(61,617.99)	(146,676.03)		1,726.03

November 2024	Year to Date			Annual	Elapsed
	Budget	Actual	Var (+) (-)	Budget	92%
Revenue:					
01 - Osceola Light & Power	15,762,863	17,090,486	1,327,624	17,195,850	99%
02 - City General Fund	6,285,015	8,805,211	2,520,196	6,856,380	128%
03 - Street Fund	550,037	542,729	(7,307)	600,040	90%
04 - Sanitation Fund	855,296	929,692	74,397	933,050	100%
Total Funds	23,453,210	27,368,119	3,914,909	25,585,320	107%
Operating Expense:					
01 - Osceola Light & Power	13,996,386	14,708,758	(712,371)	15,268,785	96%
02 - City General Fund	7,249,855	8,043,210	(793,355)	7,908,933	102%
03 - Street Fund	1,057,329	1,032,325	25,004	1,153,450	89%
04 - Sanitation Fund	1,032,350	1,076,368	(44,018)	1,126,200	96%
Total Funds	23,335,921	24,860,660	(1,524,740)	25,457,368	98%
Impact to Surplus:					
01 - Osceola Light & Power	1,766,476	2,381,729	615,252	1,927,065	124%
02 - City General Fund	(964,840)	762,000	1,726,841	(1,052,553)	-72%
03 - Street Fund	(507,293)	(489,595)	17,697	(553,410)	88%
04 - Sanitation Fund	(177,054)	(146,676)	30,379	(193,150)	76%
Total Funds	117,289	2,507,458	2,390,169	127,952	

FUND: OSCEOLA LIGHT & POWE

DEPARTMENT	VENDOR NAME	GL ACCOUNT	ACCOUNT DESCRIPTION	DESCRIPTION	AMOUNT
NON-DEPARTMENTAL	ACSC	214	GARNISHMENTS PAYABLE		300.00
		214	GARNISHMENTS PAYABLE		300.00
	HENARD UTILITY PRODUCTS	186	NEW SEWER SYSTEMS	WATER	1,923.83
		186	NEW SEWER SYSTEMS	WATER	2,783.34
		186	NEW SEWER SYSTEMS	WATER	338.78
	TENCARVA MACHINERY COMPANY	186	NEW SEWER SYSTEMS	WATER	32,998.80
	DEPT OF FINANCE	204	ARKANSAS W/H PAYABLE	STATE W/H	699.06
		204	ARKANSAS W/H PAYABLE	STATE W/H	1,961.01
		204	ARKANSAS W/H PAYABLE	STATE W/H	2,023.98
	OMLP PAYROLL	116	CADENCE-OMLP PAYROLL	OMLP PY CMAS CADENCE 11/1	25,257.32
		116	CADENCE-OMLP PAYROLL	OMLP PY CADENCE 11/14/24	5,330.30
		116	CADENCE-OMLP PAYROLL	OMLP PY REG DD 11/14/24	42,569.18
		116	CADENCE-OMLP PAYROLL	OMLP PY CADENCE 11/27/24	6,093.15
		116	CADENCE-OMLP PAYROLL	OMLP PY REGDD 11/27/24	42,508.89
	MARK T. MCCARTY TRUSTEE	214	GARNISHMENTS PAYABLE		454.62
		214	GARNISHMENTS PAYABLE		454.62
	MISCELLANEOUS V MARTINEZ, MA	216	REFUNDS PAYABLE	04-17300-08	36.70
		JACKSON, SHU 216	REFUNDS PAYABLE	04-18700-05	60.73
		ADAMS, SHERR 216	REFUNDS PAYABLE	18-19500-05	55.33
		MCKNIGHT, BA 216	REFUNDS PAYABLE	24-24500-17	8.38
		GENXC GROUP 216	REFUNDS PAYABLE	01-04700-02	81.06
		MOSLEY, ROBE 216	REFUNDS PAYABLE	02-16800-10	78.39
		PILGRIM REST 216	REFUNDS PAYABLE	20-05000-00	27.80
		MCCARTY BROT 216	REFUNDS PAYABLE	20-09000-00	68.36
		WAGNER CONST 216	REFUNDS PAYABLE	15-32000-00	92.88
		TURNER, DELI 216	REFUNDS PAYABLE	22-04600-16	66.97
		FRANKLIN, TR 216	REFUNDS PAYABLE	24-26100-13	123.77
		OLYMPUS CONS 216	REFUNDS PAYABLE	11-42000-00	57.34
		CARTER, ANNA 216	REFUNDS PAYABLE	17-11900-03	67.43
		DARDEN, WILL 216	REFUNDS PAYABLE	18-17000-04	27.96
		SPARROW LAW 216	REFUNDS PAYABLE	01-16700-04	120.24
		DAN FREEMAN 216	REFUNDS PAYABLE	11-38210-00	327.02
		ALVARADO, KE 216	REFUNDS PAYABLE	17-19400-09	8.09
		HUGGINS, CYN 216	REFUNDS PAYABLE	17-23900-08	90.53
	TECHLINE LTD	181	ELECTRIC POWER PLANT	ELEC IN 7069562-00	6,985.81
		181	ELECTRIC POWER PLANT	ELEC INV 1361510-00	3,876.92
		181	ELECTRIC POWER PLANT	ELEC INV 7069649-00	1,082.26
		181	ELECTRIC POWER PLANT	ELEC INV 7068288-02	1,810.54
		181	ELECTRIC POWER PLANT	ELEC INV 7069570-00	266.40
		181	ELECTRIC POWER PLANT	ELEC INV 7069690-00	3,596.40
		181	ELECTRIC POWER PLANT	ELEC INV 2542513-00	1,554.17
	MJMEUC	210	PURCHASE POWER PAYAB	MJMEUC	744,989.60
	ENTERGY ARKANSAS INC.	210	PURCHASE POWER PAYAB	ELEC	7,905.68
	MCCLELLAND CONSULTING ENGINE	183	WATER PLANT	WATER	4,701.26
		183	WATER PLANT	WATER	3,195.00
	EFTPS	202	FEDERAL W/H PAYABLE	FEDERAL W/H	1,970.20
		202	FEDERAL W/H PAYABLE	FEDERAL W/H	6,380.67
		202	FEDERAL W/H PAYABLE	FEDERAL W/H	6,567.47
		203	SOC SECURITY W/H PAY	FICA W/H	1,874.87
		203	SOC SECURITY W/H PAY	FICA W/H	4,036.67
		203	SOC SECURITY W/H PAY	FICA W/H	4,101.77
		203	SOC SECURITY W/H PAY	MEDICARE W/H	438.47
		203	SOC SECURITY W/H PAY	MEDICARE W/H	944.07
		203	SOC SECURITY W/H PAY	MEDICARE W/H	959.30
		203	SOC SECURITY W/H PAY	MEDICARE W/H	

FUND: OSCEOLA LIGHT & POWE

DEPARTMENT	VENDOR NAME	GL ACCOUNT	ACCOUNT DESCRIPTION	DESCRIPTION	AMOUNT
	BORDER STATES ELECTRIC SUPPL	181	ELECTRIC POWER PLANT	ELEC	112,612.61
	MISSISSIPPI COUNTY ELECTRIC	210	PURCHASE POWER PAYAB	ELEC	698,006.47
	CORE & MAIN	183	WATER PLANT	INV V457582	2,081.26
		183	WATER PLANT	INV V713996	2,447.15
		183	WATER PLANT	INV V738466	241.98
		183	WATER PLANT	INV V756302	224.22
		183	WATER PLANT	INV V660272	315.24
		183	WATER PLANT	INV V756307	224.22
		183	WATER PLANT	INV V809647	467.32
		183	WATER PLANT	INV V809654	64.38
		183	WATER PLANT	INV V830847	1,335.78
	AV WATER TECHNOLOGIES, LLC	183	WATER PLANT	WATER	19,125.30
		183	WATER PLANT	WATER	290.65
	SUNBELT SOLOMON CORPORTATION	181	ELECTRIC POWER PLANT	ELEC	39,627.00
				TOTAL:	1,851,696.97
ELECTRIC DEPT	CAPITAL ONE	5-12-601	MATERIALS AND SUPPLI	ELEC	248.13
	ALTEC IND INC	5-12-650	REPAIRS & MAINTENANC	ELEC	787.16
	KENNEMORE HOME	5-12-601	MATERIALS AND SUPPLI	ELEC INV 158292	17.25
		5-12-601	MATERIALS AND SUPPLI	ELEC INV 158346	38.27
		5-12-601	MATERIALS AND SUPPLI	ELEC INV 158416	4.21
		5-12-601	MATERIALS AND SUPPLI	ELEC INV 158558	28.85
		5-12-601	MATERIALS AND SUPPLI	ELEC INV 158699	9.98
		5-12-601	MATERIALS AND SUPPLI	ELEC INV 158704	37.72
	LOWE'S BUSINESS ACCOUNT	5-12-601	MATERIALS AND SUPPLI	INVOICE# 78595	146.30
		5-12-601	MATERIALS AND SUPPLI	INVOICE# 76236	220.36
	NEXAIR LLC	5-12-601	MATERIALS AND SUPPLI	ELEC	47.49
	SMITH TIRE & AUTO INC	5-12-650	REPAIRS & MAINTENANC	ELEC	478.20
	AMERICAN HERITAGE LIFE	5-12-503	GROUP INSURANCE	ELECTRIC	270.68
		5-12-503	GROUP INSURANCE	ELECTRIC	30.12
	MUNICIPAL LEAGUE WORKERS COM	5-12-630	INSURANCE	ELECTRIC POWER LINE	5,505.00
		5-12-630	INSURANCE	ELECTRIC LIGHT CO.	3,605.00
	CITIZENS FIDELITY INS	5-12-503	GROUP INSURANCE	OMLP	42.73
	RITTER COMMUNICATIONS	5-12-619	BUILDING EXPENSE	ELEC	205.98
	O'REILLY AUTO STORES INC	5-12-650	REPAIRS & MAINTENANC	ELEC INV 1183385895	202.33
		5-12-650	REPAIRS & MAINTENANC	ELEC INV 1183387041	60.37
		5-12-650	REPAIRS & MAINTENANC	ELEC INV 1183387867	7.75
		5-12-650	REPAIRS & MAINTENANC	ELEC STMT CUST 1183388787	16.96
		5-12-601	MATERIALS AND SUPPLI	INVOICE# 1183386301	332.99
		5-12-601	MATERIALS AND SUPPLI	INVOICE# 1183387022	35.48
	DELTA DENTAL	5-12-503	GROUP INSURANCE	ELECTRIC	475.68
	ALLEN & HOSHALL	5-12-860	CONSULTING SERVICES	ELEC	8,105.41
		5-12-860	CONSULTING SERVICES	ELEC	4,571.49
	VERIZON WIRELESS	5-12-610	TELEPHONE	ELECTRIC	915.76
	DELTA VISION	5-12-503	GROUP INSURANCE	ELECTRIC	84.50
	EFTPS	5-12-502	PAYROLL TAX	FICA W/H	672.24
		5-12-502	PAYROLL TAX	FICA W/H	1,536.83
		5-12-502	PAYROLL TAX	FICA W/H	1,574.10
		5-12-502	PAYROLL TAX	MEDICARE W/H	157.21
		5-12-502	PAYROLL TAX	MEDICARE W/H	359.43
		5-12-502	PAYROLL TAX	MEDICARE W/H	368.14
	TRI STATE INDUSTRIAL SUPPLY	5-12-650	REPAIRS & MAINTENANC	ELECTRIC	9.79
	WEX FLEET UNIVERSAL	5-12-651	OPERATING EXPENSES -	ELEC	2,346.46
	BLACK HILLS ENERGY	5-12-620	UTILITIES	ELEC	49.90

FUND: OSCEOLA LIGHT & POWE

DEPARTMENT	VENDOR NAME	GL ACCOUNT	ACCOUNT DESCRIPTION	DESCRIPTION	AMOUNT
		5-12-620	UTILITIES	ELEC	33.75
	MUNICIPAL HEALTH BENEFIT FUN	5-12-503	GROUP INSURANCE	ELECTRIC	5,385.00
	CINTAS UNIFORM CORP 206	5-12-619	BUILDING EXPENSE	ELECTRIC	450.96
	PARMAN ENERGY GROUP	5-12-651	OPERATING EXPENSES -	ELECTRIC	392.72
		5-12-651	OPERATING EXPENSES -	ELECTRIC	522.37
		5-12-651	OPERATING EXPENSES -	ELECTRIC	291.55
		5-12-651	OPERATING EXPENSES -	ELECTRIC	311.82
		5-12-651	OPERATING EXPENSES -	ELECTRIC	304.75
		5-12-651	OPERATING EXPENSES -	ELECTRIC	477.09
		5-12-651	OPERATING EXPENSES -	ELECTRIC	172.71
		5-12-651	OPERATING EXPENSES -	ELECTRIC	123.04
		5-12-651	OPERATING EXPENSES -	ELECTRIC	523.09
		5-12-651	OPERATING EXPENSES -	ELECTRIC	183.57
		5-12-651	OPERATING EXPENSES -	ELECTRIC	145.47
		5-12-651	OPERATING EXPENSES -	ELECTRIC	423.32
		5-12-651	OPERATING EXPENSES -	ELECTRIC	189.35
	MISS CO HOSPITAL SYSTEM	5-12-648	IMMUNIZATIONS & PHYS	ELECTRIC	222.00
	CINTAS (MEDICAL)	5-12-515	SAFETY SUPPLIES	ELEC	20.55
	ALTEC CAPITAL SERVICES	5-12-686	EQUIPMENT RENTAL	ELEC	6,112.71
	MEDICAL AIR SERVICES ASSOCIA	5-12-503	GROUP INSURANCE	ELECTRIC	70.00
			TOTAL:		49,962.07
WATER DEPT	CAPITAL ONE	5-13-601	MATERIALS AND SUPPLI	WATER	251.40
	QUILL CORP	5-13-601	MATERIALS AND SUPPLI	INVOICE# 41449323	35.99
	MID SOUTH SALES	5-13-602	CHEMICALS AND SUPPLI	WATER	87.74
	FOUNTAIN PLUMBING	5-13-601	MATERIALS AND SUPPLI	WATER	90.08
	KENNEMORE HOME	5-13-601	MATERIALS AND SUPPLI	WATER INV 158303	13.30
		5-13-601	MATERIALS AND SUPPLI	WATER INV 158397	23.30
		5-13-601	MATERIALS AND SUPPLI	WATER INV 158440	119.75
		5-13-601	MATERIALS AND SUPPLI	WATER INV 158550	5.31
		5-13-601	MATERIALS AND SUPPLI	WATER INV 158698	54.36
	LEGAL SHIELD	5-13-503	GROUP INSURANCE	WATER	16.95
	GRAINGER INC	5-13-601	MATERIALS AND SUPPLI	WATER	657.10
	AMERICAN HERITAGE LIFE	5-13-503	GROUP INSURANCE	WATER	32.32
	MUNICIPAL LEAGUE WORKERS COM	5-13-630	INSURANCE	WATERWORKS	5,695.00
	O'REILLY AUTO STORES INC	5-13-650	REPAIRS & MAINTENANC	WATER INV 1183385900	29.94
		5-13-650	REPAIRS & MAINTENANC	WATER INV 1183386144	39.92
		5-13-650	REPAIRS & MAINTENANC	WATER INV 1183387742	19.96
		5-13-650	REPAIRS & MAINTENANC	WATER INV 118338298	29.94
	DELTA DENTAL	5-13-503	GROUP INSURANCE	WATER	88.56
	UTILITY SERVICE CO INC	5-13-683	PUMP AND TANK REPAIR	WATER	12,794.94
		5-13-683	PUMP AND TANK REPAIR	WATER	1,080.44
	VERIZON WIRELESS	5-13-610	TELEPHONE	WATER	194.29
	DELTA VISION	5-13-503	GROUP INSURANCE	WATER	14.74
	EFTPS	5-13-502	PAYROLL TAX	FICA W/H	342.67
		5-13-502	PAYROLL TAX	FICA W/H	792.66
		5-13-502	PAYROLL TAX	FICA W/H	728.32
		5-13-502	PAYROLL TAX	MEDICARE W/H	80.14
		5-13-502	PAYROLL TAX	MEDICARE W/H	185.38
		5-13-502	PAYROLL TAX	MEDICARE W/H	170.33
	TRI STATE INDUSTRIAL SUPPLY	5-13-601	MATERIALS AND SUPPLI	WATER	7.31
	BLACK HILLS ENERGY	5-13-620	UTILITIES	WATER	74.16
	MUNICIPAL HEALTH BENEFIT FUN	5-13-503	GROUP INSURANCE	WATER	3,607.50
	OST, LLC.	5-13-648	IMMUNIZATIONS & PHYS	W/W	32.00

FUND: OSCEOLA LIGHT & POWE

DEPARTMENT	VENDOR NAME	GL ACCOUNT	ACCOUNT DESCRIPTION	DESCRIPTION	AMOUNT
	CORE & MAIN	5-13-601	MATERIALS AND SUPPLI	INV V886298	485.08
		5-13-601	MATERIALS AND SUPPLI	INV W012297	1,731.60
		5-13-601	MATERIALS AND SUPPLI	INV W0157477	412.92
	CINTAS UNIFORM CORP 206	5-13-619	BUILDING EXPENSE	MATS	331.54
		5-13-580	UNIFORM EXPENSE	UNIFORMS	1,435.30
		5-13-601	MATERIALS AND SUPPLI	CLOTHING	553.28
	BRENNTAG MID-SOUTH, INC.	5-13-602	CHEMICALS AND SUPPLI	WATER	6,441.63
	BOB'S AUTO CENTER, LLC	5-13-650	REPAIRS & MAINTENANC	WATER	27.75
	EF FBO TEMPS PLUS, INC.	5-13-455	TEMP SERVICE WAGES	WATER	840.00
		5-13-455	TEMP SERVICE WAGES	WATER	672.00
		5-13-455	TEMP SERVICE WAGES	WATER	672.00
		5-13-455	TEMP SERVICE WAGES	WATER	819.00
		5-13-455	TEMP SERVICE WAGES	CORRECTED INVOICE	44.80
		5-13-455	TEMP SERVICE WAGES	WATER	840.00
		5-13-455	TEMP SERVICE WAGES	WATER	98.80
		5-13-455	TEMP SERVICE WAGES	WATER	672.00
		5-13-455	TEMP SERVICE WAGES	WATER	360.00
		5-13-455	TEMP SERVICE WAGES	WATER	840.00
		5-13-455	TEMP SERVICE WAGES	WATER	840.00
		5-13-455	TEMP SERVICE WAGES	WATER	756.00
		5-13-455	TEMP SERVICE WAGES	WATER	840.00
	CINTAS (MEDICAL)	5-13-515	SAFETY SUPPLIES	WATER	66.38
		5-13-515	SAFETY SUPPLIES	WATER	75.15
	MEDICAL AIR SERVICES ASSOCIA	5-13-503	GROUP INSURANCE	WATER	84.00
	PAKSCADA	5-13-602	CHEMICALS AND SUPPLI	WATER	347.60
		5-13-602	CHEMICALS AND SUPPLI	WATER	347.60
				TOTAL:	48,030.23
SEWER DEPT	MISS CO COURTHOUSE	5-14-601	MATERIALS AND SUPPLI	WATER DEPT	798.30
	BUGMOBILE OF AR INC	5-14-601	MATERIALS AND SUPPLI	SEWER	83.60
	MID SOUTH SALES	5-14-650	REPAIRS & MAINTENANC	WATER	1,448.47
	KENNEMORE HOME	5-14-601	MATERIALS AND SUPPLI	WATER INV 158393	19.28
		5-14-515	SAFETY SUPPLIES	WATER INV 158472	1,926.42
	LEGAL SHIELD	5-14-503	GROUP INSURANCE	SEWER	69.80
	AMERICAN HERITAGE LIFE	5-14-503	GROUP INSURANCE	SEWER	29.84
		5-14-503	GROUP INSURANCE	SEWER	303.72
	MUNICIPAL LEAGUE WORKERS COM	5-14-630	INSURANCE	SEWAGE DISPOSAL	4,402.00
	O'REILLY AUTO STORES INC	5-14-650	REPAIRS & MAINTENANC	WATER INV 118338607	17.42
	DELTA DENTAL	5-14-503	GROUP INSURANCE	SEWER	334.12
	DELTA VISION	5-14-503	GROUP INSURANCE	SEWER	59.92
	EFTPS	5-14-502	PAYROLL TAX	FICA W/H	358.39
		5-14-502	PAYROLL TAX	FICA W/H	770.80
		5-14-502	PAYROLL TAX	FICA W/H	841.29
		5-14-502	PAYROLL TAX	MEDICARE W/H	83.82
		5-14-502	PAYROLL TAX	MEDICARE W/H	180.27
		5-14-502	PAYROLL TAX	MEDICARE W/H	196.75
	MISSISSIPPI COUNTY ELECTRIC	5-14-620	UTILITIES	SEWER	112.54
	WAYPOINT ANALYTICAL	5-14-601	MATERIALS AND SUPPLI	SEWER	603.75
	BLACK HILLS ENERGY	5-14-620	UTILITIES	SEWER	33.75
		5-14-620	UTILITIES	SEWER	33.75
	MUNICIPAL HEALTH BENEFIT FUN	5-14-503	GROUP INSURANCE	SEWER	1,995.00
	PARMAN ENERGY GROUP	5-14-651	OPERATING EXPENSES -	WATER	364.43
		5-14-651	OPERATING EXPENSES -	WATER	389.77
		5-14-651	OPERATING EXPENSES -	WATER	596.36

FUND: OSCEOLA LIGHT & POWE

DEPARTMENT	VENDOR NAME	GL ACCOUNT	ACCOUNT DESCRIPTION	DESCRIPTION	AMOUNT
		5-14-651	OPERATING EXPENSES -	WATER	215.89
		5-14-651	OPERATING EXPENSES -	WATER	529.15
		5-14-651	OPERATING EXPENSES -	WATER	236.69
	MISS CO HOSPITAL SYSTEM	5-14-648	IMMUNIZATIONS & PHYS	W/W	141.00
	MEDICAL AIR SERVICES ASSOCIA	5-14-503	GROUP INSURANCE	SEWER	84.00
			TOTAL:		17,260.29
ADMINISTRATION	BUGMOBILE OF AR INC	5-15-619	BUILDING EXPENSE	CITY HALL	52.80
	QUILL CORP	5-15-601	MATERIALS AND SUPPLI	OMLP	272.95
		5-15-601	MATERIALS AND SUPPLI	OMLP	193.39
		5-15-601	MATERIALS AND SUPPLI	OMLP	29.67
	UNITED PARCEL SERVICE	5-15-606	POSTAGE	OMLP	131.60
	ARKANSAS MUNICIPAL POWER ASS	5-15-860	CONSULTING SERVICES	ELEC	1,078.54
	THOMAS SPEIGHT & NOBLE	5-15-860	CONSULTING SERVICES	ADMIN	15,890.00
	LEGAL SHIELD	5-15-503	GROUP INSURANCE	ADMIN-OMLP	33.90
	U.S. POSTAL SERVICE	5-15-606	POSTAGE	OMLP	1,500.00
	AMERICAN HERITAGE LIFE	5-15-503	GROUP INSURANCE	ADMIN-OMLP	19.92
		5-15-503	GROUP INSURANCE	ADMIN-OMLP	47.64
	CITIZENS FIDELITY INS	5-15-503	GROUP INSURANCE	ADMIN	9.62
	DELTA DENTAL	5-15-503	GROUP INSURANCE	ADMIN-OMLP	285.25
	NORTH AMERICAN ELECTRIC RC	5-15-860	CONSULTING SERVICES	ELEC	1,565.15
	QUADIENT FINANCE USA, INC	5-15-606	POSTAGE	OMLP	332.37
	ARKANSAS ONE-CALL SYSTEM INC	5-15-610	TELEPHONE	ELEC	124.30
	SECURE ON SITE	5-15-601	MATERIALS AND SUPPLI	CITY ADMIN	75.00
	VERIZON WIRELESS	5-15-610	TELEPHONE	CITY	177.52
	DELTA VISION	5-15-503	GROUP INSURANCE	ADMIN - OMLP	59.44
	EFTPS	5-15-502	PAYROLL TAX	FICA W/H	501.57
		5-15-502	PAYROLL TAX	FICA W/H	936.38
		5-15-502	PAYROLL TAX	FICA W/H	958.06
		5-15-502	PAYROLL TAX	MEDICARE W/H	117.30
		5-15-502	PAYROLL TAX	MEDICARE W/H	218.99
		5-15-502	PAYROLL TAX	MEDICARE W/H	224.08
	CONCORD PUBLISHING HOUSE	5-15-607	PUBLISHING ORDINANCE	AD 5368196	126.00
		5-15-606	POSTAGE	CITY ADMIN	1,491.75
	MUNICIPAL HEALTH BENEFIT FUN	5-15-503	GROUP INSURANCE	ADMIN-OMLP	2,760.00
	CINTAS UNIFORM CORP 206	5-15-619	BUILDING EXPENSE	OMLP	1,145.76
	MUSEUM COFFEE SHOP	5-15-550	EMPLOYEE RELATIONS	2 BANANA PUDDINGS FOR EMP	50.00
	AT&T	5-15-610	TELEPHONE	CITY HALL	1,982.28
	CARTER LAW FIRM, LLC	5-15-860	CONSULTING SERVICES	CITY ADMIN	137.50
	VISUAL EDGE IT, INC.	5-15-619	BUILDING EXPENSE	CITY ADMIN	210.60
	SOUTHWEST EAP	5-15-550	EMPLOYEE RELATIONS	ADMIN- INVOICE# 01 02-7492	1,266.68
	JOHN 3:16 MINISTRIES INC.	5-15-550	EMPLOYEE RELATIONS	FISH PLATES	1,813.50
		5-15-550	EMPLOYEE RELATIONS	OSCEOLA TAX	199.49
	CINTAS (MEDICAL)	5-15-515	SAFETY SUPPLIES	CITY HALL	13.89
	MEDICAL AIR SERVICES ASSOCIA	5-15-503	GROUP INSURANCE	ADMIN-OMLP	98.00
			TOTAL:		36,130.89

FUND: CITY GENERAL FUND

DEPARTMENT	VENDOR NAME	GL ACCOUNT	ACCOUNT DESCRIPTION	DESCRIPTION	AMOUNT
NON-DEPARTMENTAL	ACSC	214	GARNISHMENTS	PAYABLE	100.00
		214	GARNISHMENTS	PAYABLE	100.00
		214	GARNISHMENTS	PAYABLE	144.46
		214	GARNISHMENTS	PAYABLE	144.46
		214	GARNISHMENTS	PAYABLE	210.00
		214	GARNISHMENTS	PAYABLE	210.00
		214	GARNISHMENTS	PAYABLE	232.00
		214	GARNISHMENTS	PAYABLE	232.00
		214	GARNISHMENTS	PAYABLE	210.00
		214	GARNISHMENTS	PAYABLE	210.00
		214	GARNISHMENTS	PAYABLE	120.00
		214	GARNISHMENTS	PAYABLE	120.00
		214	GARNISHMENTS	PAYABLE	53.08
		214	GARNISHMENTS	PAYABLE	53.08
		214	GARNISHMENTS	PAYABLE	145.11
		214	GARNISHMENTS	PAYABLE	145.11
		214	GARNISHMENTS	PAYABLE	168.00
		214	GARNISHMENTS	PAYABLE	168.00
		214	GARNISHMENTS	PAYABLE	150.00
		214	GARNISHMENTS	PAYABLE	150.00
		214	GARNISHMENTS	PAYABLE	222.00
		214	GARNISHMENTS	PAYABLE	222.00
		214	GARNISHMENTS	PAYABLE	100.00
		214	GARNISHMENTS	PAYABLE	100.00
		214	GARNISHMENTS	PAYABLE	232.80
		214	GARNISHMENTS	PAYABLE	232.80
		214	GARNISHMENTS	PAYABLE	137.35
		214	GARNISHMENTS	PAYABLE	137.35
		214	GARNISHMENTS	PAYABLE	144.00
		214	GARNISHMENTS	PAYABLE	144.00
		214	GARNISHMENTS	PAYABLE	392.68
		214	GARNISHMENTS	PAYABLE	392.68
	OSCEOLA FIRE DEPT	222	FIREMEN'S FUND	FIREMAN FUND	309.29
		222	FIREMEN'S FUND	FIREMAN FUND	171.27
	OMLP	115	CADENCE-CITY	GENERAL OMLP	200,000.00
	DEPT OF FINANCE	204	ARKANSAS W/H	PAYABLE STATE W/H	1,688.58
		204	ARKANSAS W/H	PAYABLE STATE W/H	4,800.12
		204	ARKANSAS W/H	PAYABLE STATE W/H	225.96
		204	ARKANSAS W/H	PAYABLE STATE W/H	4,821.91
	CITY PAYROLL	116	BANCORP-CITY	GEN PAY CITY PY CMAS CADENCE 11/19	67,675.29
		116	BANCORP-CITY	GEN PAY CITY PY CADENCE 11/14/24	12,805.86
		116	BANCORP-CITY	GEN PAY CITY PY REG DD 11/14/24	116,770.72
		116	BANCORP-CITY	GEN PAY ELECTED OF PY CADENCE 11/2	1,125.79
		116	BANCORP-CITY	GEN PAY ELECTED OF PY REGDD 11/25/	7,657.06
		115	CADENCE-CITY	GENERAL CITY RETIREE PY REGDD 11/2	2,027.82
		116	BANCORP-CITY	GEN PAY CITY PY CADENCE 11/27/24	14,508.82
		116	BANCORP-CITY	GEN PAY CITY PY REGDD 11/27/24	114,613.95
	EFTPS	202	FEDERAL W/H	PAYABLE FEDERAL W/H	4,604.92
		202	FEDERAL W/H	PAYABLE FEDERAL W/H	13,870.60
		202	FEDERAL W/H	PAYABLE FEDERAL W/H	1,234.30
		202	FEDERAL W/H	PAYABLE FEDERAL W/H	14,002.25
		203	SOC SECURITY W/H	PAY FICA W/H	3,840.71
		203	SOC SECURITY W/H	PAY FICA W/H	8,006.58
		203	SOC SECURITY W/H	PAY FICA W/H	691.11

FUND: CITY GENERAL FUND

DEPARTMENT	VENDOR NAME	GL ACCOUNT	ACCOUNT DESCRIPTION	DESCRIPTION	AMOUNT
		203	SOC SECURITY W/H PAY	FICA W/H	8,125.27
		203	SOC SECURITY W/H PAY	MEDICARE W/H	1,144.85
		203	SOC SECURITY W/H PAY	MEDICARE W/H	2,467.46
		203	SOC SECURITY W/H PAY	MEDICARE W/H	161.63
		203	SOC SECURITY W/H PAY	MEDICARE W/H	2,461.30
				TOTAL:	615,336.38
ADMINISTRATION	QUILL CORP	5-01-601	MATERIALS AND SUPPLI	CITY HALL- INVOICE# 388880	39.05
		5-01-601	MATERIALS AND SUPPLI	CITY- ACCT# 3320309	198.27
		5-01-601	MATERIALS AND SUPPLI	CITY	18.59
		5-01-601	MATERIALS AND SUPPLI	CITY	83.97
		5-01-601	MATERIALS AND SUPPLI	CITY	59.22
		5-01-601	MATERIALS AND SUPPLI	CITY- ACCT# 3320309	158.72
		5-01-601	MATERIALS AND SUPPLI	CITY- ACCT# 3320309	483.97
		5-01-601	MATERIALS AND SUPPLI	CITY - ACCT# 3320309	62.15
		5-01-601	MATERIALS AND SUPPLI	INVOICE# 41449323	103.47
	FOUNTAIN PLUMBING	5-01-619	BUILDING EXPENSE	CITY HALL INV 24101003	130.55
		5-01-619	BUILDING EXPENSE	CITY HALL INV 24101701	621.46
	AMERICAN HERITAGE LIFE	5-01-503	GROUP INSURANCE	RETIREE- CITY	204.40
		5-01-503	GROUP INSURANCE	FIRE PEN	75.68
		5-01-503	GROUP INSURANCE	RETIREE-CITY	44.16
	MUNICIPAL LEAGUE WORKERS COM	5-01-630	INSURANCE	CLERICAL	810.00
		5-01-601	MATERIALS AND SUPPLI	EARLY PAY DISCOUNT	23,586.08-
	RITTER COMMUNICATIONS	5-01-753	COSTON BLDG EXP	COSTON	235.98
	DELTA DENTAL	5-01-503	GROUP INSURANCE	ELECTED CITY	178.55
		5-01-503	GROUP INSURANCE	RETIREE - CITY	791.56
		5-01-503	GROUP INSURANCE	COBRA	44.28
	MCCLELLAND CONSULTING ENGINE	5-01-860	CONSULTING SERVICES	INVOICE# 235769-008	3,200.00
	DELTA VISION	5-01-503	GROUP INSURANCE	ELECTED- CITY	35.16
		5-01-503	GROUP INSURANCE	RETIREE - CITY	183.12
		5-01-503	GROUP INSURANCE	COBRA	5.86
	ARKANSAS DELTA BYWAYS	5-01-626	A & P EXPENSES	ARKANSAS TRAVEL GUIDE	4,492.50
	DEPT OF FINANCE & ADMINISTRA	5-01-619	BUILDING EXPENSE	CITY ADMIN	57.73
	EFTPS	5-01-502	PAYROLL TAX	FICA W/H	691.11
		5-01-502	PAYROLL TAX	MEDICARE W/H	24.77
		5-01-502	PAYROLL TAX	MEDICARE W/H	45.13
		5-01-502	PAYROLL TAX	MEDICARE W/H	161.63
		5-01-502	PAYROLL TAX	MEDICARE W/H	45.13
	JOE HARRIS JR.,TRUCKING INC.	5-01-626	A & P EXPENSES	8 CUSTOM FULL COLOR SIGNS	469.75
	OSCEOLA PRINTING & OFFICE SU	5-01-601	MATERIALS AND SUPPLI	CITY HALL- INVOICE# 2025	183.15
		5-01-601	MATERIALS AND SUPPLI	CITY - INVOICE# 2036	520.63
		5-01-601	MATERIALS AND SUPPLI	CITY- INVOICE# 2043	106.56
	BLACK HILLS ENERGY	5-01-620	UTILITIES	OMLP	439.88
		5-01-750	ROSENWALD BLDG EXPEN	OPAR- ACCT# 2368 9136 35	55.97
	DELTA CREATIVE	5-01-607	PUBLISHING ORDINANCE	CITY HALL - INVOICE# 0342	400.00
	CONCORD PUBLISHING HOUSE	5-01-626	A & P EXPENSES	CAR SHOW AD	280.00
		5-01-607	PUBLISHING ORDINANCE	AD 5367222	147.00
		5-01-607	PUBLISHING ORDINANCE	AD 5367223	147.00
		5-01-607	PUBLISHING ORDINANCE	AD 5368198	210.00
		5-01-607	PUBLISHING ORDINANCE	AD 5368878	294.00
		5-01-607	PUBLISHING ORDINANCE	AD 5368879	210.00
		5-01-607	PUBLISHING ORDINANCE	CITY ADMIN	210.00
		5-01-607	PUBLISHING ORDINANCE	CITY ADMIN	210.00
	MUNICIPAL HEALTH BENEFIT FUN	5-01-503	GROUP INSURANCE	ELECTED-CITY	1,147.50

FUND: CITY GENERAL FUND

DEPARTMENT	VENDOR NAME	GL ACCOUNT	ACCOUNT DESCRIPTION	DESCRIPTION	AMOUNT
		5-01-503	GROUP INSURANCE	RETIREE-CITY	4,672.50
	YIG ADMINISTRATION	5-01-503	GROUP INSURANCE	INVOICE# IF-102936	426.75
	JONES SERVICE GROUP, INC.	5-01-619	BUILDING EXPENSE	CITY HALL- INVOICE# 2821	1,512.51
		5-01-619	BUILDING EXPENSE	CITY ADMIN	165.00
	BURNETT LAW FIRM	5-01-644	LEGAL EXPENSES	BURNETT LAW FIRM	1,675.00
	D&H SIGNS AND SERVICES,LLC	5-01-626	A & P EXPENSES	CHRISTMAS BILLBOARD- INV#	995.00
		5-01-626	A & P EXPENSES	INTERSTATE BILLBOARD- INV#	1,535.00
	APEX CONSULTING GROUP	5-01-860	CONSULTING SERVICES	NOV INVOICE FOR GOV & BUS	3,750.00
	AMERICAN EXPRESS	5-01-601	MATERIALS AND SUPPLI	CITY ACCT	11,316.38
	HAYS FOOD TOWN #15	5-01-861	INDUSTRIAL INCENTIVE	OCTOBER INCENTIVE AGREEME	6,250.00
	MHPTSI	5-01-626	A & P EXPENSES	OSCEOLA A&P COMMISSION 24-	19,890.00
	JIMMY CARUTHERS DBA NDIB CON	5-01-898	ABANDONED/CONDEMNED	DEMO 111 W QUINN	3,300.00
		5-01-898	ABANDONED/CONDEMNED	DEMO OF 5 HOUSES	25,300.00
	MEDICAL AIR SERVICES ASSOCIA	5-01-503	GROUP INSURANCE	ELECTED-CITY	14.00
		5-01-503	GROUP INSURANCE	RETIREE-CITY	14.00
	AUSUM CONSULTING	5-01-860	CONSULTING SERVICES	CITY- INV DATE: NOV 6, 202	2,000.00
				TOTAL:	77,547.67
POLICE DEPT	H & H BUSINESS MACHINES	5-02-640	DUES, MBRSHPS & SUBS	INVOICE# 148525	111.00
		5-02-640	DUES, MBRSHPS & SUBS	INVOICE# 148526	166.47
	AR CRIME INFO CENTER	5-02-640	DUES, MBRSHPS & SUBS	OPD- INVOICE# 18836577	176.65
	COUNTY TREASURER	4-02-335	FINES & FORFEITURES	COUNTY TREASURER	7,090.13
	LEGAL SHIELD	5-02-503	GROUP INSURANCE	OPD	242.45
	DEPT OF FINANCE & ADMIN	4-02-335	FINES & FORFEITURES	DEPT OF FINANCE & ADMIN	14,976.10
		4-02-335	FINES & FORFEITURES	DEPT OF FINANCE & ADMIN	315.00
		4-02-335	FINES & FORFEITURES	DEPT OF FINANCE & ADMIN	1,576.15
		4-02-335	FINES & FORFEITURES	DEPT OF FINANCE & ADMIN	180.00
		4-02-335	FINES & FORFEITURES	DEPT OF FINANCE & ADMIN	4,728.44
	AMERICAN HERITAGE LIFE	5-02-503	GROUP INSURANCE	OPD	388.16
	MUNICIPAL LEAGUE WORKERS COM	5-02-630	INSURANCE	POLICE OFFICERS	26,934.00
	CITIZENS FIDELITY INS	5-02-503	GROUP INSURANCE	OPD	62.00
	ARKANSAS STATE TREASURY	4-02-335	FINES & FORFEITURES	ARKANSAS STATE TREASURY	320.00
		4-02-335	FINES & FORFEITURES	ARKANSAS STATE TREASURY	315.00
	RITTER COMMUNICATIONS	5-02-620	UTILITIES	OPD- ACCT# 00197967-3	1,819.23
	O'REILLY AUTO STORES INC	5-02-651	OPERATING EXPENSES -	TRANS# 1183386004	17.75
		5-02-651	OPERATING EXPENSES -	TRANS# 1183386617	8.87
		5-02-651	OPERATING EXPENSES -	TRANS# 1183387476	28.60
		5-02-651	OPERATING EXPENSES -	TRANS# 1183387485	12.20
		5-02-651	OPERATING EXPENSES -	TRANS# 1183387772	14.85
		5-02-651	OPERATING EXPENSES -	TRANS# 1183388714	12.20
		5-02-651	OPERATING EXPENSES -	TRANS# 1183388930	12.20
		5-02-651	OPERATING EXPENSES -	TRANS# 1183389180	45.27
	DELTA DENTAL	5-02-503	GROUP INSURANCE	OPD	780.75
	FIRST NATIONAL BANK	5-02-700	EQUIPMENT PURCHASES	ACCT# 184420	9,349.25
	VERIZON WIRELESS	5-02-610	TELEPHONE	POLICE	1,967.10
	DELTA VISION	5-02-503	GROUP INSURANCE	OPD	171.40
	EFTPS	5-02-502	PAYROLL TAX	FICA W/H	1,659.40
		5-02-502	PAYROLL TAX	FICA W/H	3,413.85
		5-02-502	PAYROLL TAX	FICA W/H	3,352.72
		5-02-502	PAYROLL TAX	MEDICARE W/H	388.09
		5-02-502	PAYROLL TAX	MEDICARE W/H	798.41
		5-02-502	PAYROLL TAX	MEDICARE W/H	784.11
	WEX FLEET UNIVERSAL	5-02-651	OPERATING EXPENSES -	OPD- ACCT# 0496-00-238100-	1,608.42
		5-02-651	OPERATING EXPENSES -	OPD- ACCT# 0496-00-238100-	421.95

FUND: CITY GENERAL FUND

DEPARTMENT	VENDOR NAME	GL ACCOUNT	ACCOUNT DESCRIPTION	DESCRIPTION	AMOUNT
	BLACK HILLS ENERGY	5-02-620	UTILITIES	OPD- ACCT# 0565 5557 91	187.30
		5-02-620	UTILITIES	FIRE- ACCT# 3057 3803 32	70.11
	MUNICIPAL HEALTH BENEFIT FUN	5-02-503	GROUP INSURANCE	OPD	9,892.50
	OST, LLC.	5-02-648	IMMUNIZATIONS & PHYS	OPD	32.00
	PARMAN ENERGY GROUP	5-02-651	OPERATING EXPENSES -	OPD	1,020.42
		5-02-651	OPERATING EXPENSES -	OPD	1,091.36
		5-02-651	OPERATING EXPENSES -	OPD	1,669.81
		5-02-651	OPERATING EXPENSES -	OPD	604.48
		5-02-651	OPERATING EXPENSES -	OPD	1,481.64
		5-02-651	OPERATING EXPENSES -	OPD	662.73
	ARKANSAS DEPARTMENT OF PUBLI	5-02-640	DUES, MBRSHPS & SUBS	OPD- INVOICE# 18823294	750.00
	SKYCOP INC	5-02-601	MATERIALS AND SUPPLI	OPD- INVOICE# 28065	1,948.06
	EQUAVIONCE WILLIAMS	5-02-510	TRAVEL & TRAINING EX	MEAL VOUCHER REIMBURSMEN	51.68
	BOB'S AUTO CENTER, LLC	5-02-651	OPERATING EXPENSES -	INVOICE# 8961	194.14
		5-02-651	OPERATING EXPENSES -	INVOICE# 9090	433.77
		5-02-651	OPERATING EXPENSES -	INVOICE# 9119	70.97
	UNITED POLICE SUPPLY	5-02-580	UNIFORM EXPENSE	INVOICE# 40152	186.62
		5-02-580	UNIFORM EXPENSE	INVOICE# 4277	988.55
		5-02-580	UNIFORM EXPENSE	INVOICE# 40342	177.94
		5-02-580	UNIFORM EXPENSE	INVOICE# 40522	988.55
	JESSICA BAUGH	5-02-651	OPERATING EXPENSES -	FUEL REIMBURSMEN	34.00
	SAFE LIFE DEFENSE	5-02-601	MATERIALS AND SUPPLI	OPD- INVOICE# 32412103	2,146.85
	CHARLES COLLARD	5-02-510	TRAVEL & TRAINING EX	OPD TRAVEL REIMB	162.01
	CINTAS (MEDICAL)	5-02-640	DUES, MBRSHPS & SUBS	OPD- INVOICE# 5238471201	78.10
	MEDICAL AIR SERVICES ASSOCIA	5-02-503	GROUP INSURANCE	OPD	196.00
	DATAMAX	5-02-640	DUES, MBRSHPS & SUBS	OPD- INVOICE# LB11500003	217.19
	MID-SOUTH LOGISTICS LLC	5-02-651	OPERATING EXPENSES -	OPD- INVOICE# 241107AR	4,050.00
	THADDIUS FEKEN	5-02-510	TRAVEL & TRAINING EX	MEAL VOUCHER REIMBURSMEN	58.26
			TOTAL:		113,693.21
FIRE DEPT	CAPITAL ONE	5-03-601	MATERIALS AND SUPPLI	FIRE	1,364.48
		5-03-619	BUILDING EXPENSE	FIRE	20.99
		5-03-650	REPAIRS & MAINTENANC	FIRE	44.00
	BUGMOBILE OF AR INC	5-03-619	BUILDING EXPENSE	FIRE- ACCT# 17417	83.25
	FOUNTAIN PLUMBING	5-03-619	BUILDING EXPENSE	FIRE- STMT DATE: 10/31/24	20.14
	KENNEMORE HOME	5-03-619	BUILDING EXPENSE	INVOICE# 158318	14.19
		5-03-601	MATERIALS AND SUPPLI	INVOICE# 158521	6.99
		5-03-601	MATERIALS AND SUPPLI	INVOICE# 158529	55.32
		5-03-619	BUILDING EXPENSE	INVOICE# 158547	118.45
	LOWE'S BUSINESS ACCOUNT	5-03-601	MATERIALS AND SUPPLI	INVOICE# 88531	268.92
		5-03-601	MATERIALS AND SUPPLI	INVOICE# 92949	208.43
		5-03-650	REPAIRS & MAINTENANC	INVOICE# 88344	79.60
	LEGAL SHIELD	5-03-503	GROUP INSURANCE	FIRE	203.30
	AMERICAN HERITAGE LIFE	5-03-503	GROUP INSURANCE	FIRE	248.84
	MUNICIPAL LEAGUE WORKERS COM	5-03-630	INSURANCE	FIREFIGHTERS	22,523.00
		5-03-630	INSURANCE	VOLUNTEER FIREFIGHTERS	832.00
	CITIZENS FIDELITY INS	5-03-503	GROUP INSURANCE	FIRE	37.59
	RITTER COMMUNICATIONS	5-03-620	UTILITIES	FIRE- ACCT# 00010096-5	79.98
	WEST TENNESSEE COMMUNICATION	5-03-619	BUILDING EXPENSE	FIRE- INVOICE# 0965915	2,760.57
	O'REILLY AUTO STORES INC	5-03-650	REPAIRS & MAINTENANC	TRANS# 1183387304	5.87
		5-03-619	BUILDING EXPENSE	TRANS# 1183388582	15.77
		5-03-650	REPAIRS & MAINTENANC	TRANS# 1183388759	127.59
	DELTA DENTAL	5-03-503	GROUP INSURANCE	FIRE	477.35
	FIREFIGHTERS INCOME PROTECTI	5-03-630	INSURANCE	FIREFIGHTER'S PROTECTON PL	580.00

FUND: CITY GENERAL FUND

DEPARTMENT	VENDOR NAME	GL ACCOUNT	ACCOUNT DESCRIPTION	DESCRIPTION	AMOUNT
	DELTA VISION	5-03-503	GROUP INSURANCE	FIRE	97.10
	AT&T	5-03-610	TELEPHONE	FIRE- ACCT# 870-563-2222 9	1,021.78
	EFTPS	5-03-502	PAYROLL TAX	FICA W/H	107.55
		5-03-502	PAYROLL TAX	FICA W/H	95.47
		5-03-502	PAYROLL TAX	MEDICARE W/H	221.81
		5-03-502	PAYROLL TAX	MEDICARE W/H	574.96
		5-03-502	PAYROLL TAX	MEDICARE W/H	538.22
	WEX FLEET UNIVERSAL	5-03-651	OPERATING EXPENSES -	FIRE- ACCT# 0496-00-268597	405.80
	BLACK HILLS ENERGY	5-03-620	UTILITIES	FIRE- ACCT# 3058 0856 07	37.77
	DIAGNOSTIC OVERHEAD DOOR	5-03-619	BUILDING EXPENSE	FIRE- INVOICE# 200169	9,712.50
		5-03-619	BUILDING EXPENSE	FIRE- INVOICE# 200174	1,032.30
	MUNICIPAL HEALTH BENEFIT FUN	5-03-503	GROUP INSURANCE	FIRE	6,285.00
	AT&T MOBILITY	5-03-686	EQUIPMENT RENTAL	FIRE- ACCT# 287309559847	292.18
	PARMAN ENERGY GROUP	5-03-651	OPERATING EXPENSES -	FIRE	196.36
		5-03-651	OPERATING EXPENSES -	FIRE	261.18
		5-03-651	OPERATING EXPENSES -	FIRE	48.59
		5-03-651	OPERATING EXPENSES -	FIRE	51.97
		5-03-651	OPERATING EXPENSES -	FIRE	152.38
		5-03-651	OPERATING EXPENSES -	FIRE	79.52
		5-03-651	OPERATING EXPENSES -	FIRE	28.78
		5-03-651	OPERATING EXPENSES -	FIRE	61.52
		5-03-651	OPERATING EXPENSES -	FIRE	261.54
		5-03-651	OPERATING EXPENSES -	FIRE	91.78
		5-03-651	OPERATING EXPENSES -	FIRE	72.73
		5-03-651	OPERATING EXPENSES -	FIRE	70.55
		5-03-651	OPERATING EXPENSES -	FIRE	31.56
	MEDICAL AIR SERVICES ASSOCIA	5-03-503	GROUP INSURANCE	FIRE	168.00
	EEP	5-03-650	REPAIRS & MAINTENANC	FIRE- INVOICE# 508326	604.51
		5-03-650	REPAIRS & MAINTENANC	FIRE- INVOICE# 509108	29.13
	SECOND CHANCE SMALL ENGINE'S	5-03-650	REPAIRS & MAINTENANC	FIRE - INVOICE DATE: 10/25	100.64
	SUPPERMAN REPAIRS LLC	5-03-650	REPAIRS & MAINTENANC	FIRE- INVOICE# 443	784.25
				TOTAL:	53,694.05
PARKS & RECREATION DEP	CAPITAL ONE	5-04-601	MATERIALS AND SUPPLI	OPAR	2,723.23
	BUGMOBILE OF AR INC	5-04-619	BUILDING EXPENSE	OPAR- ACCT# 5868	72.15
		5-04-619	BUILDING EXPENSE	OPAR- ACCT# 5868	72.15
	HENDERSON HEAT & AIR	5-04-619	BUILDING EXPENSE	OPAR- INVOICE# 2914	80.00
	FOUNTAIN PLUMBING	5-04-619	BUILDING EXPENSE	OPAR- STMT DATE: 10-31-24	21.92
	KENNEMORE HOME	5-04-601	MATERIALS AND SUPPLI	INVOICE# 158199	44.39-
		5-04-601	MATERIALS AND SUPPLI	INVOICE# 158216	18.45-
		5-04-619	BUILDING EXPENSE	INVOICE# 158247	132.40
		5-04-619	BUILDING EXPENSE	INVOICE# 158304	5.87
		5-04-601	MATERIALS AND SUPPLI	INVOICE# 158355	2.00
		5-04-601	MATERIALS AND SUPPLI	INVOICE# 158362	26.62
		5-04-601	MATERIALS AND SUPPLI	INVOICE# 158379	58.84
		5-04-601	MATERIALS AND SUPPLI	INVOICE# 158403	77.69
		5-04-601	MATERIALS AND SUPPLI	INVOICE# 158499	48.78
		5-04-601	MATERIALS AND SUPPLI	INVOICE# 158663	40.79
		5-04-601	MATERIALS AND SUPPLI	INVOICE# 158705	13.30
	LOWE'S BUSINESS ACCOUNT	5-04-601	MATERIALS AND SUPPLI	INVOICE# 78057	272.34
		5-04-601	MATERIALS AND SUPPLI	INVOICE# 75495	713.32
		5-04-601	MATERIALS AND SUPPLI	INVOICE# 81182	280.04
		5-04-601	MATERIALS AND SUPPLI	INVOICE# 88124	960.41
		5-04-601	MATERIALS AND SUPPLI	INVOICE# 96047	20.93

FUND: CITY GENERAL FUND

DEPARTMENT	VENDOR NAME	GL ACCOUNT	ACCOUNT DESCRIPTION	DESCRIPTION	AMOUNT
	LEGAL SHIELD	5-04-503	GROUP INSURANCE	OPAR	78.75
	AMERICAN HERITAGE LIFE	5-04-503	GROUP INSURANCE	OPAR	181.00
	MUNICIPAL LEAGUE WORKERS COM	5-04-630	INSURANCE	PARKS	5,694.00
	CITIZENS FIDELITY INS	5-04-503	GROUP INSURANCE	OPAR	104.08
	MICHAEL GODSEY	5-04-619	BUILDING EXPENSE	OPAR- INVOICE DATE: 10/14/	483.83
	JOHN DEERE FINANCIAL	5-04-650	REPAIRS & MAINTENANC	INVOICE# 32125	711.12
	RITTER COMMUNICATIONS	5-04-620	UTILITIES	OPAR- ACCT# 00008816-2	296.70
		5-04-620	UTILITIES	OPAR- ACCT# 00210565-7	109.94
	O'REILLY AUTO STORES INC	5-04-650	REPAIRS & MAINTENANC	TRANS# 1183388493	22.19
		5-04-650	REPAIRS & MAINTENANC	TRANS# 1183388742	91.49
	DELTA DENTAL	5-04-503	GROUP INSURANCE	OPAR	299.10
	C & S CLEANING LLC	5-04-619	BUILDING EXPENSE	OPAR- INVOICE# 329822	299.13
	GREATAMERICA LEASING CORP	5-04-895	CAPITAL LEASE PAYMEN	AGREEMENT# 020-1864062-000	159.68
	BELL'S SOD FARM LLC	5-04-601	MATERIALS AND SUPPLI	OPAR - INVOICE# 30603	379.32
		5-04-601	MATERIALS AND SUPPLI	OPAR- INVOICE# 30616	335.72
	VERIZON WIRELESS	5-04-610	TELEPHONE	OPAR	84.64
	DELTA VISION	5-04-503	GROUP INSURANCE	OPAR	63.48
	EFTPS	5-04-502	PAYROLL TAX	FICA W/H	483.60
		5-04-502	PAYROLL TAX	FICA W/H	837.99
		5-04-502	PAYROLL TAX	FICA W/H	900.34
		5-04-502	PAYROLL TAX	MEDICARE W/H	113.10
		5-04-502	PAYROLL TAX	MEDICARE W/H	195.98
		5-04-502	PAYROLL TAX	MEDICARE W/H	210.55
	GREENPOINT Ag	5-04-601	MATERIALS AND SUPPLI	OPAR- PATRON# 231359	251.91
	TRI STATE INDUSTRIAL SUPPLY	5-04-650	REPAIRS & MAINTENANC	INVOICE# 21512	42.35
	WEX FLEET UNIVERSAL	5-04-651	OPERATING EXPENSES -	OPAR- ACCT# 0496-00-268613	908.89
	MUNICIPAL HEALTH BENEFIT FUN	5-04-503	GROUP INSURANCE	OPAR	3,690.00
	OST, LLC.	5-04-648	IMMUNIZATIONS & PHYS	OPAR	32.00
	CINTAS UNIFORM CORP 206	5-04-619	BUILDING EXPENSE	OPAR- PAYER# 15946848	1,228.04
	CORINTH COCA-COLA BOTTLING W	5-04-601	MATERIALS AND SUPPLI	OPAR- ACCT# 395133845	1,284.26
	PARMAN ENERGY GROUP	5-04-651	OPERATING EXPENSES -	INVOICE# 0256692-IN	563.25
	EF FBO TEMPS PLUS, INC.	5-04-455	TEMP SERVICE WAGES	OPAR	403.20
		5-04-455	TEMP SERVICE WAGES	OPAR	672.00
		5-04-455	TEMP SERVICE WAGES	OPAR	672.00
		5-04-455	TEMP SERVICE WAGES	OPAR	331.20
		5-04-455	TEMP SERVICE WAGES	OPAR	504.00
		5-04-455	TEMP SERVICE WAGES	OPAR	537.60
	MEDICAL AIR SERVICES ASSOCIA	5-04-503	GROUP INSURANCE	OPAR	70.00
				TOTAL:	28,886.37
MUNICIPAL COURT	DEPT OF FINANCE & ADMIN	5-05-421	JUDGE'S SALARY	DEPT OF FINANCE & ADMIN	2,443.75
	DELTA DENTAL	5-05-503	GROUP INSURANCE	COURT	89.99
	DELTA VISION	5-05-503	GROUP INSURANCE	COURT	20.60
	EFTPS	5-05-502	PAYROLL TAX	FICA W/H	138.62
		5-05-502	PAYROLL TAX	FICA W/H	250.21
		5-05-502	PAYROLL TAX	FICA W/H	250.21
		5-05-502	PAYROLL TAX	MEDICARE W/H	32.43
		5-05-502	PAYROLL TAX	MEDICARE W/H	58.52
		5-05-502	PAYROLL TAX	MEDICARE W/H	58.52
	MUNICIPAL HEALTH BENEFIT FUN	5-05-503	GROUP INSURANCE	COURT	765.00
	MEDICAL AIR SERVICES ASSOCIA	5-05-503	GROUP INSURANCE	COURT	28.00
				TOTAL:	4,135.85
MAIL DEPARTMENT	CAPITAL ONE	5-11-601	MATERIALS AND SUPPLI	OPD	229.73

FUND: CITY GENERAL FUND

DEPARTMENT	VENDOR NAME	GL ACCOUNT	ACCOUNT DESCRIPTION	DESCRIPTION	AMOUNT
	BUGMOBILE OF AR INC	5-11-655	JAIL MAINTENANCE FUN	OPD- ACCT# 3470	94.36
	FOUNTAIN PLUMBING	5-11-619	BUILDING EXPENSE	OPD- STMT DATE: 10/31/24	243.94
	N.E.T. SYSTEMS	5-11-619	BUILDING EXPENSE	OPD - INVOICE# 195552	604.34
	ERVIN ENTERPRISE	5-11-655	JAIL MAINTENANCE FUN	OPD- 8 INVOICES	189.68
		5-11-655	JAIL MAINTENANCE FUN	INVOICE# 8377	23.71
	SYSKO MEMPHIS, LLC	5-11-656	JAIL FOOD EXPENSE	DOCUMENT# 414755494	1,262.14
		5-11-656	JAIL FOOD EXPENSE	DOCUMENT# 414764247	1,007.69
		5-11-656	JAIL FOOD EXPENSE	DOCUMENT# 414772937	1,659.97
		5-11-656	JAIL FOOD EXPENSE	DOCUMENT# 414782091	623.43
		5-11-656	JAIL FOOD EXPENSE	DOCUMENT# 414783565	71.75-
		5-11-656	JAIL FOOD EXPENSE	DOCUMENT# 414791161	1,646.12
		5-11-655	JAIL MAINTENANCE FUN	DOCUMENT# 414764248	319.92
		5-11-655	JAIL MAINTENANCE FUN	DOCUMENT# 414772938	323.65
		5-11-655	JAIL MAINTENANCE FUN	DOCUMENT# 414782092	224.81
		5-11-655	JAIL MAINTENANCE FUN	DOCUMENT# 414783566	35.46-
		5-11-655	JAIL MAINTENANCE FUN	DOCUMENT# 414791162	419.32
	LEGAL SHIELD	5-11-503	GROUP INSURANCE	JAIL	58.85
	MUNICIPAL LEAGUE WORKERS COM	5-11-630	INSURANCE	HOSPITAL PROS EMPS.	56.00
	DELTA DENTAL	5-11-503	GROUP INSURANCE	JAIL	221.40
	ECOLAB	5-11-686	EQUIPMENT RENTAL	OPD- INVOICE# 6349058222	222.00
		5-11-686	EQUIPMENT RENTAL	OPD- INVOICE# 6349052183	130.78
	SECURE ON SITE	5-11-655	JAIL MAINTENANCE FUN	OPD- INVOICE# 23593	75.00
	DELTA VISION	5-11-503	GROUP INSURANCE	JAIL	49.90
	JOHN WELDON	5-11-619	BUILDING EXPENSE	REIMBURSEMENT FOR CARD ERRO	66.59
	EFTPS	5-11-502	PAYROLL TAX	FICA W/H	413.60
		5-11-502	PAYROLL TAX	FICA W/H	1,154.07
		5-11-502	PAYROLL TAX	FICA W/H	1,159.92
		5-11-502	PAYROLL TAX	MEDICARE W/H	96.75
		5-11-502	PAYROLL TAX	MEDICARE W/H	269.90
		5-11-502	PAYROLL TAX	MEDICARE W/H	271.29
	CHARM-TEX, INC.	5-11-601	MATERIALS AND SUPPLI	OPD - INVOICE# 0379924- IN	455.40
		5-11-601	MATERIALS AND SUPPLI	OPD- INVOICE# 0379387-IN	494.40
	CATES MAINTENANCE CO., INC.	5-11-601	MATERIALS AND SUPPLI	OPD- INVOICE# 77161 JM	240.43
		5-11-655	JAIL MAINTENANCE FUN	OPD- INVOICE# 77350JM	795.71
	MUNICIPAL HEALTH BENEFIT FUN	5-11-503	GROUP INSURANCE	JAIL	4,672.50
	OST, LLC.	5-11-648	IMMUNIZATIONS & PHYS	JAIL	32.00
	JESSICA HILL	5-11-510	TRAVEL & TRAINING EX	OPD TRAVEL	84.94
	HILAND DAIRY FOODS	5-11-656	JAIL FOOD EXPENSE	INVOICE# 5466492	175.22
		5-11-656	JAIL FOOD EXPENSE	INVOICE# 5466594	175.22
		5-11-656	JAIL FOOD EXPENSE	INVOICE# 5466701	178.22
		5-11-656	JAIL FOOD EXPENSE	INVOICE# 5466797	175.22
		5-11-656	JAIL FOOD EXPENSE	INVOICE# 5466900	163.14
	MID-AMERICAN RESEARCH CHEMIC	5-11-655	JAIL MAINTENANCE FUN	OPD- INVOICE# 0832531-IN	2,151.56
	BRAD WILLIAMS - PSYCHOLOGICA	5-11-648	IMMUNIZATIONS & PHYS	OPD - INVOICE# 88324	120.00
	UNITED POLICE SUPPLY	5-11-601	MATERIALS AND SUPPLI	INVOICE# 40137	130.20-
		5-11-601	MATERIALS AND SUPPLI	INVOICE# 40275	564.20-
		5-11-601	MATERIALS AND SUPPLI	INVOICE# 40291	217.00-
		5-11-601	MATERIALS AND SUPPLI	INVOICE# 40523	112.84
		5-11-601	MATERIALS AND SUPPLI	INVOICE# 40896	169.26
	EF FBO TEMPS PLUS, INC.	5-11-455	TEMP SERVICE WAGES	JAIL	798.00
		5-11-455	TEMP SERVICE WAGES	JAIL	433.99
		5-11-455	TEMP SERVICE WAGES	JAIL	478.80
		5-11-455	TEMP SERVICE WAGES	JAIL	638.40
		5-11-455	TEMP SERVICE WAGES	JAIL	798.00

FUND: CITY GENERAL FUND

DEPARTMENT	VENDOR NAME	GL ACCOUNT	ACCOUNT DESCRIPTION	DESCRIPTION	AMOUNT
		5-11-455	TEMP SERVICE WAGES	JAIL	598.60
		5-11-455	TEMP SERVICE WAGES	JAIL	798.00
		5-11-455	TEMP SERVICE WAGES	JAIL	598.60
		5-11-455	TEMP SERVICE WAGES	JAIL	108.30
		5-11-455	TEMP SERVICE WAGES	JAIL	798.00
		5-11-455	TEMP SERVICE WAGES	JAIL	598.60
		5-11-455	TEMP SERVICE WAGES	JAIL	153.90
		5-11-455	TEMP SERVICE WAGES	JAIL	478.80
		5-11-455	TEMP SERVICE WAGES	JAIL	478.80
		5-11-455	TEMP SERVICE WAGES	JAIL	538.65
		5-11-455	TEMP SERVICE WAGES	JAIL	478.80
	MEDICAL AIR SERVICES ASSOCIA	5-11-503	GROUP INSURANCE	JAIL	98.00
				TOTAL:	31,170.55
CODE ENFORCEMENT	CAPITAL ONE	5-17-601	MATERIALS AND SUPPLI	CODE	153.75
	KENNEMORE HOME	5-17-601	MATERIALS AND SUPPLI	INVOICE# 158361	32.17
	DELTA DENTAL	5-17-503	GROUP INSURANCE	CODE ENF.	45.71
	VERIZON WIRELESS	5-17-610	TELEPHONE	CODE	97.19
	DELTA VISION	5-17-503	GROUP INSURANCE	CODE ENF.	17.76
	EFTPS	5-17-502	PAYROLL TAX	FICA W/H	57.54
		5-17-502	PAYROLL TAX	FICA W/H	130.17
		5-17-502	PAYROLL TAX	FICA W/H	130.17
		5-17-502	PAYROLL TAX	MEDICARE W/H	13.46
		5-17-502	PAYROLL TAX	MEDICARE W/H	30.44
		5-17-502	PAYROLL TAX	MEDICARE W/H	30.44
	MUNICIPAL HEALTH BENEFIT FUN	5-17-503	GROUP INSURANCE	CODE ENF.	1,695.00
	PARMAN ENERGY GROUP	5-17-651	OPERATING EXPENSES-	CODE	72.89
		5-17-651	OPERATING EXPENSES-	CODE	77.95
		5-17-651	OPERATING EXPENSES-	CODE	119.27
		5-17-651	OPERATING EXPENSES-	CODE	43.18
		5-17-651	OPERATING EXPENSES-	CODE	105.83
		5-17-651	OPERATING EXPENSES-	CODE	47.34
	MEDICAL AIR SERVICES ASSOCIA	5-17-503	GROUP INSURANCE	CODE	14.00
	CAR-MART	5-17-650	REPAIRS & MAINTENANC	CODE ENFORCEMENT	75.46
				TOTAL:	2,989.72
GOLF COURSE FUND	CAPITAL ONE	5-18-601	MATERIALS AND SUPPLI	GOLF	413.60
	LADD'S	5-18-601	MATERIALS AND SUPPLI	INVOICE# 37767	75.93
	MUNICIPAL LEAGUE WORKERS COM	5-18-630	INSURANCE	GOLF COURSES	945.00
	RITTER COMMUNICATIONS	5-18-620	UTILITIES	GOLF- ACCT# 00215058-3	238.08
	DELTA DENTAL	5-18-503	GROUP INSURANCE	GOLF	67.85
	VERIZON WIRELESS	5-18-610	TELEPHONE	GOLF	42.32
	DELTA VISION	5-18-503	GROUP INSURANCE	GOLF	14.74
	EFTPS	5-18-502	PAYROLL TAX	FICA W/H	175.87
		5-18-502	PAYROLL TAX	FICA W/H	382.38
		5-18-502	PAYROLL TAX	FICA W/H	382.38
		5-18-502	PAYROLL TAX	MEDICARE W/H	41.13
		5-18-502	PAYROLL TAX	MEDICARE W/H	89.43
		5-18-502	PAYROLL TAX	MEDICARE W/H	89.43
	MUNICIPAL HEALTH BENEFIT FUN	5-18-503	GROUP INSURANCE	GOLF	765.00
	WELLS FARGO FINANCIAL LEASIN	5-18-895	CAPITAL LEASE PAYMEN	CONTRACT# 603-0270015-001	1,123.32
		5-18-895	CAPITAL LEASE PAYMEN	CONTRACT# 603-0270015-000	1,716.49
	EF FBO TEMPS PLUS, INC.	5-18-455	TEMP SERVICE WAGES	GOLF	672.00
		5-18-455	TEMP SERVICE WAGES	GOLF	672.00

FUND: CITY GENERAL FUND

DEPARTMENT	VENDOR NAME	GL ACCOUNT	ACCOUNT DESCRIPTION	DESCRIPTION	AMOUNT
		5-18-455	TEMP SERVICE WAGES	GOLF	672.00
		5-18-455	TEMP SERVICE WAGES	GOLF	369.60
		5-18-455	TEMP SERVICE WAGES	GOLF	672.00
		5-18-455	TEMP SERVICE WAGES	GOLF	504.00
		5-18-455	TEMP SERVICE WAGES	GOLF	672.00
	MEDICAL AIR SERVICES ASSOCIA	5-18-503	GROUP INSURANCE	GOLF	14.00
				TOTAL:	10,810.55
ANIMAL CONTROL FUND	CAPITAL ONE	5-19-601	MATERIALS AND SUPPLI	SHELTER	1,658.97
	KENNEMORE HOME	5-19-601	MATERIALS AND SUPPLI	INVOICE# 158198	46.82
		5-19-601	MATERIALS AND SUPPLI	INVOICE# 158343	125.41
		5-19-601	MATERIALS AND SUPPLI	INVOICE# 158345	1,220.76
		5-19-601	MATERIALS AND SUPPLI	INVOICE# 158369	46.55
		5-19-601	MATERIALS AND SUPPLI	INVOICE# 158557	242.76
	AMERICAN HERITAGE LIFE	5-19-503	GROUP INSURANCE	SHELTER	53.60
	MUNICIPAL LEAGUE WORKERS COM	5-19-630	INSURANCE	ANIMAL CONTROL	637.00
	RITTER COMMUNICATIONS	5-19-620	UTILITIES	SHELTER- ACCT# 00048407-1	153.67
	DELTA DENTAL	5-19-503	GROUP INSURANCE	SHELTER	22.14
	VERIZON WIRELESS	5-19-610	TELEPHONE	ANIMAL	86.29
	DELTA VISION	5-19-503	GROUP INSURANCE	SHELTER	5.86
	EFTPS	5-19-502	PAYROLL TAX	FICA W/H	61.42
		5-19-502	PAYROLL TAX	FICA W/H	182.02
		5-19-502	PAYROLL TAX	FICA W/H	194.77
		5-19-502	PAYROLL TAX	MEDICARE W/H	14.36
		5-19-502	PAYROLL TAX	MEDICARE W/H	42.57
		5-19-502	PAYROLL TAX	MEDICARE W/H	45.55
	HAROLD'S DISCOUNT FURNITURE	5-19-601	MATERIALS AND SUPPLI	SHELTER- CROSLEY WASHER	775.89
	WEX FLEET UNIVERSAL	5-19-651	OPERATING EXPENSES -	SHELTER-ACCT# 0496-00-2686	163.20
	MUNICIPAL HEALTH BENEFIT FUN	5-19-503	GROUP INSURANCE	SHELTER	382.50
	EF FBO TEMPS PLUS, INC.	5-19-455	TEMP SERVICE WAGES	SHELTER	728.00
		5-19-455	TEMP SERVICE WAGES	SHELTER	27.30
		5-19-455	TEMP SERVICE WAGES	SHELTER	728.00
		5-19-455	TEMP SERVICE WAGES	SHELTER	27.30
		5-19-455	TEMP SERVICE WAGES	SHELTER	691.60
		5-19-455	TEMP SERVICE WAGES	SHELTER	145.60
		5-19-455	TEMP SERVICE WAGES	SHELTER	239.20
		5-19-455	TEMP SERVICE WAGES	SHELTER	400.40
		5-19-455	TEMP SERVICE WAGES	SHELTER	509.60
	LB'S LAWN & PRESSURE WASHING	5-19-619	BUILDING EXPENSE	SHELTER- LAWN MOWING	150.00
		5-19-619	BUILDING EXPENSE	SHELTER- LAWN MOWING	150.00
	MEDICAL AIR SERVICES ASSOCIA	5-19-503	GROUP INSURANCE	SHELTER	28.00
				TOTAL:	9,987.11

FUND: STREET FUND

DEPARTMENT	VENDOR NAME	GL ACCOUNT	ACCOUNT DESCRIPTION	DESCRIPTION	AMOUNT
NON-DEPARTMENTAL	SANITATION FUND	115	CADENCE-STREET FUND(SANITATION FUND	50,000.00
				TOTAL:	50,000.00
STREET DEPT	MISS CO COURTHOUSE	5-06-840	DUMPING-DISPOSAL	CLASS 4 / STREET	4,571.19
	CAPITAL ONE	5-06-601	MATERIALS AND SUPPLI	STREET	185.44
	KENNEMORE HOME	5-06-753	STREET-REPAIR CONTRA	INVOICE# 158296	244.19
		5-06-601	MATERIALS AND SUPPLI	INVOICE# 158314	28.74
		5-06-601	MATERIALS AND SUPPLI	INVOICE# 158371	13.29
		5-06-601	MATERIALS AND SUPPLI	INVOICE# 158396	195.35
		5-06-601	MATERIALS AND SUPPLI	INVOICE# 158444	92.10
		5-06-601	MATERIALS AND SUPPLI	INVOICE# 158473	66.57
		5-06-601	MATERIALS AND SUPPLI	INVOICE# 158474	33.27
	LEGAL SHIELD	5-06-503	GROUP INSURANCE	STREET	150.50
	RIVERCITY HYDRAULICS, INC	5-06-650	REPAIRS & MAINTENANC	STREET- INVOICE# 53948	1,144.03
	AMERICAN HERITAGE LIFE	5-06-503	GROUP INSURANCE	STREET	95.68
	MUNICIPAL LEAGUE WORKERS COM	5-06-630	INSURANCE	STREET OR ROAD CONST	7,170.00
	CITIZENS FIDELITY INS	5-06-503	GROUP INSURANCE	STREET	23.47
	JOHN DEERE FINANCIAL	5-06-601	MATERIALS AND SUPPLI	INVOICE# 32125	72.73
	RITTER COMMUNICATIONS	5-06-620	UTILITIES	STREET	150.23
	O'REILLY AUTO STORES INC	5-06-650	REPAIRS & MAINTENANC	INVOICE# 1183386300	64.32
		5-06-650	REPAIRS & MAINTENANC	INVOICE# 1183386904	162.56
		5-06-650	REPAIRS & MAINTENANC	INVOICE# 1183387077	189.80
		5-06-650	REPAIRS & MAINTENANC	INVOICE# 1183387078	11.10-
		5-06-650	REPAIRS & MAINTENANC	INVOICE# 1183387965	131.46
	DELTA DENTAL	5-06-503	GROUP INSURANCE	STREET	253.89
	VERIZON WIRELESS	5-06-610	TELEPHONE	STREET	157.93
	DELTA VISION	5-06-503	GROUP INSURANCE	STREET	48.84
	POWERPLAN	5-06-650	REPAIRS & MAINTENANC	INVOICE# CS026020459:01	648.11
	EFTPS	5-06-502	PAYROLL TAX	FICA W/H	426.06
		5-06-502	PAYROLL TAX	FICA W/H	798.87
		5-06-502	PAYROLL TAX	FICA W/H	844.45
		5-06-502	PAYROLL TAX	MEDICARE W/H	99.65
		5-06-502	PAYROLL TAX	MEDICARE W/H	186.83
		5-06-502	PAYROLL TAX	MEDICARE W/H	197.49
	TRI STATE INDUSTRIAL SUPPLY	5-06-650	REPAIRS & MAINTENANC	SANITATION	245.38
		5-06-601	MATERIALS AND SUPPLI	INVOICE# 21204	36.51
		5-06-650	REPAIRS & MAINTENANC	INVOICE# 21396	85.69
		5-06-650	REPAIRS & MAINTENANC	INVOICE# 21408	16.16
		5-06-651	OPERATING EXPENSES -	INVOICE# 21498	62.77
		5-06-651	OPERATING EXPENSES -	INVOICE# 21579	85.27
		5-06-650	REPAIRS & MAINTENANC	INVOICE# 22009	248.93
	PRODUCTIVITY PLUS ACCOUNT	5-06-650	REPAIRS & MAINTENANC	INVOICE# 433240	450.00
	BARTON EQUIPEMENT COMPANY	5-06-650	REPAIRS & MAINTENANC	STREET- INVOICE# 131301	392.08
	CROWS TRUCK SERVICE, INC	5-06-650	REPAIRS & MAINTENANC	INVOICE# X101182947:01	34.90
		5-06-650	REPAIRS & MAINTENANC	INVOICE# X101183196:01	262.87
		5-06-650	REPAIRS & MAINTENANC	INVOICE# X101185655:01	134.90
		5-06-651	OPERATING EXPENSES -	INVOICE# X101187301:01	487.32
		5-06-651	OPERATING EXPENSES -	INVOICE# X101187301:02	53.22
		5-06-601	MATERIALS AND SUPPLI	FINANCE CHARGE	7.08
	MUNICIPAL HEALTH BENEFIT FUN	5-06-503	GROUP INSURANCE	STREET	3,607.50
	OST, LLC.	5-06-648	IMMUNIZATIONS & PHYS	STREET	32.00
		5-06-648	IMMUNIZATIONS & PHYS	STREET	32.00
	CINTAS UNIFORM CORP 206	5-06-619	BUILDING EXPENSE	MATS	94.80
		5-06-580	UNIFORM EXPENSE	UNIFORMS	1,317.96

FUND: STREET FUND

DEPARTMENT	VENDOR NAME	GL ACCOUNT	ACCOUNT DESCRIPTION	DESCRIPTION	AMOUNT
	PARMAN ENERGY GROUP	5-06-651	OPERATING EXPENSES -	STREET	530.18
		5-06-651	OPERATING EXPENSES -	STREET	705.19
		5-06-651	OPERATING EXPENSES -	STREET	534.50
		5-06-651	OPERATING EXPENSES -	STREET	571.66
		5-06-651	OPERATING EXPENSES -	STREET	411.41
		5-06-651	OPERATING EXPENSES -	STREET	874.67
		5-06-651	OPERATING EXPENSES -	STREET	316.63
		5-06-651	OPERATING EXPENSES -	STREET	166.10
		5-06-651	OPERATING EXPENSES -	STREET	706.17
		5-06-651	OPERATING EXPENSES -	STREET	247.82
		5-06-651	OPERATING EXPENSES -	STREET	196.38
		5-06-651	OPERATING EXPENSES -	STREET	776.09
		5-06-651	OPERATING EXPENSES -	STREET	347.15
	BOB'S AUTO CENTER, LLC	5-06-650	REPAIRS & MAINTENANC	INVOICE# 8775	466.18
	BOOM COUNTRY TIRE	5-06-650	REPAIRS & MAINTENANC	INVOICE# 9640006264	66.55
		5-06-650	REPAIRS & MAINTENANC	INVOICE# 9640006464	454.97
		5-06-650	REPAIRS & MAINTENANC	INVOICE# 9640006480	226.04
		5-06-650	REPAIRS & MAINTENANC	INVOICE# 9640006542	415.79
		5-06-650	REPAIRS & MAINTENANC	INVOICE# 9640006633	66.55
		5-06-650	REPAIRS & MAINTENANC	INVOICE# 9640006634	72.65
		5-06-650	REPAIRS & MAINTENANC	INVOICE# 9640006636	49.90
		5-06-650	REPAIRS & MAINTENANC	INVOICE# 9640006689	274.58
		5-06-650	REPAIRS & MAINTENANC	INVOICE# 9640006808	232.97
		5-06-650	REPAIRS & MAINTENANC	INVOICE# 9640006809	66.55
		5-06-650	REPAIRS & MAINTENANC	000000001	3.00-
		5-06-650	REPAIRS & MAINTENANC	INVOICE# 9640006635	222.68
	EF FBO TEMPS PLUS, INC.	5-06-455	TEMP SERVICES WAGES	STREET	728.00
		5-06-455	TEMP SERVICES WAGES	STREET	868.00
		5-06-455	TEMP SERVICES WAGES	STREET	728.00
		5-06-455	TEMP SERVICES WAGES	STREET	364.00
		5-06-455	TEMP SERVICES WAGES	STREET	728.00
		5-06-455	TEMP SERVICES WAGES	STREET	868.00
		5-06-455	TEMP SERVICES WAGES	STREET	728.00
		5-06-455	TEMP SERVICES WAGES	STREET	400.40
		5-06-455	TEMP SERVICES WAGES	STREET	728.00
		5-06-455	TEMP SERVICES WAGES	STREET	868.00
		5-06-455	TEMP SERVICES WAGES	STREET	600.00
		5-06-455	TEMP SERVICES WAGES	STREET	520.00
		5-06-455	TEMP SERVICES WAGES	STREET	728.00
		5-06-455	TEMP SERVICES WAGES	STREET	655.20
		5-06-455	TEMP SERVICES WAGES	STREET	868.00
		5-06-455	TEMP SERVICES WAGES	STREET	130.20
		5-06-455	TEMP SERVICES WAGES	STREET	728.00
		5-06-455	TEMP SERVICES WAGES	STREET	136.50
		5-06-455	TEMP SERVICES WAGES	STREET	868.00
		5-06-455	TEMP SERVICES WAGES	STREET	227.85
	CINTAS (MEDICAL)	5-06-515	SAFETY SUPPLIES	STREET- INVOICE# 523847120	70.26
	MEDICAL AIR SERVICES ASSOCIA	5-06-503	GROUP INSURANCE	STREET	84.00
TOTAL:					47,744.05

FUND: SANITATION FUND

DEPARTMENT	VENDOR NAME	GL ACCOUNT	ACCOUNT DESCRIPTION	DESCRIPTION	AMOUNT
NON-DEPARTMENTAL	CADENCE EQUIPEMENT FINANCE	267	N/P BCS KNUCKLEBOOM	CONTRACT# 002-0070611-019	1,766.00
		263	N/P BCS COMML GARBAG	CONTRACT# 002-0070611-020	3,762.49
			TOTAL:		5,528.49
SANITATION	MISS CO COURTHOUSE	5-07-840	DUMPING-DISPOSAL	CLASS 1 / SANITATION	16,823.52
		5-07-601	MATERIALS AND SUPPLI	SANITATION	105.23
		5-07-650	REPAIRS & MAINTENANC	SANITATION	44.91
	KENNEMORE HOME	5-07-601	MATERIALS AND SUPPLI	SANI	154.82
	LEGAL SHIELD	5-07-503	GROUP INSURANCE	SANITATION	79.70
	AMERICAN HERITAGE LIFE	5-07-503	GROUP INSURANCE	SANITATION	135.60
		5-07-503	GROUP INSURANCE	SANITATION	21.60
		5-07-630	INSURANCE	SANITATION	16,845.00
	RITTER COMMUNICATIONS	5-07-620	UTILITIES	SANITATION	150.23
	DELTA DENTAL	5-07-503	GROUP INSURANCE	SANITATION	187.77
	DELTA VISION	5-07-503	GROUP INSURANCE	SANITATION	44.70
	EFTPS	5-07-502	PAYROLL TAX	FICA W/H	424.60
		5-07-502	PAYROLL TAX	FICA W/H	749.47
		5-07-502	PAYROLL TAX	FICA W/H	814.84
		5-07-502	PAYROLL TAX	MEDICARE W/H	99.30
		5-07-502	PAYROLL TAX	MEDICARE W/H	175.29
		5-07-502	PAYROLL TAX	MEDICARE W/H	190.57
	TRI STATE INDUSTRIAL SUPPLY	5-07-601	MATERIALS AND SUPPLI	INVOICE# 20932	29.30
		5-07-651	OPERATING EXPENSES -	INVOICE# 21498	62.77
		5-07-651	OPERATING EXPENSES -	INVOICE# 21579	85.27
	CROWS TRUCK SERVICE, INC	5-07-650	REPAIRS & MAINTENANC	INVOICE# X101182947:01	34.90
		5-07-651	OPERATING EXPENSES -	INVOICE# X101183196:01	262.87
		5-07-650	REPAIRS & MAINTENANC	INVOICE# X101185655:01	134.89
		5-07-651	OPERATING EXPENSES -	INVOICE# X101186484:01	3,343.59
		5-07-651	OPERATING EXPENSES -	INVOICE# X101187301:01	487.32
		5-07-651	OPERATING EXPENSES -	INVOICE# X101187301:02	53.22
		5-07-601	MATERIALS AND SUPPLI	FINANCE CHARGE	7.08
		5-07-503	GROUP INSURANCE	SANITATION	2,760.00
	MUNICIPAL HEALTH BENEFIT FUN	5-07-648	IMMUNIZATIONS & PHYS	SANITATION	32.00
	OST, LLC.	5-07-619	BUILDING EXPENSE	MATS	57.52
	CINTAS UNIFORM CORP 206	5-07-580	UNIFORM EXPENSE	UNIFORMS	1,106.12
		5-07-580	UNIFORM EXPENSE	BREAK ROOM	530.08
	PARMAN ENERGY GROUP	5-07-651	OPERATING EXPENSES -	SANITATION	844.35
		5-07-651	OPERATING EXPENSES -	SANITATION	1,123.09
		5-07-651	OPERATING EXPENSES -	SANITATION	97.18
		5-07-651	OPERATING EXPENSES -	SANITATION	103.94
		5-07-651	OPERATING EXPENSES -	SANITATION	655.22
		5-07-651	OPERATING EXPENSES -	SANITATION	159.03
		5-07-651	OPERATING EXPENSES -	SANITATION	57.57
		5-07-651	OPERATING EXPENSES -	SANITATION	264.53
		5-07-651	OPERATING EXPENSES -	SANITATION	1,124.64
		5-07-651	OPERATING EXPENSES -	SANITATION	394.67
		5-07-651	OPERATING EXPENSES -	SANITAITON	312.76
		5-07-651	OPERATING EXPENSES -	SANITATION	141.11
		5-07-651	OPERATING EXPENSES -	SANITATION	63.12
	MISS CO HOSPITAL SYSTEM	5-07-648	IMMUNIZATIONS & PHYS	SANITATION	141.00
	BOB'S AUTO CENTER, LLC	5-07-651	OPERATING EXPENSES -	INVOICE# 8770	22.20
	REVOLUTION MATERIALS (IN) LL	5-07-642	GARBAGE BAGS	SANITATION- INV# 49351-JAD	18,364.32
	CADENCE EQUIPEMENT FINANCE	5-07-886	INTEREST EXPENSE	CONTRACT# 002-0070611-019	405.67
		5-07-886	INTEREST EXPENSE	CONTRACT# 002-0070611-020	560.80

FUND: SANITATION FUND

DEPARTMENT	VENDOR NAME	GL ACCOUNT	ACCOUNT DESCRIPTION	DESCRIPTION	AMOUNT
	BOOM COUNTRY TIRE	5-07-651	OPERATING EXPENSES -	INVOICE# 9640006246	581.50
		5-07-651	OPERATING EXPENSES -	INVOICE# 9640006463	490.16
		5-07-651	OPERATING EXPENSES -	INVOICE# 9640006519	1,921.74
		5-07-651	OPERATING EXPENSES -	INVOICE# 9640006521	66.55
		5-07-651	OPERATING EXPENSES -	INVOICE# 9640006546	1,074.72
		5-07-651	OPERATING EXPENSES -	INVOICE# 9640006708	75.43
		5-07-651	OPERATING EXPENSES -	INVOICE# 9640006710	602.03
	EF FBO TEMPS PLUS, INC.	5-07-455	TEMP SERVICE WAGES	SANITATION	291.20
		5-07-455	TEMP SERVICE WAGES	SANITATION	728.00
		5-07-455	TEMP SERVICE WAGES	SANITATION	136.50
		5-07-455	TEMP SERVICE WAGES	SANITATION	291.20
		5-07-455	TEMP SERVICE WAGES	SANITATION	728.00
		5-07-455	TEMP SERVICE WAGES	SANITATION	27.30
		5-07-455	TEMP SERVICE WAGES	SANITATION	582.40
		5-07-455	TEMP SERVICE WAGES	SANITATION	582.40
		5-07-455	TEMP SERVICE WAGES	SANITATION	163.80
		5-07-455	TEMP SERVICE WAGES	SANITATION	728.00
		5-07-455	TEMP SERVICE WAGES	SANITATION	582.40
		5-07-455	TEMP SERVICE WAGES	SANITATION	145.60
		5-07-455	TEMP SERVICE WAGES	SANITATION	728.00
		5-07-455	TEMP SERVICE WAGES	SANITATION	270.40
		5-07-455	TEMP SERVICE WAGES	SANITATION	728.00
		5-07-455	TEMP SERVICE WAGES	SANITATION	358.80
		5-07-455	TEMP SERVICE WAGES	SANITATION	140.40
		5-07-455	TEMP SERVICE WAGES	SANITATION	728.00
		5-07-455	TEMP SERVICE WAGES	SANITATION	520.00
		5-07-455	TEMP SERVICE WAGES	SANITATION	728.00
		5-07-455	TEMP SERVICE WAGES	SANITATION	520.00
		5-07-455	TEMP SERVICE WAGES	SANITATION	145.60
		5-07-455	TEMP SERVICE WAGES	SANITATION	582.40
		5-07-455	TEMP SERVICE WAGES	SANITATION	728.00
		5-07-455	TEMP SERVICE WAGES	SANITATION	655.20
		5-07-455	TEMP SERVICE WAGES	SANITATION	582.40
		5-07-455	TEMP SERVICE WAGES	SANITATION	145.60
		5-07-455	TEMP SERVICE WAGES	SANITATION	728.00
		5-07-455	TEMP SERVICE WAGES	SANITATION	728.00
		5-07-455	TEMP SERVICE WAGES	SANITATION	136.50
		5-07-455	TEMP SERVICE WAGES	SANITATION	728.00
		5-07-455	TEMP SERVICE WAGES	SANITATION	291.20
		5-07-455	TEMP SERVICE WAGES	SANITATION	728.00
		5-07-455	TEMP SERVICE WAGES	SANITATION	136.50
	MEDICAL AIR SERVICES ASSOCIA	5-07-503	GROUP INSURANCE	SANITATION	56.00
				TOTAL:	92,734.91
PEST CONTROL FUND	VECTOR DISEASE CONTROL	5-20-602	CHEMICALS AND SUPPLI	SAN- INV# PI-A00015748	7,875.45
				TOTAL:	7,875.45

FUND: FIREMEN'S PENSION FU

DEPARTMENT	VENDOR NAME	GL ACCOUNT	ACCOUNT DESCRIPTION	DESCRIPTION	AMOUNT
NON-DEPARTMENTAL	CITY GENERAL FUND	207	GROUP INSURANCE W/H	HEALTH INSURANCE FIRE PENS	19.40
		207	GROUP INSURANCE W/H	HEART STROKE FIRE PENSION	100.44
		207	GROUP INSURANCE W/H	LIFE INSURANCE-FIRE PENSIO	18.96
		207	GROUP INSURANCE W/H	DENTAL FIRE PENSION	164.18
		207	GROUP INSURANCE W/H	VISION FIRE PENSION	45.16
	EFTPS	202	FEDERAL W/H PAYABLE	FEDERAL W/H	1,692.00
				TOTAL:	2,040.14

===== FUND TOTALS =====		
01	OSCEOLA LIGHT & POWER	2,003,080.45
02	CITY GENERAL FUND	948,251.46
03	STREET FUND	97,744.05
04	SANITATION FUND	106,138.85
07	FIREMEN'S PENSION FUND	2,040.14

GRAND TOTAL:		3,157,254.95

SELECTION CRITERIA

SELECTION OPTIONS

VENDOR SET: 01-City of Osceola
VENDOR: All
CLASSIFICATION: All
BANK CODE: All
ITEM DATE: 11/01/2024 THRU 11/30/2024
ITEM AMOUNT: 99,999,999.00CR THRU 99,999,999.00
GL POST DATE: 0/00/0000 THRU 99/99/9999
CHECK DATE: 0/00/0000 THRU 99/99/9999

PAYROLL SELECTION

PAYROLL EXPENSES: NO
EXPENSE TYPE: N/A
CHECK DATE: 0/00/0000 THRU 99/99/9999

PRINT OPTIONS

PRINT DATE: None
SEQUENCE: By Department
DESCRIPTION: Distribution
GL ACCTS: YES
REPORT TITLE: C O U N C I L R E P O R T
SIGNATURE LINES: 0

PACKET OPTIONS

INCLUDE REFUNDS: YES
INCLUDE OPEN ITEM:NO

2024 November
Osceola Light & Power Report

Preformed line maintenance through out the system this also included cutting trees.
Preformed meter reading.
Preformed disconnects for non payment.
Programmed new water meters that was put in service.
Building new line to HYBAR port.
Installed Christmas Lights.

Electric Work Orders

Poles Installed	8
Poles Removed	0
Transformers Installed	1
Transformers Replaced	2
Services Installed	2
Services Removed	2
Service Repaired	15
Street Lights Installed	3
Street Lights Removed	0
Street Lights Repaired	64
Line Locates	68

Meter Service Orders

Connects	30
Disconnects	34
Meter Changes	1
Occupant Change	26
Reinstate	69
Service Changes	0
Misc.	0
Meter Info.	0
Re-Reads	2
<u>Check for Leaks</u>	<u>21</u>

Total Meter Service Orders	183
-----------------------------------	------------

**OSCEOLA WATER & SEWER
MONTHLY REPORT
November, 2024**

Water Taps	2
Water Leaks	17
Fire Hydrants Repaired/Replaced	0
First Time Water Meters	2
Water Meters Replaced	0
Water Lines Installed	0
Pumps Repaired	0
Sewer Taps	0
Manholes Repaired	0
Sewer Lines Repaired	1
Sewers Unstopped	20
Sewer Lines Installed	0

Tim Jones, Superintendent
Water & Wastewater Distribution

OSCEOLA FIRE DEPARTMENT

MONTHLY FIRE REPORT

2024

The Osceola Fire Department responded to (28) alarms in the month of November
The runs are as follows:

	MONTH	YTD
Structure Fire	2	24
Vehicle/Machinery Fires	0	13
Brush/Grass/Trash Fires	3	39
MVA / Law enforcement Assist	2	38
Lift Assist/Medical Assist	5	58
Community Assist/good intent	4	28
Confined Space Standby	2	53
Mutual Aid	1	5
Rescue/Extrication	0	9
Electrical Equipment	1	14
Liquid/Chemical Spill/leak	0	3
Flammable Gas	2	10
Alarm Malfunction	2	21
Fire Alarm	4	96
Malicious False Alarm	0	0
Smoke scare	0	12
	0	0
TOTALS	28	423

Injuries 0
Deaths 0

Respectfully submitted,

Peter Hill Chief
Osceola Fire Dept.

OSCEOLA POLICE DEPARTMENT

Monthly Report for

11/01/2024-11/30/2024

**William Foster
Chief of Police**

T/P	\$ 19,780.60
Bonds	<u>\$ 16,195.00</u>
	<u>\$ 35,975.60</u>

11/01/2024 to 11/30/2024
6105
<u>\$ 34,515.97</u>

TP & BONDS SUMMARY:

MCSO	\$2,536.78
JMF	\$ 2,688.10
FINE	\$ 18,033.50
CITY ORD	\$230.00
CRIMINAL	\$1,983.72
DWI	\$ 606.00
Domestic Violence Shelter fund	\$ 50.00
Drug Fees	\$ 20.00
Misdemeanor Drug Cost	\$ 140.00
Seat Belt	\$ 297.00
Safety Enhancement Fee	\$ 125.00
TRAFFIC	\$ 3,977.00
Finance Charge	\$ 5,318.50
Public Defender Fee	\$ -
CK to District Court Automation Fund	\$ (1,329.63)
Ck to Court for Drug Fees	\$ (160.00)
TOTALS	<u>\$ 34,515.97</u>

OSCEOLA POLICE DEPARTMENT
BONDS & FINES ACCOUNT
November

Register Ending Balance	\$	34,285.58	
	\$	-	
Bonds Payable	\$	19,960.00	
General	\$	11.87	
Bond Refund			
Checkbook Balance		<hr/>	\$ 23,912.68

**OSCEOLA POLICE DEPARTMENT
GENERAL FUND INCOME
November**

<u>INCOME</u>	<u>August</u>	<u>Year to Date</u>
Automation Fund (paid to District Court)	(\$1,329.63)	\$ (15,321.35)
Bail Bond Fees	\$ 120.00	\$1,360.00
Bonds Paid to OMC	\$ 16,195.00	\$177,100.00
Credit Card Fees		\$45.00
Drug Fees (paid to District Court)	\$160.00	-\$1,104.00
Fines & Cost pd to OMC	\$ 19,780.60	\$212,123.54
Freedom of Information	\$ -	\$0.00
Interest Earned	\$ 11.87	\$75.03
Miscellaneous	\$ -	\$335.00
Postage	\$ -	\$0.00
Rebate	\$ -	\$76.04
Restitution to OPD	\$ 98.00	\$98.00
SCC/Civil Services	\$ -	\$0.00
Unclaimed Restitution	\$ -	\$0.00
Yard Sales	\$ 5.00	\$95.00
	-	
Sub-Total	<u>\$35,040.84</u>	<u>\$374,882.26</u>
 <u>DETENTION FACILITY INCOME:</u>		
Background Checks	\$ -	\$30.00
Fingerprints	\$ 15.00	\$150.00
Incident Reports	\$ 150.00	\$795.00
Jail Board		\$ 43,200.00
Misc/Comm balances unclaimed	\$ -	\$11.00
Vin Inspection	\$ -	\$4,656.00
Work Release	\$ 140.00	\$290.00
Sub-Total	<u>\$305.00</u>	<u>\$49,132.00</u>
Grand Total	<u>\$35,345.84</u>	<u>\$424,014.26</u>

TP \$19,780.60
BP \$16,195.00
\$35,975.60

11/01 - 11/30/2024
CK# 6105

	TOTAL	F&C	Bonds
MCO	\$2,536.78	\$966.78	\$1,570.00
DRUG FEE	\$20.00	\$20.00	\$0.00
DVSF	\$50.00	\$50.00	\$0.00
JMF	\$2,688.10	\$938.10	\$1,750.00
F	\$18,033.50	\$7,943.50	\$10,090.00
CO	\$230.00	\$50.00	\$180.00
CR	\$1,983.72	\$1,008.72	\$975.00
DW	\$606.00	\$606.00	\$0.00
MD	\$140.00	\$140.00	\$0.00
SB	\$297.00	\$77.00	\$220.00
SE	\$125.00	\$50.00	\$75.00
TR	\$3,977.00	\$2,642.00	\$1,335.00
FC	\$5,318.50	\$5,318.50	\$0.00
	<u>\$36,005.60</u>	<u>\$19,810.60</u>	<u>\$16,195.00</u>

Beg Ckbk Bal \$34,285.58
Tot TP/BP \$36,005.60
Restitution \$98.00
Gen Rec \$305.00
Interest \$11.87
End Ckbk Bal \$23,912.68

Total Open Bonds Report
\$19,960.00

City of Osceola

CODE ENFORCEMENT, BUILDING INSPECTION, and HOUSING REPORT

Ray Williams

12/3/24

Elizabeth Mosley

November Report

Report: Code Enforcement & Building Inspection

Code Enforcement

- Complaints for code violations reported and some are still being dealt with.
- Code violations/complaints listed on separate pages.

Building Inspection

The Building Inspection and permit department have a total of twelve new permits issued. We have issued (3) commercial building permits, (6) residential building permits, (1) HVAC permit, (0) electrical permits, (1) plumbing permit, (1) sign permit.

(1) Privilege license issued for new business at 922 W. Keiser Ave.

- Inspections continue at the Holiday Inn being built on W. Keiser. Electrical, plumbing, and fire codes inspections.
- 4 plex apartments under construction on Arrowhead Cove. A new contractor has purchased a permit, building has resumed on this property. Framing inspections and fire wall inspections have been done.
- 2 new houses being built on W. Ford St. Building continues.
- 2 new duplex apartments being built on E. Johnson. Building continues.

- **Permit for a remodel of the old Newcomb Drugstore bldg. at 100 E. Hale Ave.**
- **Permit issued to new contractor for the Carter Center being built by OHA on Coston St.**

Permits, Codes, and Inspection information are located on the city website www.OsceolaArkansas.com.

NOVEMBER CODE VIOLATIONS SUMMARY

[illegible]

NOVEMBER CODE VIOLATIONS SUMMARY

[illegible]

NOVEMBER FULL COMPLIANCE LIST OF PROPERTIES

DATE OF VIOLATION	TENANT/OWNER	PROPERTY ADDRESS	VIOLATION GIVEN	CORRECTION DUE DATE	NOTES
05/13/2024	AFZAL TRADERS LLC	0 W HWY 140 KEISER	5.12.03	05/30/2024	VINES REMOVED
05/13/2024	AKDAS CORPORATION	1080 W KEISER	5.12.03	05/30/2024	WEEDS CUT TRASH REMOVED
10/23/2024	RESHEEDAH BINGHAM	404 LAVAJ0	5.12.03	10/28/2024	GRASS MOWED
07/20/2024	ADELE & ANDREW BLACK	607 W UNION	5.12.03	07/01/2024	VINES REMOVED
08/22/2024	DYLAN CALVERT	206 E SHADOW	5.12.03	11/10/2024	EASEMENT MOWED
10/10/2024	DERRICK DEASON	143 KEN	5.12.03	10/17/2024	GRASS MOWED
10/29/2024	GARY, SUZZANE FOX	160 & 162 W CIRCLE DR	5.12.03	IMMEDIATELY	TRASH CARDS LEFT
08/23/2024	DANIEL GEORGE	509 S WALNUT	5.12.03	09/01/2024	SPRAYED BY GRIGGS
07/29/2024	BRIAN FOREMAN	E SHADOW	5.08.01	NUMEROUS	VEHICLE TOWED OFF STREET
10/23/2024	MARIO GONZALEZ	402 LAVAJ0	5.12.03	10/28/2024	YARD MOWED
09/24/2024	DANIEL HAMM	116 N ASH	5.12.03	NUMEROUS	YARD MOWED
07/03/2024	MARTHA JOHNSON	227 SHIPPEN	5.04.01 & 5.12.3	07/15/2024	YARD MOWED
10/11/2024	BRINQUE JONES	149 DIANE DRIVE	5.08.01	10/18/2024	VEHICLE REMOVED
04/04/2024	MARY JONES	302 BEL-AIR	5.08.01 & 5.12.03	NUMEROUS	3 VEHICLES TOWED ON 11/07
10/09/2024	ROSE JONES	136 KEN DRIVE	5.08.01	10/24/2024	VEHICLE REMOVED
06/20/2024	KENNEMORE REAL ESTATE	603 W UNION	5.12.03	07/01/2024	WEEDS AND VINES REMOVED
10/07/2024	TERESA LETTERMAN	500 HILL	5.12.03	10/15/2024	YARD MOWED
10/29/2024	ROBERT LOGAN	105 RACHEL CIR	5.12.03	IMMEDIATELY	PAPER PICKED UP PLACED IN CONTAINER
10/10/2024	LATISHA MAY	145 DIANE	5.12.03	10/17/2024	YARD MOWED
07/03/2024	TURNER MCDAY	228 E KEISER	5.12.03	07/15/2024	YARD MOWED
08/29/2024	MILTON MILLER	424 W SEMMES	5.08.01	09/15/2024	VEHICLE REMOVED
07/25/2024	RICO MOORE	205 E ALICIA	5.12.03	NUMEROUS	WEEDS CUT
08/07/2024	ERVIN MOSLEY	106 DIXON	5.12.03	08/14/2024	MOWED AND MOVED
10/11/2024	MARY PARNELL	147 DIANE DRIVE	5.08.01	10/18/2024	VEHICLE REMOVED
10/23/2024	ROBERT PELTS	1720 W KEISER	5.12.03	11/01/2024	YARD MOWED
07/03/2024	CURLEY REED	1005 NORTH DRIVE	5.12.03	07/15/2024	YARD MOWED
08/23/2024	LUIS REYES	805 NORTHGATE	5.12.03	08/26/2024	YARD CLEANED UP
05/13/2024	RISING STAR INVESTMENTS	926 W KEISER	5.12.03	05/30/2024	YARD MOWED
10/29/2024	JUNEY SMITH	165 W CIRCLE DRIVE	5.12.03	IMMEDIATELY	TRASH CARDS LEFT
10/11/2024	ROCKY SMITH	132 CARRIAGE DRIVE	5.08.01 & 5.12.03	NUMEROUS	YARD MOWED, TRASH PICKED UP VEHICLES TAGGED

NOVEMBER FULL COMPLIANCE LIST OF PROPERTIES

10/07/2024	ZACHARY SMITH	202 ALFALFA	5.12.03	10/21/2024	YARD MOWED TRASH REMOVED
07/03/2024	CAROLYN TUCKER	LAVAJO COURT	5.12.03	07/15/2024	PROPERTY MOWED
10/18/2024	VEASLEY TEMP	306 E SHADOW APT A	5.08.01	10/31/2024	VECHICLE MOVED
11/05/2024	KENNETH WILLIAMS	417 W BARD	5.08.01 & 5.12.03	IMMEDIATELY	VEHICLE REMOVED AND TRASH PICKED UP
10/11/2024	JASMINE WIDENER	100 CHERRY DRIVE	5.12.03	10/18/2024	TRASH PICKED UP
10/14/2024	JOYCE WOODSON	434 SEMMES	5.08.01	10/21/2024	VEHICLE MOVED AND TAGGED

Golf Department

December 2024

We are continuing to designate and trim trees around the course as needed and have finalized our plan for the driving range clear-out. We will begin the clear-out on Monday the 9th. We are still mowing over our greens, tee boxes, and approaches to keeping them clean for golfers on our pretty days. We will also begin to unhouse our greens covers and get them ready to be used once the weather dictates that they should be put on. These tarps help protect our greens from freezing weather since the height of cut is so much shorter compared to the rest of the course. Along with the tree trimming we have some bridge work to do on the number five cart bridge that we will be doing in the coming month. All sprinkler system pop in valves will be flagged over the next couple months so we don't lose sight of them over the winter. We have started to prepare our early orders for on-course materials such as flags, flagsticks, and tee markers along with in-season chemicals. We have also started to prepare for pro shop stock for the coming year. We have received two of the three carts back from Ladds. Repairs were needed on all three to get back operational. We have sent in a few pieces of equipment to Ladds for winter servicing that will return at the beginning of the new year. We will service the remainder of our equipment in the house with the exception of sending our primary greens mower reels in for grinding after clean up mowing is finished for the year. It has been a great year for our hometown golf course, and we look forward to an even better season next year. Any questions please give me a call or come see us anytime.

Dylan Bowles
8705490189

ANIMAL CONTROL REPORT

NOVEMBER 2024

MONTH	
YTD	
DOG 6	111
CATS 5	48
OTHER 0	11
TOTAL 11	170
COMPLAINTS 25	288
CITATIONS 0	6
VERBAL WARNINGS 5	70
WRITTEN WARNINGS 10	37
DOG/CAT BITES 0	6

SUBMITTED BY PAULA EDWARDS WITH OSCEOLA ANIMAL SHELTER

Osceola Parks & Recreation

Dickie Kennemore Community Center

Director: Michael Ephlin

December 2024 Report

- **Community Center**
- **Tip Tap Toes Dance Class**
- **OPAR Winter Sports: Youth Boys & Girls Basketball**
- **Park Updates**

Community Center

With the new year we are still seeing growth at our community center. Many people are getting back into the routine of working out. It's good to see new members along with our regular crowd. The Arkansas State Police continues to give the Arkansas Driver's test on Thursday's and always has great participation. It is a busy December for our center. Tip tap Toes Dance has started back and will be in class on Monday and Wednesday nights. It's beginning to look a lot like Christmas at our center!! Our center is booked every weekend with Christmas parties and Birthday parties. The Junior Auxiliary will hold their Angel Tree event on Saturday December 21st. So proud to be a small part of that event. We continue to see growth at our center, which is a win for our quality of life.

OPAR's Tip Tap Toes Dance Class

OPAR's Tip Tap Toes Dance Class has begun hosting dance classes at our center. They meet on Monday & Wednesday nights from 5:00 PM – 7:15 PM. It is so great seeing all the kids back practicing dance. We really enjoy having this dance class at our center.

OPAR Winter Sports: Youth Boys & Girls basketball

Registrations began on November 1st for our winter sport: Youth Boys and Girls Basketball. Kids have until Sunday December 1st to get registered. We have begun the draft process and putting teams together. They will practice the month of December and play will begin on Monday January 6th. Our travel teams have already started playing with great success. It is going to be a great winter sport season.

Park Updates

Our OPAR crew has been working hard with trimming trees and getting leaves picked up from the many trees we have. We have also replaced all of the wooden boards on our picnic tables, especially in Rosenwald Park.

“Great Things Are Happening At Osceola Parks And Recreation, Come Out And Be A Part”.

Osceola Street & Sanitation Department Report for 2024

City Council Meeting: 12-16-24

From: Ed Richardson

Subject: Daily Operations

November Updates

Street, Sanitation, Compose, Mosquito Control Department Update

Sanitation department: All mechanical repairs in the sanitation department have been completed. The new front-end loader refuse truck should arrive at the end of this week and begin next week. We are having major problems with people dumping into private dumpsters. I'm going to make an asserted effort of addressing this problem, because this is affecting the city landfill expense. I will need to also place a dumpster order to cover the new businesses and replace the dumpsters that's unrepairable.

Street department: Now that the leave season is here our focus is to ensure leaves are being collected. This will help keep our storm drains clean and avoid drainage issues. If you have any pothole issues in your ward, please don't hesitate to call me or send me a list. We will continue to focus on our ditches throughout the fall and winter.

Forestry mulcher: We look forward to cleaning up a few overgrown areas throughout the city.

Compose – Composting is starting to fill up, so in the upcoming months I will be working on a plan of how we can possibly address this concern.

Luther Whitfield Cleanup Crew - Mr. Whitfield's team will focus heavily on the cleanliness of streets throughout the city. His focus will also be on the Keiser ditch and city ditches throughout the city making sure they stay free of litter.

Mosquito & Bird Control

Vector has done a good job controlling our mosquitos throughout the city. If you have any questions or concerns, please contact me.

Thank You,

Ed Richardson – Superintendent

Osceola Street, Sanitation, MRF & Mosquito Control Departments, Recycling

RESOLUTION 2024-____

**A RESOLUTION AUTHORIZING THE ISSUANCE OF AN IRREVOCABLE LETTER
OF CREDIT FOR THE CITY OF OSCEOLA, ARKANSAS**

WHEREAS, the Mayor and City Council, acting for and on behalf of the citizens of Osceola, Arkansas, have determined that there is a need for the City of Osceola to obtain an irrevocable letter of credit in the amount of one million dollars (\$1,000,000.00); and

WHEREAS, section eleven of the Agreement for Electric Service between Mississippi County Electric Cooperative and the City of Osceola, Arkansas will allow the City of Osceola to provide an acceptable irrevocable letter of credit in lieu of a deposit as here-to-described:

11. Deposit.

Osceola shall deposit with MCEC an amount equal to the estimated average monthly bill from MCEC. Deposit shall be made upon effective date of the Agreement. As an alternative, Osceola may provide an acceptable irrevocable Letter of credit in lieu of a deposit. The irrevocable letter of credit is subject to the approval of MCEC as to form, content, and provider based on the sole judgment of MCEC as to sustainability.

WHEREAS, the City of Osceola approved a proposal in 2023 to issue a letter of credit in the amount of \$1,000,000.00 from First National Bank of Eastern Arkansas. And First National Bank of Eastern Arkansas has offered to reissue the letter of credit for an annual fee amount of \$15,000; and

WHEREAS, the irrevocable letter of credit will be secured by a pledge of surplus utility system revenues.

THEREFORE, BE IT RESOLVED, that the Mayor of the City of Osceola and City Clerk/Treasurer are hereby authorized to extend and execute the letter of credit, security documents, and all other documents necessary and incidental thereto as required by First National Bank of Eastern Arkansas, and all such actions are hereby approved by the City Council of the City of Osceola.

Adopted and approved this 16th day of December, 2024 by the City Council of the City of Osceola.

Joe Harris Jr., Mayor

Jessica Griffin, City

Harbans Mangat

From: Taylor Lucius <tlucius@fnbea.com>
Sent: Friday, December 13, 2024 8:58 AM
To: Harbans Mangat
Subject: Letter of Credit

Good morning, Harbans!

We are pleased to offer the rate of 1.5% on the letter of credit for the City of Osceola. Please let me know if you have any questions.

Thank you,
Taylor Lucius
Assistant Vice President

Get [Outlook for iOS](#)

NOTICE: This electronic mail message and any files transmitted with it are intended exclusively for the individual or entity to which it is addressed. The message, together with any attachment, may contain confidential and/or privileged information. Any unauthorized review, use, printing, saving, copying, disclosure or distribution is strictly prohibited. If you have received this message in error, please immediately advise the sender by reply email and delete all copies.

RESOLUTION NO 2024 - ____

RESOLUTION TO OPEN A CERTIFICATE OF DEPOSIT ACCOUNT WITH FIRST NATIONAL BANK OF EASTERN ARKANSAS FOR THE PURPOSE OF INCREASING THE FINANCIAL SAVINGS OF OSCEOLA MUNICIPAL LIGHT AND POWER

WHEREAS, Osceola Municipal Light and Power, wishes to obtain a pre-approved interest rate of 4.75% for 6 months from First National Bank of Eastern Arkansas.

NOW, THEREFORE, be it resolved by the City Council of the City of Osceola, Arkansas, as follows:

SECTION 1. One separate account totaling \$250,000 will be established with First National Bank of Eastern Arkansas. The CD will be a pre-determined six-month term. Authorized signers for this account will be those as referenced in RESOLUTION 2022 - 52

SECTION 2. Establishment of this separate account is necessary to diversify the saving potential for the Osceola Municipal Light and Power.

PASSED AND APPROVED this 16th day of December 2024.

CITY OF OSCEOLA, ARKANSAS

BY: _____

Mayor Joe Harris Jr.

ATTEST

BY: _____

City Clerk Jessica Griffin

Harbans Mangat

From: Cody Shreve
Sent: Friday, December 13, 2024 8:49 AM
To: Harbans Mangat; Jane L Stanford; Krystal Elder
Subject: FW: CD Rates City of Osceola

From: Taylor Lucius <tlucius@fnbea.com>
Sent: Thursday, December 12, 2024 1:06 PM
To: Cody Shreve <cshreve@osceolaar.gov>
Subject: RE: CD Rates City of Osceola


Cody,

I have provided our list of rates below for a CD at \$250,000. Please let me know if you have any questions, and I will be glad to assist.

4.75% for 6 months
4.25% for 9 months
4.25% for 12 months
4.00% for 18 months
4.00% for 2&3 years

Thank you,

Taylor Lucius
Assistant Vice President
NMLS# 2337458
First National Bank of Eastern Arkansas
1460 W Keiser Ave
Osceola, AR 72370
Phone: (870)622-0400



First
National Bank
of Eastern Arkansas
Member FDIC

From: Cody Shreve <cshreve@osceolaar.gov>
Sent: Thursday, December 12, 2024 12:35 PM
To: Taylor Lucius <tlucius@fnbea.com>
Cc: Jane L Stanford <jstanford@osceolaar.gov>; Krystal Elder <kelder@tsncpa.com>
Subject: CD Rates City of Osceola
Importance: High

Taylor,

Can you tell me what your current CD rates would be for the City if we did a 250K CD? Need length and interest rate for each length. Can you provide this to me by COB tomorrow?

Sincerely,



Cody Shreve

Chief Operating Officer
City of Osceola

Phone 870-563-5245

Web www.osceolaarkansas.com

303 W Hale, Osceola, AR 72370

NOTICE: This electronic mail message and any files transmitted with it are intended exclusively for the individual or entity to which it is addressed. The message, together with any attachment, may contain confidential and/or privileged information. Any unauthorized review, use, printing, saving, copying, disclosure or distribution is strictly prohibited. If you have received this message in error, please immediately advise the sender by reply email and delete all copies.

NOTICE: This electronic mail message and any files transmitted with it are intended exclusively for the individual or entity to which it is addressed. The message, together with any attachment, may contain confidential and/or privileged information. Any unauthorized review, use, printing, saving, copying, disclosure or distribution is strictly prohibited. If you have received this message in error, please immediately advise the sender by reply email and delete all copies.

RESOLUTION NO. 2024-

**A RESOLUTION APPROVING QUOTE FOR STORMWATER ASSET MAPPING,
CLEANING, AND CCTV FOR THE CITY OF OSCEOLA**

WHEREAS, the City of Osceola accepted bids for work to be completed on the; and

WHEREAS, the project was budgeted in the 2025 City of Osceola Budget; and

WHEREAS, the City requested quotes from Arkansas-approved contractors/engineers for the project; and

WHEREAS, the quote is \$319,480.20 from TREKK. The contractor is certified by city hired engineering firm are attached; and

**NOW THEREFORE, BE IT RESOLVED BY THE CITY OF OSCEOLA. ARKANSAS
THAT THE**

Mayor is hereby authorized to execute a contract and issue a start work order for the improvement of infrastructure for the City of Osceola.

PASSED AND APPROVED THIS 16th DAY OF December 2024.

Joe Harris Jr., Mayor

ATEST

Jessica Griffin. City Clerk



City of Osceola Stormwater Asset Mapping and CCTV

Presented to: McClelland Consulting Engineers, Inc

Prepared by: TREKK Design Group, LLC

November 7, 2024

Proposal for services to be performed in the City of Osceola Arkansas to Map and CCTV stormwater assets.

Summary of Work

McClelland Consulting Engineers, Inc (MCE) has requested that TREKK Design Group, LLC (TREKK) provide a proposal to perform cleaning and CCTV of the stormwater pipelines in areas of recorded flooding. To facilitate the cleaning and CCTV, TREKK will need to perform pre-mapping of vertical and horizontal structures. TREKK was provided with a PDF map indicating areas of flooding with highlighted streets. TREKK was also provided with DWG files for stormwater assets. It was discussed that the areas of flooding are likely filled with debris and silt, diminishing, and disrupting proper stormwater conveyance. MCE has requested that TREKK evaluate the need for cleaning and TV. To maintain efficiency, lessen cost, and keep productivity high; TREKK is proposing field mapping services begin in advance of mobilizing CCTV/Clean crews. Areas of flooding, which lack asset mapping, will be completed as priority. This will allow TREKK to quickly assess debris present, cleaning needs, and produce mapping for the CCTV/Clean crew to work from. The TREKK CCTV/Clean crew will then clean and televise identified lines.

TREKK has estimated that approximately 48,000 linear feet (LF) of stormwater pipe may exist in areas noted to flood. TREKK has estimated that 28,900 LF can be cleaned and televised with the provided budget. TREKK is estimating the need for mapping of approximately 325 vertical structures to facilitate that work.

The following is a schedule of tasks and their corresponding labor estimations that TREKK will perform to facilitate the completion of the SOW.

TASK 100 - Project Management, Administration, and Meetings

101. Project Kick-off Meeting

TREKK will meet with the project team to discuss project workflow, objectives, and scheduling.

102. General Project Administration

TREKK's in-house project management, administration, budget tracking, and monthly billing.

103. Progress Reporting

Allows time for progress reporting by electronic means or through meetings to discuss.

TASK 200 - Field Mapping

201. Project Setup

TREKK shall utilize our data collection software, Fulcrum, and incorporate any existing GIS information to set up an interface for field technicians to collect data for GNSS Mapping.

TREKK GIS Analysts shall continuously update Fulcrum to allow for effective project tracking and scheduling.

202. Travel and Accommodation

TREKK will travel to the field study area approximately 189 mi from the Bryant AR office to the City of Osceola. Crews will seek local accommodation throughout the week and travel home on the weekend.

203. GNSS Location and Routing

TREKK will provide all labor and materials required to GPS locate vertical structures and determine routing of horizontal structures for approximately 325 Stormwater structures. Field work will utilize two (2) man crews for safety and efficiency. Work will be performed remotely from the surface of the structure using high accuracy GPS equipment and cameras.

TREKK assumes structures are not buried. If it is believed the structure is buried, the field crew will spend no more than 15 minutes searching for the structure using a metal detector to assist the search. The structure will be assigned a status of CNL (Can Not Locate) should we be unsuccessful. Routing will be inferred if surrounding structures support its existence.

Structures shall be accessible and free of obstructions, i.e., vehicles parked over top, branches and leave piles, locked behind fences, etc. The status for these will be set to CNA (Can Not Access) and TREKK will alert the client to coordinate a follow up revisit.

Raised structures more than four (4) vertical feet above grade will be assessed for safety prior to opening. Routing will be inferred should TREKK deem the structure unsafe to open. Technicians will not attempt to open structures with excessive damage to the frame or cover which poses a safety risk to the technician or has the potential to fall into the structure causing a blockage. The status will be set to CNO (Can Not Open), which includes structures which are seized or welded shut. Routing will be inferred.

TREKK assumes that all structures are located either on the pavement, sidewalk, or easy to access grassy areas and are public owned structures.

- i. TREKK crews will identify and digitally record any new structures discovered in TREKK's electronic forms. Nomenclature will be consistent with the existing naming convention.
- ii. High accuracy GNSS GPS location will be collected for the X, Y, and Z axis of existing and newly located structures. Minimum horizontal accuracy of 0.083-ft.
- iii. GPS observation points will be taken from the center of structure (lid, grate, outfall opening).
- iv. Terminating pipe positions within the structure are recorded relative to north.
- v. Connecting structures are assigned for each of the terminating pipes based on field observations and sonic testing.
- vi. TREKK crews will quickly assess the severity of debris present and assign a status of "Clean and CCTV" to the structures requiring cleaning. This will serve as a precursor to the arrival of the CCTV/Clean crew.

204. SewerVision Quickview

TREKK will utilize the Quickview camera to quickly assess the need for cleaning and CCTV. Quickview utilizes a powerful zoom camera and light to view extended distances into sewer pipes. Viewing distances are affected by obstructions and deflections, but generally average 30'-50' into the sewer pipe. This will provide a more comprehensive assessment of cleaning needs.

205. Revisits

Revisits will be completed for structures that are surcharged (water or debris) or cannot be accessed (CNA). Locations will be communicated to the client prior to return. Estimate 15% of total structures may require revisit.

206. QA/QC and Data Delivery

Quality control and assurance will be performed routinely to ensure GPS accuracy requirements, connectivity consistency, and quality photography/videography.

All inspections will be recorded on TREKK's electronic field forms and input into an excel deliverable and PDF site sheets produced. A geodatabase will be provided containing attributed point feature data for assets. Quickview imagery will be filed by asset ID and shared by external SharePoint for download.

TASK 300 - CCTV (Closed Circuit Television)

301. Project Setup

TREKK shall utilize our data collection software, Fulcrum, ArcGIS Online, and incorporate any existing GIS information to set up an interface for our field technicians. An ArcGIS Online map will be setup and consistently updated with Fulcrum data to provide mapping is areas lacking digitized assets and for the CCTV/Clean crew to work from.

TREKK GIS Analysts shall continuously update Fulcrum and ArcGIS Online to allow for effective project tracking and scheduling.

302. Equipment Mobilization and Maintenance

TREKK will travel to the field study area approximately 243 mi from the St. Louis MO office to the City of Osceola. Crews will seek local accommodation throughout the week and travel home on the weekend.

303. CCTV Inspection and Cleaning

TREKK will provide labor, equipment, software, and materials to complete closed circuit television (CCTV) inspection of approximately 28,900 linear feet of fifteen (15) inch to thirty-six (36) pipe for the stormwater collection system of Osceola. TREKK estimates televising 1,200 linear feet a day. Heavy cleaning will affect the amount of pipe televised in a day. The project will be billed at an hourly rate which means that the amount of heavy cleaning performed may affect the overall linear footage of pipe that can be televised within the budget. It is highly probable that areas experiencing flooding may have debris filled storm sewers that will require heavy cleaning. The purpose of this work is to provide detailed information on the condition of the storm sewer collection system in areas of flooding and to alleviate flooding that may be due to clogged or silt filled stormwater pipes.

TREKK assumes the following:

- i. There are inherent risks associated with camera inspection of sewer lines. TREKK will protect our equipment from damage or loss by appropriate field practices. We will not be able to inspect the wetted portion of the pipe. Cost associated with retrieval of equipment that is stuck in the pipe because of pipe construction, failure, or restrictions will be the responsibility of the owner, or specifically assigned to the owner by the Client.

- ii. TREKK understands there may be significant debris in the pipes as it was advised that highlighted areas on the provided map are experiencing flooding and stormwater structures are potentially silted in. TREKK will use various nozzles and techniques to clean these pipes. Because of the age, condition, or material of some pipes, cleaning may result in damage to the pipe or TREKK equipment. TREKK will discuss options with the Client when these pipes are identified. TREKK will coordinate the Jetting and cleaning schedules with the Client. We would like the option to work weekends as needed.
- iii. Access will be through existing manhole structures and other structures such as grated drains when dimensions allow. We will include the use of an easement machine to clean sections of sewer that cannot be reached from paved or drivable surface areas with heavy trucks. Pipe sections that cannot be accessed will be identified on a map.
- iv. Elevated structures or structures located in areas that cannot be safely accessed will be identified and alternative action plans implemented to address the line segment.
- v. Sections of sewer may not be observed if the sewer has shallow slopes, significant offsets, and sags in the line where water levels are high.
- vi. The CCTV inspection will document pipe conditions, identify pipe defects, and locate lateral locations and clock position.
- vii. A NASSCO Pipeline Assessment Certification Program (PACP) inspection will be followed during the CCTV inspection.
- viii. Light cleaning will be considered 3 passes or less. If additional passes or removal of obstruction, roots or tap cuts are needed to clean/inspect the line segments, it will become heavy cleaning. This will affect production but will not alter the hourly rate.
- ix. Heavy cleaning will be completed at the established hourly rate as the work will be billed hourly and not at a per linear foot price.
- x. TREKK will need access to water for jetting and cleaning through a fire hydrant. We will use our backflow preventer and will record the number of tank fills for volume of water used. We have assumed we will not be assessed a fee for the cost of water or a meter to perform cleaning.
- xi. TREKK would like the owner to assist with disposal of solids removed from collection system during cleaning. TREKK has assumed no cost will be incurred to dump solids collected during the CCTV inspections. If all of the sewers inspected have a significant amount of debris TREKK estimates approximately 600 cubic yards of debris could be generated.
- xii. Work cannot be completed during and immediately following heavy rain or when temperatures are below freezing.

CCTV Inspection

- xiii. If there is any obstruction in the pipe, blocking the CCTV camera, an attempt to remove the obstruction will be made and will be documented as heavy cleaning. If the obstruction cannot be removed, a reversal inspection will be attempted to the obstruction in the pipe. The obstruction and distance of the obstruction from the access structure and general pipe condition from access to the obstruction will be noted and the Client will be notified.

xiv. The speed of travel will be slow enough to inspect each pipe joint, tee connection, structural deterioration, infiltration and inflow sources, sediment intrusions and deposits, but would not at any time be faster than 30 feet per minute. Camera transporter speed can vary depending on many factors including, but not limited to pipe condition, weather, and flow in the pipe, type of camera and transporter and operator. TREKK will use a special tractor to allow the camera to be raised above the water level if required. Lighting conditions can vary in larger diameter pipes based on the surface conditions.

304. QA/QC and Data Delivery

Quality control and assurance will be performed to ensure consistent quality video, PACP defect coding, and GIS mapping.

TREKK will provide the Client a summary to document the study observations within 30 days of the fieldwork being completed. The summary will include a detailed PACP MS database, all CCTV video files, pipe reports and other photographs. They will be submitted in electronic format through the TREKK external SharePoint. Photos and videos can be provided via a portable storage device at request.

Fee Estimate



McClelland Consulting Engineers, Inc

24-0367 MCE Osceola Stormwater Mapping and CCTV

	Senior Professional Engineer	Industry Specialist III	Office Technician I	GIS Analyst III	Field Technician I	Field Technician II	Field Technician III	PMO Specialist II	Travel & Accommodation	Equipment Mobilization & Maintenance	CCTV & Clean (15 to 36-inch)	Labor Sub-Total	Units Sub-Total	TOTAL
Billing Rate	\$276.00	\$136.00	\$108.00	\$94.00	\$103.00	\$84.00	\$72.00	\$110.00	\$567.00	\$1,339.00	\$740.00			
TASK DESCRIPTION														
100 Project Administration	2	152	0	0	0	0	0	8	0	0	0	\$ 22,104.00	\$ -	\$ 22,104.00
101 Project Kick-off Meeting	2	16						8				\$ 2,728.00	\$ -	\$ 2,728.00
102 General Project Administration		120										\$ 17,200.00	\$ -	\$ 17,200.00
103 Progress Meetings		16										\$ 2,176.00	\$ -	\$ 2,176.00
200 Field Mapping	0	70	0	0	391	0	0	4	35	0	0	\$ 50,233.00	\$ 19,561.50	\$ 69,794.50
201 Project Setup		20						4				\$ 3,160.00	\$ -	\$ 3,160.00
202 Travel and Accommodation									30			\$ -	\$ 17,010.00	\$ 17,010.00
203 Stormwater Structure GPS					230							\$ 23,690.00	\$ -	\$ 23,690.00
204 SewerVision Quickview					110							\$ 11,330.00	\$ -	\$ 11,330.00
205 Revisits (~15% of Task 203-204)					51				5			\$ 5,253.00	\$ 2,551.50	\$ 7,804.50
206 QA/QC and Data Delivery		50										\$ 6,800.00	\$ -	\$ 6,800.00
300 Closed Circuit Televising (CCTV)	0	72	64	0	0	0	0	0	0	24	241	\$ 16,704.00	\$ 210,877.70	\$ 227,581.70
301 Project Setup		16	8									\$ 3,040.00	\$ -	\$ 3,040.00
302 Equipment Mobilization/Maintenance										24		\$ -	\$ 32,537.70	\$ 32,537.70
303 CCTV and Clean											241	\$ -	\$ 178,340.00	\$ 178,340.00
304 QA/QC and Data Delivery		56	56									\$ 13,664.00	\$ -	\$ 13,664.00
TOTAL HOURS	2	294	64	0	391	0	0	12	35	24	241			
BILLING RATE	\$276.00	\$136.00	\$108.00	\$94.00	\$103.00	\$84.00	\$72.00	\$110.00	\$567.00	\$1,339.00	\$740.00	\$ 89,041.00	\$ 230,439.20	\$ 319,480.20
TOTAL LABOR COST	\$557.00	\$39,984.00	\$6,912.00	\$0.00	\$40,273.00	\$0.00	\$0.00	\$1,320.00	\$19,561.50	\$32,537.70	\$178,340.00			

RESOLUTION NO. 2024-

**A RESOLUTION APPROVING THE QUOTE FOR HR SERVICES FROM JER HR
GROUP INVOLVING JOB CLASSIFICATION, JOB DESCRIPTION, AND HR
POLICIES FOR THE CITY OF OSCEOLA**

WHEREAS, the City of Osceola accepted quotes for services to be completed for HR services;
and

WHEREAS, the project was budgeted for the 2025 City of Osceola Budget; and

WHEREAS, the City requested quotes from Arkansas-approved/ AR Municipal League
approved vendors for the project; and

WHEREAS, the quote is \$20,000 from JER HR. The consultant is certified by the AR
Municipal League as an approved vendors and quote/description are attached; and

**NOW THEREFORE, BE IT RESOLVED BY THE CITY OF OSCEOLA. ARKANSAS
THAT THE**

The Mayor is hereby authorized to execute a contract for JER HR services for the City of
Osceola.

PASSED AND APPROVED THIS 16th DAY OF December 2024.

Joe Harris Jr., Mayor

ATEST

Jessica Griffin. City Clerk



**LETTER OF AGREEMENT BETWEEN JER HR GROUP LLC
AND CITY OF OSCEOLA / OSCEOLA MUNICIPAL LIGHT AND POWER**

Confidential

March 1, 2024

Jane Stanford
Human Resources Director
City of Osceola / Osceola Municipal Light and Power
303 W Hale Ave.
Osceola, AR 72370

THIS AGREEMENT was executed on the 1st day of March 2024, by and between City of Osceola/Osceola Municipal Light and Power hereinafter called "COS/CMLP" and JER HR Group, LLC hereinafter called "Consultant".

IN CONSIDERATION OF THE MUTUAL COVENANTS CONTAINED HEREIN, IT IS HEREBY AGREED BY THE PARTIES AS FOLLOWS:

The consultant will receive approximately 30 job descriptions from COS/CMLP's Human Resources Director. The consultant will transfer job descriptions into the DBCompensation software database for COS/CMLP. The consultant will evaluate received job descriptions and value of each job description using the 15-factor job rating system in the DBCompensation software. Consultant and COS/CMLP's Human Resources Director will review draft job ratings for the received job descriptions and fine-tune final job ratings.

The consultant will obtain market pay data for approximately 30 job titles based on the job descriptions sent by COS/CMLP. We will request and compile market base pay data from other local and regional municipal organizations, electric providers, and private and public salary sources. The market pay study will include market pay study tables, exhibits and a summary report.

During a period of about 60 to 90 calendar days with a start date of March 1, 2024, the consultant will obtain, review, and organize all job ratings, employee census and market pay data received into comparative analysis spreadsheets, tables, graphs, and study output exhibits. This study will evaluate COS/OMLP's pay competitiveness with municipal/electric utility organizations and other market pay sources for the SCL positions.

The professional fee to complete this project will be \$15,000 based on 30 job descriptions/titles. The professional fee for additional jobs beyond 30 will be \$500 for each additional job. The fee includes presenting the study findings and recommendations to COS/OMLP's Executive Team. An engagement fee

of \$5,000 will be due and payable upon approval of this proposal. A second fee of \$5,000 upon completion of job ratings for the received job descriptions/titles for up to 30 jobs. The final \$5,000 will be due and payable upon delivery of draft and final pay study exhibits and report. Additional COS/OMLP jobs beyond 30 will be invoiced at a professional fee rate of \$500 per job.

If this letter of agreement meets with your expectations, please sign below, and send a copy by email to Blair Johanson, blair@jerhrgroup.com. We are looking forward to working with COS/OMLP's Executive team on this timely project.


Professional Services

JER HR Group will use its best efforts to achieve the desired results for COS/OMLP's market pay study. The recommendations and opinions provided are based on general human resource management fundamentals, practices and principles and are not legal opinions or guaranteed outcomes.

Confidentiality

To protect attorney-client confidentiality and since JER HR Group is not a law firm, if an employee files a charge with a governmental agency, retains an attorney to handle an employment dispute or files a lawsuit, we recommend that COS/OMLP consult legal counsel to assist in the matter. In addition, if COS/OMLP needs legal advice as opposed to Human Resource Consulting, COS/OMLP should seek advice from legal counsel.

Regards,



Mahesh Kumar
Managing Director

Accepted By:

CITY OF OSCEOLA
OSCEOLA MUNICIPAL LIGHT AND POWER

Date



Compensation and Classification Market Study

Pricing Estimate for City of Osceola/Osceola Municipal Light & Power

Date: 10/04/2024

Prepared by: Rodney Hulsey/Kim Guerra

50 Position Titles

	Qty	Price per unit	Totals
Project Initiation Phase (fixed price), includes:	1	\$ 1,500.00	\$ 1,500.00
Meetings		included	
Obtain background information		included	
Review current Compensation Philosophy, Policies and Practices		included	
Classification (Job Analysis/Job Evaluation) Phase, includes:	50	\$ 125.00	\$ 6,250.00
Review Job Descriptions, Org Charts, Financial Data, etc.		included	
Review scoring for 15 factors for jobs being Re-Evaluated (40 Jobs)		included	
Assign scoring for 15 factors for jobs being Newly Evaluated (10 Jobs)		included	
Assign job values		included	
Presentation to key stakeholders		included	
Compensation Phase, includes:	50	\$ 215.00	\$ 10,750.00
Job Matching to Published Market Surveys (Arkansas Municipal League, Arkansas Municipal Power Authority, American Public Power Association, ERI, CompAnalyst)		included	
Conduct Analysis and develop proposed new pay ranges		included	
Review for Internal Equity and External Competitiveness		included	
Recommend Pay Plan Adjustment Strategy		included	
Required Significant Deliverables (fixed price), includes:	1	\$ 1,500.00	\$ 1,500.00
Initial Drafts Reports submitted for Client Review		included	
Make changes and finalize reports		included	
Presentation of Final Reports to Key Stakeholders		included	
Recommendations for Compensation Philosophy, Policies and Practices		included	
Optional Software License*		not included	
Optional Travel (up to two, one-day, on-site visits for one consultant)	0	\$ 4,000.00	\$ -
TOTAL FOR SALARY SURVEY AND COMPENSATION WORK			\$ 20,000.00

ORDINANCE NO.

**AN ORDINANCE ALLOWING CHICKENS WITHIN THE CITY LIMITS OF THE
CITY OF OSCEOLA AND FOR OTHER PURPOSES**

WHEREAS, owning or possessing of chickens within the city Limits of the City of Osceola is currently prohibited: and

WHEREAS, the Osceola City Council has deemed it in the best interest of the city to allow chickens subject to certain restrictions:

NOW, THEREFORE, BE IT ORDAINED BY THE CITY COUNCIL OF THE CITY OF OSCEOLA ARKANSAS:

SECTION 1. It shall be unlawful for any person to permit or allow any domesticated fowl to run at large within the corporate limits of the city.

SECTION 2. It shall be lawful for any person to keep, permit, or allow fowl within the corporate limits or the City in all zones under the following terms and conditions:

- A.** All poultry within the corporate limits of the City shall be maintained in suitable houses, pens, or other enclosure by the owner or person having responsibility for the care and maintenance
- B.** Every poultry house maintained within the City shall be kept in a clean, sanitary condition and must be cleaned on a regular basis to prevent offensive odors.
- C.** No more than six. (6) hens shall be allowed for such single-family dwelling. No birds shall be allowed in multifamily complexes, including duplexes or apartments.
- D.** No roosters shall be ALLOWED.
- E.** There shall be no slaughtering of birds.
- F.** All fowl must be at all times kept in a secure enclosure. Secure enclosure shall include a self-Contained coop and within n fenced in yard. A fenced in yard shall only suffice as an enclosure if said fence is constructed from a solid. non-permittable built with either solid wood, metal. or plastic components.
- G.** The coops must be situated at least 25 feet from the nearest neighbor's property.
- H.** People wishing to keep fowl within the city must obtain a permit from Osceola Animal Shelter. An inspection will be scheduled by Osceola Animal Shelter and if approved, the permit holder must pay an annual fee of \$50. of the poultry.
- I.** Fowl currently existing in the city shall not be grandfathered or permitted to remain after the effective date of this Ordinance.
- J.** As part of the application process, a permit requires the notice and signature of each property owner directly connected to the applicant's property.

SECTION 3. Any fowl found running at large shall be presumed to have been allowed or permitted to do so by the owner or person having charge of the fowl. If Osceola Animal Control should find a fowl running at large, they are hereby authorized and empowered to summoning the owner or person having control of the fowl into court for allowing the fowl to run at large.

SECTION 4. Any person convicted of violating the provisions of this Ordinance shall be deemed guilty of a misdemeanor and shall be subject to a fine not to exceed \$1,000.00 and revocation of City permit if deemed necessary by the Osceola District Court.

SECTION 5. All ordinances in conflict herewith are repealed to the extent of the conflict.

SECTION 6. This ordinance shall be in full force and effect thirty (30) days from the date of its passage and approval.

ADOPTED THIS 16th DAY OF DECEMBER 2024

Mayor, Joe Harris Jr.

ATTEST:

Osceola, City Clerk

RESOLUTION NO. 2024-

A RESOLUTION AUTHORIZING THE PURCHASE OF RADAR EQUIPMENT USING ARKANSAS DEPARTMENT OF PUBLIC SAFETY GRANT FUNDS

WHEREAS, the Osceola Police Department is committed to promoting public safety and reducing traffic violations within the City of Osceola; and

WHEREAS, the Arkansas Department of Public Safety has awarded a grant to the Osceola Police Department to enhance law enforcement capabilities and improve road safety; and

WHEREAS, the Osceola Police Department has identified the need for five (5) Stalker in-car radar units and two (2) handheld radar units to support traffic enforcement efforts; and

WHEREAS, the purchase of these radar units will be funded by the grant provided by the Arkansas Department of Public Safety.

NOW, THEREFORE, BE IT RESOLVED BY THE CITY COUNCIL OF THE CITY OF OSCEOLA, ARKANSAS:

1. **Authorization for Purchase:** The Osceola Police Department is hereby authorized to purchase five (5) Stalker in-car radar units and two (2) handheld radar units utilizing funds from the Arkansas Department of Public Safety grant.
2. **Compliance with Grant Terms:** The Osceola Police Department shall ensure that all purchases comply with the terms and conditions of the grant awarded by the Arkansas Department of Public Safety.
3. **Implementation:** The Police Chief or an authorized representative is authorized to oversee the purchase and installation of the radar equipment.
4. **Effective Date:** This resolution shall take effect immediately upon its adoption.

PASSED AND ADOPTED THIS 16th DAY OF DECEMBER 2024.

Joe Harris Jr.
Mayor, City of Osceola

ATTEST:

Jessica Griffin, City Clerk



Col. Mike A. Hagar
Secretary

State of Arkansas
Governor Sarah Huckabee Sanders

**DEPARTMENT OF PUBLIC SAFETY
RESEARCH AND PLANNING DIVISION**

1 State Police Plaza Drive
Little Rock, Arkansas 72209
Office: (501) 618-8235



Christopher Clem, Ph.D.
Director

**ARKANSAS PUBLIC SAFETY EQUIPMENT GRANT AWARD
APPROVED BUDGET**

Award Number: 25PSEG059

Osceola Police Department
401 West Keiser Ave
Osceola, AR 72370

CATEGORY 14: OTHER NECESSARY EQUIPMENT
(Radars)

\$25,075.00

TOTAL AWARD: \$25,075.00

- ❖ The following items will NOT be considered for funding and your awarded funds must not be used for these items:
- Salaries, overtime, fringe benefits related to salaries
 - Any Specialty Court
 - Real Estate
 - Vessel or Aircraft *(except for UAS/Drones in accordance with Act 252 of 2023)*
 - Firearms
 - Construction Projects
 - Buy Money

Congratulations on your 2025 DPS Public Safety Equipment Grant Program Award. We look forward to working with your agency to continue to improve community trust within the State of Arkansas. Please feel free to contact us by email at dps.rpgrants@dps.arkansas.gov or phone at (501) 618-8235 if you have any questions.



applied concepts, inc.

855 E. Collins Blvd
Richardson, TX 75081
Phone: 972-398-3780
Fax: 972-398-3781

National Toll Free: 1-800- STALKER

Inside Sales Partner: Brooke Journet
+1-469-656-8011
brookej@stalkerradar.com

QUOTE
#2092584

Page 1 of 1

Date: 08/08/24

Stephen Barlag
972-398-3780
stephen@a-concepts.com

Effective From : 08/08/2024

Valid Through: 11/06/2024

Lead Time: 45 working days

Bill To: Osceola Police Department 401 W Keiser Osceola, AR 72370-3638	Customer ID: 061037 Accounts Payable	Ship To: Osceola Police Department 401 W Keiser Osceola, AR 72370-3638	<i>FedEx Ground</i> Lieutenant Marvell Carr
--	---	--	--

Grp	Qty	Package	Description	Wrnty/Mo	Price	Ext Price
1	3	808-6125-00	Stalker Lidar RLR - w/BT, DL & FTC, 2 Batteries, D	24	\$2,775.00	\$8,325.00
Ln	Qty	Part Number	Description		Price	Ext Price
1	3	200-1602-53	Ruggedized RLR Lidar			\$0.00
2	6	200-1053-10	Lidar RLR Battery Cell, ACI Build			\$0.00
3	3	200-1092-01	Lidar RLR Dual Bay Battery Charger			\$0.00
4	3	035-0211-00	Soft Storage Bag			\$0.00
5	3	011-0002-00	Lidar Certificate of Accuracy			\$0.00
6	3	011-0231-00	Lidar RLR Quick Start Guide			\$0.00
7	3	057-1010-00	Label for Documentation Kit			\$0.00
8	3	035-0389-00	Lidar Shipping Box w/Foam			\$0.00
9	3	060-1000-24	24-Month Warranty			\$0.00
Group Total						\$8,325.00

Product	\$8,325.00	Sub-Total:	\$8,325.00
Discount	\$0.00	Sales Tax 0%	\$0.00
		Shipping & Handling:	\$0.00
Payment Terms: Net 30 days		Total: USD	\$8,325.00

001

This Quote or Purchase Order is subject in all respects to the Terms and Conditions detailed at the back of this document. These Terms and Conditions contain limitations of liability, waivers of liability even for our own negligence, and indemnification provisions, all of which may affect your rights. Please review these Terms and Conditions carefully before proceeding.



applied concepts, inc.

855 E. Collins Blvd
Richardson, TX 75081
Phone: 972-398-3780
Fax: 972-398-3781

National Toll Free: 1-800- STALKER

Inside Sales Partner: Brooke Journet
+1-469-656-8011
brookej@stalkerradar.com

QUOTE
2092582

Page 1 of 1

Date: 08/08/24

Stephen Barlag
972-398-3780
stephen@a-concepts.com

Effective From : 08/08/2024

Valid Through: 11/06/2024

Lead Time: 80 working days

Bill To: Osceola Police Department 401 W Keiser Osceola, AR 72370-3638	Customer ID: 061037 Accounts Payable	Ship To: Osceola Police Department 401 W Keiser Osceola, AR 72370-3638	<i>FedEx Ground</i> Lieutenant Marvell Carr
--	---	--	--

Grp	Qty	Package	Description	Wrnty/Mo	Price	Ext Price
1	5	807-0001-00	DSR 2X Radar with Fast Lock Remote	36	\$3,350.00	\$16,750.00

Ln	Qty	Part Number	Description	Price	Ext Price
1	5	200-0965-50	2X Counting Unit, 1.5 PCB, ARM Processor		\$0.00
2	5	200-1570-00	2X Modular OSC Display		\$0.00
3	5	200-1468-00	Dual DSR Ka Antenna		\$0.00
4	5	200-1468-01	2X Rear Antenna		\$0.00
5	5	200-0919-00	2X Fast Lock Remote w/Screw Latch		\$0.00
6	5	200-0769-00	25 MPH/40 KPH KA Tuning Fork		\$0.00
7	5	200-0770-00	40 MPH/64 KPH KA Tuning Fork		\$0.00
8	5	200-0648-00	Display Sun Shield		\$0.00
9	5	200-0243-00	Counting/Display Tall Mount		\$0.00
10	5	200-0244-00	Antenna Dash Mount		\$0.00
11	5	200-0245-00	Antenna Tall Deck Mount		\$0.00
12	5	155-2591-08	8 Foot Antenna Cable, IP67		\$0.00
13	5	155-2591-20	20 Foot Antenna Cable, IP67		\$0.00
14	5	200-0622-00	VSS Cable Kit		\$0.00
15	5	200-0619-00	2X Documentation Kit		\$0.00
16	5	006-0094-00	Fan Noise Suppression Addendum - 2X		\$0.00
17	5	035-0361-00	Shipping Container, Dash Mounted Radar		\$0.00
18	5	060-1000-36	36 Month Warranty		\$0.00

Group Total \$16,750.00

Product	\$16,750.00	Sub-Total:	\$16,750.00
Discount	\$0.00	Sales Tax 0%	\$0.00
Payment Terms: Net 30 days		Shipping & Handling:	\$0.00
		Total: USD	\$16,750.00

Vehicle Information:
2024 Dodge Durango

001

This Quote or Purchase Order is subject in all respects to the Terms and Conditions detailed at the back of this document. These Terms and Conditions contain limitations of liability, waivers of liability even for our own negligence, and indemnification provisions, all of which may affect your rights. Please review these Terms and Conditions carefully before proceeding.

RESOLUTION NO. 2024-

**A Resolution Authorizing the Purchase of Glock 47 MOS Weapon Systems for the
Osceola Police Department**

Whereas, the Osceola Police Department is committed to maintaining the highest standards of safety, security, and operational readiness in serving the community; and

Whereas, the department has determined the need to upgrade its standard issue weaponry to ensure officers are equipped with modern, reliable, and effective firearm systems; and

Whereas, the Glock 47 MOS weapon system has been evaluated and selected as the most suitable choice for the department's operational requirements; and

Whereas, United Police Supply, located in Jonesboro, Arkansas, has provided a proposal for the purchase of 30 Glock 47 MOS weapon systems at a competitive rate; and

Whereas, the funds for this purchase have been earmarked in the Osceola Police Department's 2025 budget and are available for this purpose;

Now, Therefore, Be It Resolved by the Osceola City Council that:

The purchase of 30 Glock 47 MOS weapon systems from United Police Supply in Jonesboro, Arkansas, is hereby authorized.

The total cost of the purchase shall not exceed \$35,000.00, the budgeted amount for the fiscal year 2025.

The funds for this purchase shall be drawn from the 2025 budget allocation for the Osceola Police Department.

The Chief of Police is authorized to execute the necessary agreements with United Police Supply to complete this transaction.

Passed and Adopted this 16th day of December, 2024.

Joe Harris Jr., Mayor

ATEST

Jessica Griffin, City Clerk

United Police Supply
701-C S. Gee St.
Jonesboro, AR 72401 US
(870)972-1575

Quote

Page 1

Account No.	Date	Ref No.
1055	12/03/24	41863

é %3 `` ë

Sold To

Osceola Police Dept
401 West Keiser Ave
Osceola, AR 72370

Clerk	Time	Station	PO Number	Ship Via	Est Delivery	Order Ref No.
Michael	4:14PM	55	47MOS, 508T AND GL-813			
Item	Description	Qty	Ship	Price	Extended	
00260935	GL-PA475S202MOS * Glock 47 Mos Fxd 5.5lb Le List Price \$478.00 Discount \$1,470.00	30	0	429.00 m	12,870.00	
00309549	HO-HE508T-RDX2 LEM * Holosun 508t Rd Lem List Price \$349.00 Discount \$1,152.00	30	0	310.60 m	9,318.00	
00308510	SS-GL813 * Amerglo GI813 XI Sights List Price \$89.00 Discount \$210.00	30	0	82.00 m	2,460.00	
00307686	KRL-7360RDS8972-481 * G47 Mos Holster	30	0	164.00	4,920.00	
00185858	SS-69260 * Tlr-1 HI List Price \$154.00 Discount \$150.00	30	0	149.00 m	4,470.00	
00307369	GL-BUY BACK G17 G5 * G17 Buyback Gen5	30	0	-275.00 T-	-8,250.00	
Total Qty		180	0			

		Freight	0.00
		Sub Total	25,788.00
		Tax 8.50%	2,893.23
		Total	28,681.23
		Received	0.00
		Balance	28,681.23

Quotes are good for 30 days