

AGENDA
OSCEOLA CITY COUNCIL REGULAR MEETING
September 18, 2023 - 5:00 pm
303 W. HALE AVENUE - COUNCIL CHAMBERS

1. PRAYER- Pastor Ousley
2. MEETING CALLED TO ORDER & ROLL CALL by City Clerk Jessica Griffin
3. ACTION: MINUTES: August 21st Regular Monthly City Council Meeting
4. REPORTS:
 - a. Chamber of Commerce
 - b. SHIFT, Museum, A& P Commission, and Main Street
 - c. Financial Report – Krystal Elder
 - d. ALL DEPARMENT REPORTS ARE IN PACKET
5. BUISNESS
 - a) Resolution: Elm St. CIPP Sewer Project – Tim Jones
 - b) Resolution: Condemn List: - Ray Williams
 - 115 E. Quinn
 - 212 Alfalfa
 - 214 Alfalfa
 - 109 Short Quinn
 - 211 Myron Kelly Dr.
 - 216 Myron Kelly Dr.
 - 532 W. Johnson St.
 - 225 N Quinn St.
 - 201 W. Union St.
 - 601 S. Poplar
 - 215 E. Keiser
 - 335 Elizabeth
 - c) Resolution: Annual Millage – Jessica Griffen
6. ANNOUNCEMENTS: Finance meeting Sept 28th @ 10am – 2023 Budget Discussion
7. ADJOURN

RESOLUTION NO. 2023- _____

BE IT RESOLVED BY THE CITY COUNCIL OF THE CITY OF OSCEOLA, ARKANSAS, in regular session assembled, that a 7.0 Mill tax for City purposes be and is hereby levied and assessed as indicated below against each 1 (one) dollar of value of the taxable real and personal property as said value is set and fixed for State and County purpose for the year.

_____ 5.0 _____ Mills for Maintenance and Operation

_____ 0.0 _____ Mills for Debt Service

_____ 1.0 _____ Firemen's Pension

_____ 1.0 _____ Policemen's Pension

_____ 0.0 _____ Other

_____ 7.0 _____ Total

PASSED AND APPROVED THIS 18TH DAY OF SEPTEMBER, 2023 IN REGULAR SESSION.

Joe Harris Jr., Mayor

ATTEST:

Jessica Griffin, City Clerk

CITY OF OSCEOLA CITY COUNCIL MEETING
OSCEOLA, ARKANSAS
REGULAR MEETING
August 21, 2023

The Osceola City Council met in Regular Session at the Council Chambers, located at 303 West Hale Avenue, Osceola, Arkansas. The meeting took place on August, 2023 at 5:00pm.

Officers present: Joe Harris, Mayor
David Burnett, City Attorney
Council Members Present: Linda Watson, Sandra Brand, Joe Guy, Tyler Dunegan, Donnie Pugh, Gary Cooper
Others Present: Krystal Elder

Meeting was called to order by Mayor Harris. Jessica Griffin called roll and all Council members were present.

Motion was made by Joe Guy and seconded by Tyler Dunegan to approve August minutes. All Council members were in favor.

Chamber of Commerce report was given.

SHIFT, Museum, A&P, and Main Street gave their reports.

A&P had a request in the total amount of \$19,834 for the cart show, travel magazines, National Night Out, funds for the parade. Motion was made by Tyler Dunegan and seconded by Joe Guy to approve the amount. All Council members were in favor.

Krystal Elder came forward with the financial report. (Details attached)

MONTHLY REPORTS ARE AS FOLLOWS:

Resolution was introduced and reads as follows:

RESOLUTION NO. 2023-32

**A RESOLUTION APPROVING PURCHASE OF A 2023 RAM CREW CAB 1500 4x4
FOR THE OSCEOLA ANIMAL CONTROL DEPT**

WHEREAS, the City of Osceola Animal Control Dept is in dire need of Replacing one vehicle;
and

WHEREAS, the vehicles ~~were~~^{was} budgeted in the 2023 City of Osceola Budget; and


WHEREAS, the City requested quotes from Arkansas-approved cooperative purchasing for the
vehicles and

WHEREAS, the quotes are \$36,929.00 for 2023 Ram Crew Cab 1500 4x4 and this quote is
attached; and

**NOW THEREFORE, BE IT RESOLVED BY THE CITY OF OSCEOLA, ARKANSAS
THAT THE**

Mayor is hereby authorized to purchase the vehicle listed above.

PASSED AND APPROVED THIS 21st DAY OF AUGUST, 2023.


Joe Harris Jr., Mayor

ATTEST


Jessica Griffin, City Clerk

Motion was made by Sandra Brand and seconded by Linda Watson to approve the resolution with amendment of selling other truck. All Council members were in favor.

Resolution was approved on the 21st day of August, 2023 and given number 2023-32.

The next resolution was introduced and reads as follows:

RESOLUTION NO. 2023-33

**RESOLUTION TO ADOPT A NEW CITY OF OSCEOLA
POLICY AND PROCEDURE MANUAL FOR THE CITY OF
OSCEOLA**

WHEREAS, the City of Osceola, Arkansas wishes to revise certain Personnel Policies and Procedures for all City employees.

NOW, THEREFORE, be it resolved by the City Council of the City of OSCEOLA, Arkansas, as follows:

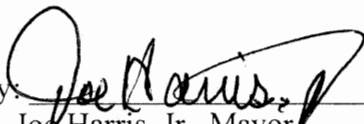
SECTION I. The Personnel Policy and Procedure Manual adopted by the City Council prior to November 2017 of the City of Osceola, Arkansas are hereby repealed. The Personnel Policy and Procedure Manual dated August 2023 for all City employees is hereby adopted and shall be in full force effective September 1, 2023.

SECTION II. There shall be hereafter one Personnel Policy and Procedure Manual that will apply to all employees. The Policy and Procedure Manual contained within are fundamental in character and are designed for the convenience and protection of the all employees, as well as to ensure professional and efficient business practices.

SECTION III. All Rules and Regulations, City of Osceola Personnel Policy and Procedure Manuals, and Resolutions, or parts thereof, in conflict herewith, are hereby repealed.

PASSED AND APPROVED this 21st day of August 2023

CITY OF OSCEOLA, ARKANSAS

By: 
Joe Harris, Jr., Mayor

ATTEST


Jessica Griffin, City Clerk/Treasurer

Motion was made by Joy Guy and seconded by Sandra Brand to approve resolution with corrections discussed. All Council members were in favor.

Resolution was passed on the 21st day of August, 2023 and given number 2023-33.

The next resolution regarding an easement was introduced and reads as follows:

RESOLUTION 8073-34

**A RESOLUTION ABANDONING A PORTION OF AN APPURTENANT
EASEMENT OWNED BY THE CITY AND DESIGNATING THE
REMAINDER OF THE EASEMENT FOR MUNICIPAL USES; AND FOR
OTHER PURPOSES**

WHEREAS, on or about November of 2002, the City of Osceola, Arkansas acquired certain real property located from Fruit of the Loom Arkansas, Inc. ("Fruit of the Loom") located at 1425 Ohlendorf Road, Osceola, Arkansas 72370 ("Manufacturing Facility"); and

WHEREAS, Fruit of the Loom previously purchased and recorded an easement to serve the Manufacturing Facility ("Easement"), a copy of which is attached hereto as Exhibit A; and

WHEREAS, upon purchase of the Manufacturing Facility, ownership of easements appurtenant to the Manufacturing Facility, including the Easement, conveyed to the City by operation of law as stated in *Wallner v. Johnson*, 21 Ark. App. 124 (Ark. Ct. App. 1987); and

WHEREAS, the economic development and use of real property is currently impeded by part of the Easement indicated on Exhibit B and should be released, sold, or abandoned, with the remainder of the Easement being dedicated to appropriate public purposes that benefit the City and its inhabitants; and

WHEREAS, under Ark. Code Ann. § 14-54-302(a)(1), the City has plenary authority to dispose of any real property interest that is owned or controlled by the City.

WHEREAS, the City acknowledges and affirms that the Easement was privately held by Fruit of the Loom, was not dedicated for public use, has not been used for utility services, and has not been used for other public purposes that would require adherence to the abandonment procedures for public streets, alleys, and easements found at Ark. Code Ann. § 14-301-301, et seq.

**NOW, THEREFORE, BE IT RESOLVED BY THE CITY COUNCIL OF
OSCEOLA, ARKANSAS, THAT:**

Section 1. The Mayor and City Clerk are hereby authorized to execute such documents as may be deemed necessary or advisable to release, sell, abandon, or otherwise dispose of such part of the Easement attached hereto as Exhibit A that inhibits the development and use of real property as generally depicted on Exhibit B.

Section 2. The Mayor and City Clerk are hereby authorized to execute such documents as may be deemed necessary or advisable to ensure the municipal use of such part of the Easement attached hereto as Exhibit A that is not abandoned under Section 1 of this Resolution.

Section 3. The provisions of this Resolution are hereby declared to be severable and if any section, phrase, or provision shall be declared or held invalid, such invalidity shall not affect the remainder of the sections, phrases, or provisions.

Section 4. This resolution shall be effective from and after the date of passage.

PASSED and APPROVED this _____ day of August, 2023.

Mayor

ATTEST:



City Clerk

[Seal]

Arkansas College
TO
FRUIT OF LOOMEASEMENT

FOR AND IN CONSIDERATION of the sum of Ten Dollars (\$10.00) and other good and valuable consideration, the receipt and sufficiency of which is hereby acknowledged, Arkansas College of Batesville, Arkansas, GRANTOR, does hereby grant to Fruit of the Loom Arkansas, Inc., and unto its successors and assigns forever, GRANTEE, a permanent right-of-way easement, twenty-five (25) feet in width, being twelve and one-half (12 1/2) feet on either side of the centerlines hereinafter described, to-wit:

Tract 1: A part of the Northeast Quarter (NE $\frac{1}{4}$) of Section 12, Township 12 North, Range 10 East; and a part of Section 7 and Section 8, Township 12 North, Range 11 East, Mississippi County, Arkansas, the centerline being described as follows:

Commencing at the Northwest corner of the Northeast Quarter (NE $\frac{1}{4}$) of Section 12, Township 12 North, Range 10 East, run South 89°49'27" East 1249.53 feet; thence South 00°33'40" West 8.40 feet to the point of beginning; thence South 89°51' East 2707.88 feet; thence South 65°48'50" East 1507.85 feet; thence South 58°27'40" East 1029.99 feet; thence South 60°05'40" East 254.26 feet; thence South 80°47'25" East 270.15 feet; thence South 23°07'25" East 559.84 feet; thence South 27°46'45" East 300.04 feet; thence South 33°46'45" East 2174.39 feet; thence South 54°10'20" East 395.00 feet; thence North 52°59'10" East 101.09 feet to the West line of the Mississippi River and the termination of this easement.

Tract 2: A part of Section 8, Township 12 North, Range 11 East, Mississippi County, Arkansas, the centerline being described as follows:

Commencing at the Northwest corner of the Northeast Quarter (NE $\frac{1}{4}$) of Section 12, Township 12 North, Range 10 East, run South 89°49'27" East 1249.53 feet; thence South 00°33'40" West 8.40 feet to the point of beginning; thence South 89°51' East 2707.88 feet; thence South 65°48'50" East 1507.85 feet; thence South 58°27'40" East 1029.99 feet; thence South 60°05'40" East 254.26 feet; thence South 80°47'25" East 270.15 feet; thence South 23°07'25" East 559.84 feet; thence South 27°46'45" East 300.04 feet; thence South 33°46'45" East 2174.39 feet; thence South 54°10'20" East 395.00 feet to the point of beginning; thence South 37°00'50" East 100.00 feet; thence North 52°59'10" East 101.09 feet to the West line of the Mississippi River.

Tract 3: A part of Section 8, Township 12 North, Range 11 East, Mississippi County, Arkansas, the centerline being described as follows:

Commencing at the Northwest corner of the Northeast Quarter (NE $\frac{1}{4}$) of Section 12, Township 12 North, Range 10 East, run South 89°49'27" East 1249.53 feet; thence South 00°33'40" West 8.40 feet to the point of beginning; thence South 89°51' East 2707.88 feet; thence South 65°48'50" East 1507.85 feet; thence South 58°27'40" East 1029.99 feet; thence South 60°05'40" East 254.26 feet; thence South 80°47'25" East 270.15 feet; thence South 23°07'25" East 559.84 feet; thence South 27°46'45" East 300.04 feet; thence South 33°46'45" East 2174.39 feet; thence South 54°10'20" East 395.00 feet; thence South 37°00'50" East 100.00 feet to the point of beginning; thence South 37°00'50" East 100.00 feet; thence North 52°59'10" East 101.09 feet to the West line of the Mississippi River.

566

IN WITNESS WHEREOF, the name of the GRANTOR has been hereunto affixed on this 10th day of January, 1990.

ARKANSAS COLLEGE

BY: John V. Griffith
PRESIDENT

ATTEST:

John I. Logan


ACKNOWLEDGMENT

STATE OF ARKANSAS,

COUNTY OF INDEPENDENCE:

On this day, before me, the undersigned, a Notary Public duly qualified and acting in and for the State and County aforesaid, personally appeared John V. Griffith and John I. Logan, known to me or satisfactorily proven to be the persons whose names are subscribed to the foregoing instrument, who acknowledged that they were the President and Vice President for Bus. Affairs, respectively, of Arkansas College, and the persons authorized on behalf of said College to execute the foregoing instrument, and that they had so signed, executed and delivered the same for the consideration, uses and purposes therein mentioned and set forth.

IN WITNESS WHEREOF, I have hereunto set my hand and official seal on this 10th day of January, 1990.



Charles J. Silberman
NOTARY PUBLIC

Commission expires:

5/1/94

THIS INSTRUMENT PREPARED BY:

FENDLER, GIBSON & BEARDEN
ATTORNEYS AT LAW

OSCEOLA, ARKANSAS 72370

CERTIFICATE OF RECORD
OSCEOLA DISTRICT

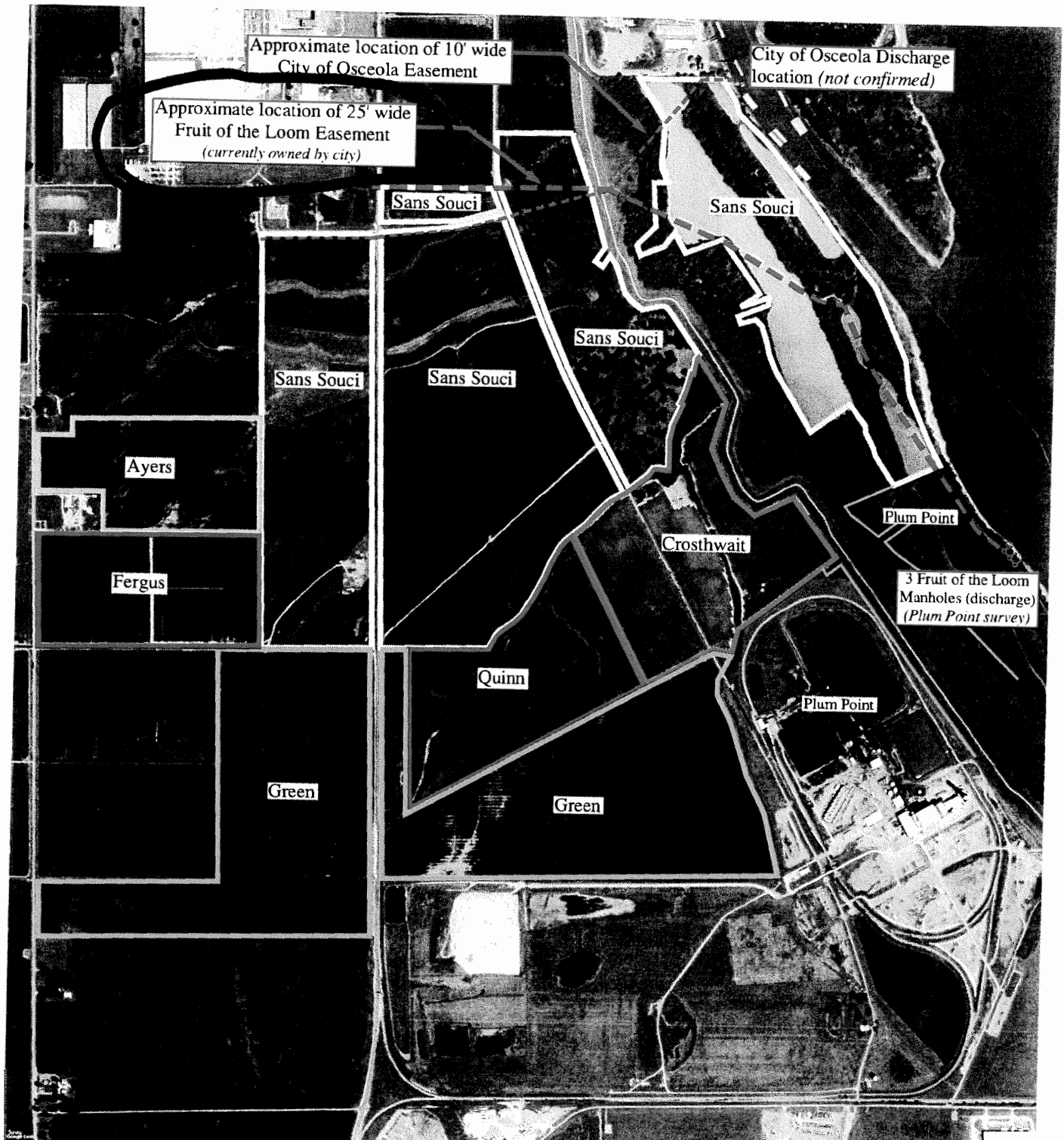
STATE OF ARKANSAS }
County of Mississippi } ss.

I DONNA DICICCO, Circuit and Chancery Clerk and Ex-Office Recorder for the County aforesaid, do hereby certify that the annexed and foregoing instrument of writing was filed for record in my office on this 16th day of January, A.D., 1990 at 2:00 o'clock P.M. and the same is now duly recorded, with acknowledgments and certificates thereon, in Record Book 221 Page 565.

IN WITNESS WHEREOF I have hereunto set my hand and affixed the seal of said Court, this 16th day of January, 1990.

DONNA DICICCO, Circuit Clerk
and Ex-Office Recorder.

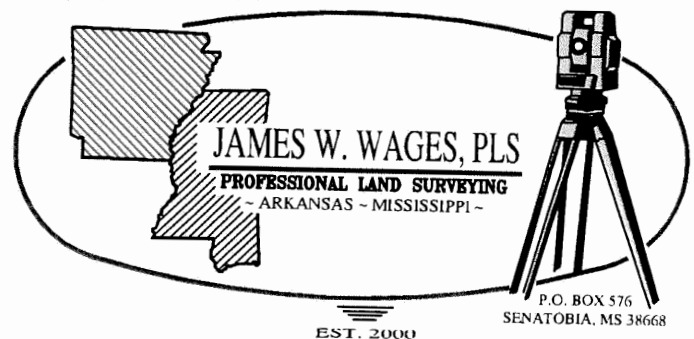
BY Donna Dicicco D.C.



PRELIMINARY

Fruit of the Loom Easement
location as described in DB 221 Pg 565
and

City of Osceola Easement
location as described in DB 214 Pg 392
Issued for review (2/1/23)



Motion was made by Sandra Brand and seconded by Joe Guy to approve the resolution. All Council Members were in favor.

Resolution was passed on the 21st day of August, 2023 and given number 2023-34.

Motion was made by Joe Guy and seconded by Tyler Dunegan to introduce the next Ordinance by title only. All Council members were in favor.

Jessica introduced the ordinance by title only.

ORDINANCE NO. 2023-13

AN ORDINANCE ACCEPTING THE ANNEXATION OF CERTAIN TERRITORY TO THE CITY OF OSCEOLA ARKANSAS AND MAKING SAME A PART OF THE CITY OF OSCEOLA, ASSIGNING SAME TO A WARD, AND ASSIGNING A ZONING DESIGNATION.

WHEREAS, a Petition was filed pursuant to Ark. Code Ann. § 14-40-609 for the annexation of certain territory into the City of Osceola, Arkansas, and

WHEREAS, the County Assessor and the County Clerk of Mississippi County, Arkansas issued a Verification of Petition for Annexation Pursuant to Ark. Code Ann. § 14-40-609 verifying the Petition meets the requirements of Ark. Code Ann. § 14-40-609(b)(2) and presented the Petition and their verification to the County Judge of Mississippi County, Arkansas; and

WHEREAS, the County Judge has (i) reviewed the Petition and verification for completeness and accuracy, (ii) determined that no enclaves will be created by the annexation, (iii) confirmed that the Petition contains a schedule of services; and (iv) issued an order articulating these findings, authorizing annexation pursuant to Ark. Code Ann. § 14-40-609, and forwarded the Petition and order to the Mayor of the City of Osceola; and

WHEREAS, the City Council of the City of Osceola desires that the subject territory be annexed and become a part of the city.

NOW, THEREFORE BE IT ORDAINED BY THE CITY COUNCIL OF THE CITY OF OSCEOLA, ARKANSAS:

Section 1. That the property described on the attached Exhibit A is contiguous to the City of Osceola, and that the same be and is hereby accepted as part of, and annexed to and made a part of the City of Osceola, Arkansas.

Section 2. That the following schedule of services shall be extended to the area by the City of Osceola within the statutorily required three (3) year period after the date the annexation becomes final, as follows: (i) police protection, (ii) fire protection, (iii) potable water service, (iv) sanitary sewer service, and (v) electric service to certain portions of the property to be annexed.

Section 3. That the above-described territory shall be annexed and made a part of Ward 1 of the City of Osceola, and the same shall henceforth be a part of said ward as fully as existing parts of said ward.

Section 4. That the above-described territory shall be zoned Steel Industrial (I-S) to be used in accordance with the City of Osceola zoning regulations and the laws of the State of Arkansas.

Section 5. Thirty (30) days after passage of this Ordinance, the annexation shall be final, and the property described in this Ordinance shall be within the corporate limits of the City of Osceola except as otherwise ordered by the Circuit Court of Mississippi County pursuant to a cause of action filed within said thirty (30) day period pursuant to Ark. Code Ann. § 14-40-609(g)(1) and (2).


Section 6. Within fifteen (15) days of the date of passage of this Ordinance the City Clerk shall provide a copy of this Ordinance and a copy of the plat map of the annexed property to the County Clerk of Mississippi County.

Section 7. The City of Osceola, Arkansas recognizes: (1) the current interest to develop and build a steel mill and surrounding industry that would greatly benefit the city's economy and job market, and (2) the benefits of annexing the site of such steel mill and related improvements into the City. Thus, in compliance with Section 14.03.0(B) of the Zoning Code and Ark. Code Ann. § 14-56-423, the City Council determines that an emergency exists requiring the immediate

protection of the welfare of the citizens of the City and this Ordinance is passed and the property described on Exhibit A is annexed to the City by majority vote of the entire City Council.


PASSED AND APPROVED THIS 21 DAY OF AUGUST, 2023.

ATTEST:



Jessica Griffin, Clerk/Treasurer

APPROVED:



Joe Harris, Jr., Mayor

EXHIBIT A

Property Description

Tract 1: Part of Sections 12 and 13, Township 12 North, Range 10 East and part of Sections 7 and 18, Township 12 North, Range 11 East, Osceola District, Mississippi County, Arkansas, being 1033.0 acres, more or less, and more particularly described as follows:

Beginning at a 1/2-inch iron bar found and commonly accepted as evidence of the northeast corner of said Section 12, common to the northwest corner of said Section 7; thence run North 89°30'25" East a distance of 84.86 feet to a point of the east right-of-way line of Arkansas Highway 239 and the westerly line of the City of Osceola existing city limits; thence run southeasterly along a 960.0 feet radius curve to the left (Chord Bearing South 19°27'54" East and Chord Distance 86.35') an arc distance of 86.38 feet along said right-of-way line and existing city limits to a point; thence run South 22°02'34" East a distance of 1545.42 feet along said right-of-way line and along the east right-of-way line of former County Road 623 and existing city limits to a point; thence run southeasterly along a 9184.79 feet radius curve to the left (Chord Bearing South 25°21'54" East and Chord Distance 1064.55') an arc distance of 1065.14 feet along said former right-of-way line and existing city limits to a point; thence run South 28°41'14" East a distance of 3143.92 feet along said former right-of-way line and existing city limits to a point; thence run North 62°37'38" East a distance of 74.08 feet along existing city limits to an aluminum cap monument found and commonly accepted as evidence of the south quarter corner of said Section 7; thence run North 88°20'37" East a distance of 256.59 feet along the south line of said Section 7 and the north line of Section 18 and existing city limits to a point at its intersection with the westerly line of the Plum Point Energy Plant property; thence run South 03°22'16" West a distance of 103.66 feet along said westerly property line and existing city limits to a 1/2-inch iron bar (w/cap); thence run South 40°05'19" West a distance of 273.55 feet along said westerly property line and existing city limits to a 1/2-inch iron bar (w/cap); thence run South 00°08'04" West a distance of 275.93 feet along said westerly property line and existing city limits to a 1/2-inch iron bar (w/cap); thence run South 26°16'59" East a distance of 317.17 feet along said westerly property line and existing city limits to a 1/2-inch iron bar (w/cap); thence run South 16°13'27" East a distance of 469.16 feet along said westerly property line and existing city limits to a 1/2-inch iron bar (w/cap); thence run South 27°16'58" East a distance of 502.67 feet along said westerly property line and existing city limits to a 1/2-inch iron bar (w/cap); thence run South 19°07'04" East a distance of 228.08 feet along said westerly property line and existing city limits to a 1/2-inch iron bar (w/cap); thence run South 08°59'35" East a distance of 652.20 feet along said westerly property line and existing city limits to a 2-inch iron pipe on the south line of the north half of said Section 18; thence run South 88°28'09" West a distance of 3332.72 feet along said north half south line and existing city limits to a 3-inch iron pipe in concrete; thence run South 88°53'24" West a distance of 1300.35 feet along said north half south line and existing city limits to a point at its intersection with the centerline of the Burlington Northern Railway; thence run South 01°13'59" East a distance of 653.28 feet along said centerline and existing city limits to a point; thence run South 88°46'35" West a distance of 1322.75 feet to a 2-inch iron pipe; thence run South 88°37'35" West a distance of 2592.20 feet to a point on the east right-of-way line of U.S. Highway 61; thence run North 01°09'25" West a distance of 658.70 feet along said east right-of-way line to a point at its intersection with the south line of the northwest quarter of said Section 13; thence run North

88°29'41" East a distance of 2038.74 feet along said northwest quarter south line to a 1/2-inch iron bar in concrete; thence run North 01°00'32" West a distance of 2627.50 feet to a 3/4-inch iron bar in County Road 764 on the north line of said Section 13; thence run South 89°02'53" West a distance of 2045.07 feet along said Section 13 north line and the south line of said Section 12 and along said County Road 764 to a pk nail (w/disk) on said U.S. Highway 61 east right-of-way line; thence run North 01°20'03" West a distance of 1335.12 feet along said east right-of-way line to a 1/2-inch iron bar (w/cap) at its intersection with the south line of the north half of the southwest quarter of said Section 12; thence run North 89°13'03" East a distance of 763.68 feet along said north half south line to a 1/2-inch iron bar (w/cap); thence run North 01°21'38" West a distance of 454.15 feet to a 1/2-inch iron bar (w/cap); thence run South 88°54'22" West a distance of 763.45 feet to a point on said U.S. Highway 61 east right-of-way line; thence run North 01°20'03" West a distance of 690.98 feet along said east right-of-way line to a 6-inch spike (w/cap); thence run North 88°54'15" East a distance of 379.68 feet to a 6-inch spike (w/cap); thence run North 01°19'35" West a distance of 182.52 feet to a 6-inch spike (w/cap) on the north line of the southwest quarter of said Section 12; thence run North 89°10'08" East a distance of 2219.60 feet along said southwest quarter north line to a 1/2-inch iron bar (w/cap) at its intersection with the west line of the east half of said Section 12; thence run North 01°04'16" West a distance of 2100.40 feet along said east half west line to a 1/2-inch iron bar (w/cap) at its intersection with the south right-of-way line of said Arkansas Highway 239; thence run North 88°42'47" East a distance of 1259.25 feet along said south right-of-way line to a 1/2-inch iron bar (w/cap) at its intersection with the west right-of-way line of said Burlington Northern Railway; thence run North 80°27'23" East a distance of 101.06 feet to a 1/2-inch iron bar (w/cap) on the east right-of-way line of said Burlington Northern Railway at its intersection with said Arkansas Highway 239 south right-of-way line; thence run North 01°14'34" West a distance of 520.79 feet along said Burlington Northern east right-of-way line to a 1/2-inch iron bar (w/cap); thence run North 89°30'25" East a distance of 1275.93 feet to the Point of Beginning and containing 1033.0 acres, more or less, and being subject to any record easements and/or right-of-way that may affect the herein described tract of land.

Tract 2: Part of the South Half of Section 6 and part of Section 7, Township 12 North, Range 11 East, Osceola District, Mississippi County, Arkansas, being 270.6 acres, more or less, and more particularly described as follows:

Beginning at a 1/2-inch iron bar (w/cap) on the south line of the City of Osceola River Port Authority property and the southerly line of the City of Osceola existing city limits at its intersection with the easterly line of the St. Francis Levee District right-of-way, said 1/2-inch iron bar (w/cap) being 1295.22 feet north and 1678.09 feet east of a 1/2-inch iron bar found and commonly accepted as evidence of the southwest corner of said Section 6, common to the northwest corner of said Section 7; thence run North 89°09'08" East a distance of 954.55 feet along said City of Osceola south property line and existing city limits to a 1/2-inch iron bar (w/cap) on the westerly bank of the Mississippi River; thence run South 30°59'45" East a distance of 289.98 feet along said Mississippi River westerly bank to a point; thence run South 16°17'06" East a distance of 149.44 feet along said Mississippi River westerly bank to a point; thence run South 45°58'18" East a distance of 432.44 feet along said Mississippi River westerly bank to a point; thence run South 39°58'11" East a distance of 876.13 feet along said Mississippi River westerly bank to a point; thence run South 35°58'07" East a distance of 531.71 feet along said Mississippi River westerly bank to a point; thence run South 38°45'09" East a distance of

377.78 feet along said Mississippi River westerly bank to a point; thence run South 39°15'11" East a distance of 319.33 feet along said Mississippi River westerly bank to a point; thence run South 24°26'56" East a distance of 928.35 feet along said Mississippi River westerly bank to a point; thence run South 06°36'50" East a distance of 380.83 feet along said Mississippi River westerly bank to a point; thence run South 23°48'01" East a distance of 592.77 feet along said Mississippi River westerly bank to a point; thence run South 27°37'30" East a distance of 316.87 feet along said Mississippi River westerly bank to a 1/2-inch iron bar (w/cap) at its intersection with the northerly line of the Plum Point Energy Plant property; thence run South 66°10'10" West a distance of 1211.35 feet along said Plum Point Energy Plant northerly property line and said St. Francis Levee District easterly right-of-way line to a point; thence run South 35°38'03" East a distance of 118.74 feet along said easterly right-of-way line to a point; thence run South 53°32'09" East a distance of 297.16 feet along said easterly right-of-way line to a point; thence run South 53°10'31" West a distance of 510.45 feet to a 1/2-inch iron bar (w/cap) on the westerly line of said St. Francis Levee District right-of-way and the easterly line of the City of Osceola existing city limits; thence run North 36°43'42" West a distance of 310.66 feet along said westerly right-of-way line and existing city limits to a point; thence run North 23°49'47" West a distance of 194.80 feet along said westerly right-of-way line and existing city limits to a point; thence run North 38°05'02" West a distance of 385.68 feet along said westerly right-of-way line and existing city limits to a point; thence run South 62°29'37" West a distance of 514.04 feet along said westerly right-of-way line and existing city limits to a point; thence run North 48°29'43" West a distance of 282.89 feet along said westerly right-of-way line and existing city limits to a point; thence run North 36°22'33" West a distance of 78.04 feet along said westerly right-of-way line and existing city limits to a point; thence run North 24°26'32" West a distance of 110.39 feet along said westerly right-of-way line and existing city limits to a point; thence run North 24°26'13" West a distance of 386.02 feet along said westerly right-of-way line and existing city limits to a point; thence run North 09°18'16" East a distance of 284.48 feet along said westerly right-of-way line and existing city limits to a point; thence run North 16°39'53" East a distance of 307.19 feet along said westerly right-of-way line and existing city limits to a point; thence run North 32°24'42" West a distance of 473.54 feet along said westerly right-of-way line and existing city limits to a point; thence run North 33°57'40" West a distance of 146.36 feet along said westerly right-of-way line and existing city limits to a point; thence run North 34°59'24" West a distance of 620.32 feet along said westerly right-of-way line and existing city limits to a point; thence run northwesterly along a 94.58 feet radius curve to the left (Chord Bearing North 68°31'20" West and Chord Distance 103.33') an arc distance of 109.32 feet along said westerly right-of-way line and existing city limits to a point; thence run South 77°44'20" West a distance of 209.37 feet along said westerly right-of-way line and existing city limits to a point; thence run northwesterly along a 722.68 feet radius curve to the right (Chord Bearing North 48°08'22" West and Chord Distance 279.03') an arc distance of 280.79 feet along said westerly right-of-way line and existing city limits to a point; thence run North 18°33'34" West a distance of 322.77 feet along said westerly right-of-way line and existing city limits to a point; thence run North 34°40'41" West a distance of 142.40 feet along said westerly right-of-way line and existing city limits to a point; thence run South 34°14'51" West a distance of 149.44 feet along said westerly right-of-way line and existing city limits to a point; thence run North 55°45'09" West a distance of 100.00 feet along said westerly right-of-way line and existing city limits to a point; thence run North 34°14'51" East a distance of 193.45 feet along said westerly right-of-way line and existing city limits to a point; thence run North 16°07'15" West a distance of 774.01 feet along said westerly right-of-way line and existing city limits to a point; thence run North 19°51'53" West a distance of 531.79 feet along said westerly right-of-

way line and existing city limits to a point; thence run North 06°23'15" West a distance of 690.17 feet along said westerly right-of-way line and existing city limits to a point; thence run North 89°09'08" East a distance of 825.76 feet to and along said City of Osceola River Port Authority south property line and existing city limits to the Point of Beginning and containing 270.6 acres, more or less, and being subject to any record easements and/or right-of-way that may affect the herein described tract of land.

AUG 04 2023

JANICE CURRIE
COUNTY & PROBATE DIVISION CLERK

IN THE MATTER OF ANNEXING TO THE
CITY OF OSCEOLA, ARKANSAS
CERTAIN TERRITORY CONTIGUOUS TO
SAID CITY OF OSCEOLA, ARKANSAS

**ORDER CONFIRMING PETITION FOR ANNEXATION PURSUANT TO
ARK. CODE ANN. § 14-40-609**

I, John Alan Nelson, County Judge of Mississippi County, Arkansas, having reviewed the attached Petition for Annexation and the Verification of the Petition by the County Clerk and County Assessor of Mississippi County, hereby find and issue the following pursuant to Ark. Code Ann. § 14-40-609(c)(2)(D):

1. The Petition is in writing.
2. The Petition contains an attestation signed before a notary or notaries by the owners of the relevant properties confirming the desire to be annexed.
3. The Petition contains an accurate description of the relevant properties.
4. The Petition contains a letter or title opinion from a certified abstractor or title company verifying that the petitioners are all the owners of record of the relevant properties.
5. The Petition contains a letter or verification from a certified surveyor or engineer verifying that the relevant properties are contiguous with the City of Osceola and that no enclaves will be created if the properties are accepted by the city.
6. The Petition includes a copy of a letter from the Arkansas Geographic Information Systems Office confirming Petitioner's coordination with such office in the preparation of legal descriptions and digital mapping.
7. The Petition includes a schedule of services of the City of Osceola that will be extended to the area within three (3) years after the date the annexation becomes final.
8. The Petition was received from the Mississippi County Clerk and County Assessor.
9. Based upon the foregoing, the Petition is complete and accurate.
10. No enclaves will be created by the annexation of the relevant properties by the City of Osceola.

A copy of this Order and the Petition shall be provided to the Mayor of the City of Osceola.



HONORABLE JOHN ALAN NELSON,
County Judge

Date: August 4, 2023

FILED

AUG 03 2023

**PETITION FOR ANNEXATION
(HYBAR/GREEN & CLEAN PROPERTY)**

JANICE CURRIE
COUNTY & PROBATE DIVISION CLERK

TO: ASSESSOR OF MISSISSIPPI COUNTY, ARKANSAS
COUNTY CLERK OF MISSISSIPPI COUNTY, ARKANSAS
COUNTY JUDGE, MISSISSIPPI COUNTY, ARKANSAS
CITY COUNCIL, CITY OF OSCEOLA, ARKANSAS

CO-2023-16

1. Hybar LLC, Green & Clean Power LLC, and Green & Clean Terminals LLC (collectively, the "*Petitioner*") submits this Petition pursuant to Ark. Code Ann. §14-40-609, to annex the Property (defined below) into the City of Osceola, Arkansas (the "*City*").

2. The Petitioner collectively owns one hundred percent (100%) of the interest in the property described on the attached Exhibit A and all improvements thereon (collectively, the "*Property*").

3. Attached as Exhibit B is a Certificate of Abstractor from Standard Abstract & Title Company, Inc. verifying Petitioner is collectively the owner of record of all the Property.

4. The Property is contiguous to the existing city limits of the City.

5. No enclaves will be created by or result from the City granting this Petition and annexing the Property. A map and verification from James W. Wages, PLS, a certified surveyor, verifying that the Property is contiguous to the City's existing city limits and that no enclaves will be created if the Petition is granted is attached hereto as Exhibit C.

6. The schedule of services to be provided by the City within three years after the date of annexation becomes final is as follows:

- a. Police protection,
- b. Fire protection,
- c. potable water service,
- d. sanitary sewer service, and
- e. electric service to certain portions of the Property.

7. Petitioner requests that, upon annexation into the City, the Property be zoned Steel Industrial (I-S).

8. In accordance with Ark. Code Ann. §14-40-101, Petitioner has coordinated with the Arkansas Geographic Information Systems Office in the preparation of the property description on the attached Exhibit A. A copy of the letter from the Arkansas Geographic Information Systems Office acknowledging proper coordination is attached to this Petition as Exhibit D.

*Signature Page to
Petition for Annexation*

WHEREFORE, the Petitioner requests that:


- A. The Property be annexed into the City pursuant to Ark. Code Ann. §14-40-609.
- B. The Mississippi County Assessor and the Mississippi County Clerk, pursuant to Ark. Code Ann. §14-40-609(b)(3), verify this Petition satisfies the requirements of Ark. Code Ann. §14-40-609(b)(2), and thereafter present this Petition and the foregoing verifications to the Mississippi County Judge; and
- C. The Mississippi County Judge, pursuant to Ark. Code Ann. §14-40-609(c)(2)(A) – (D), (i) review the Petition and verifications for completeness and accuracy, (ii) determine that no enclaves will be created upon acceptance of the Petition, (iii) confirm the Petition contains a schedule of services, and (iv) issue an order stating the foregoing findings, and forward the Petition and the order to the City; and
- D. The City grants the Petition and accepts for annexation the Property and any and all public streets and rights-of-way adjoining the Property, and provide the services set out in the schedule of services above.

[Signature Of Petitioner and Acknowledgments on Immediately Succeeding Pages]

Petitioner attests the above is true and correct and it desires that the Property be annexed into the City of Osceola, Arkansas.

Petitioner:

Hybar LLC


By: 
David L. Stickler, Chief Executive Officer

Date: JULY 31, 2023

STATE OF ^{OHIO} ~~ARKANSAS~~)
COUNTY OF CUYAHOGA) ss. ACKNOWLEDGMENT

On JULY 31, 2023, before me, a duly qualified and acting Notary Public, personally appeared David L. Stickler, who acknowledged himself to be the Chief Executive Officer of Hybar LLC, and that he, being authorized so to do, executed the foregoing instrument for the purposes and consideration therein contained, by signing the name of the company as such officer.

In witness whereof, I hereunto set my hand and official seal.


Notary Public

My Commission Expires:

Oct. 28, 2025
(S E A L)




SHEILA ANN MAIO
Notary Public
State of Ohio
My Comm. Expires
October 28, 2025

*Signature Page to
Petition for Annexation*

Petitioner attests the above is true and correct and it desires that the Property be annexed into the City of Osceola, Arkansas.

Petitioner:

Green & Clean Power LLC


By: 
David L. Stickler, Chief Executive Officer

Date: JULY 31, 2023

STATE OF OHIO ~~ARKANSAS~~)
COUNTY OF CUYAHOGA) ss. ACKNOWLEDGMENT

On JULY 31, 2023, before me, a duly qualified and acting Notary Public, personally appeared David L. Stickler, who acknowledged himself to be the Chief Executive Officer of Green & Clean Power LLC, and that he, being authorized so to do, executed the foregoing instrument for the purposes and consideration therein contained, by signing the name of the company as such officer.

In witness whereof, I hereunto set my hand and official seal.


Notary Public

My Commission Expires:

Oct. 28, 2025
(S E A L)




SHEILA ANN MAIO
Notary Public
State of Ohio
My Comm. Expires
October 28, 2025

*Signature Page to
Petition for Annexation*

Petitioner attests the above is true and correct and it desires that the Property be annexed into the City of Osceola, Arkansas.

Petitioner:

Green & Clean Terminals LLC


By: 
David L. Stickler, Chief Executive Officer

Date: JULY 31, 2023

STATE OF OHIO)
COUNTY OF CUYAHOGA) ss. ACKNOWLEDGMENT

On JULY 31, 2023, before me, a duly qualified and acting Notary Public, personally appeared David L. Stickler, who acknowledged himself to be the Chief Executive Officer of Green & Clean Terminals LLC, and that he, being authorized so to do, executed the foregoing instrument for the purposes and consideration therein contained, by signing the name of the company as such officer.

In witness whereof, I hereunto set my hand and official seal.


Notary Public

My Commission Expires:

Oct. 28, 2025
(SEAL)



SHEILA ANN MAIO
Notary Public
State of Ohio
My Comm. Expires
October 28, 2025

*Signature Page to
Petition for Annexation*

Attached Exhibits:

- Exhibit A: Property Description;
- Exhibit B: Ownership Report from Professional Land Title Company of Arkansas verifying
Petitioner as sole owner;
- Exhibit C: Map and Letter from Surveyor verifying contiguity and no enclaves;
- Exhibit D: Letter from the Arkansas Geographic Information Systems Office.

EXHIBIT A

(Property Description)

Tract 1: Part of Sections 12 and 13, Township 12 North, Range 10 East and part of Sections 7 and 18, Township 12 North, Range 11 East, Osceola District, Mississippi County, Arkansas, being 1033.0 acres, more or less, and more particularly described as follows:

Beginning at a 1/2-inch iron bar found and commonly accepted as evidence of the northeast corner of said Section 12, common to the northwest corner of said Section 7; thence run North 89°30'25" East a distance of 84.86 feet to a point of the east right-of-way line of Arkansas Highway 239 and the westerly line of the City of Osceola existing city limits; thence run southeasterly along a 960.0 feet radius curve to the left (Chord Bearing South 19°27'54" East and Chord Distance 86.35') an arc distance of 86.38 feet along said right-of-way line and existing city limits to a point; thence run South 22°02'34" East a distance of 1545.42 feet along said right-of-way line and along the east right-of-way line of former County Road 623 and existing city limits to a point; thence run southeasterly along a 9184.79 feet radius curve to the left (Chord Bearing South 25°21'54" East and Chord Distance 1064.55') an arc distance of 1065.14 feet along said former right-of-way line and existing city limits to a point; thence run South 28°41'14" East a distance of 3143.92 feet along said former right-of-way line and existing city limits to a point; thence run North 62°37'38" East a distance of 74.08 feet along existing city limits to an aluminum cap monument found and commonly accepted as evidence of the south quarter corner of said Section 7; thence run North 88°20'37" East a distance of 256.59 feet along the south line of said Section 7 and the north line of Section 18 and existing city limits to a point at its intersection with the westerly line of the Plum Point Energy Plant property; thence run South 03°22'16" West a distance of 103.66 feet along said westerly property line and existing city limits to a 1/2-inch iron bar (w/cap); thence run South 40°05'19" West a distance of 273.55 feet along said westerly property line and existing city limits to a 1/2-inch iron bar (w/cap); thence run South 00°08'04" West a distance of 275.93 feet along said westerly property line and existing city limits to a 1/2-inch iron bar (w/cap); thence run South 26°16'59" East a distance of 317.17 feet along said westerly property line and existing city limits to a 1/2-inch iron bar (w/cap); thence run South 16°13'27" East a distance of 469.16 feet along said westerly property line and existing city limits to a 1/2-inch iron bar (w/cap); thence run South 27°16'58" East a distance of 502.67 feet along said westerly property line and existing city limits to a 1/2-inch iron bar (w/cap); thence run South 19°07'04" East a distance of 228.08 feet along said westerly property line and existing city limits to a 1/2-inch iron bar (w/cap); thence run South 08°59'35" East a distance of 652.20 feet along said westerly property line and existing city limits to a 2-inch iron pipe on the south line of the north half of said Section 18; thence run South 88°28'09" West a distance of 3332.72 feet along said north half south line and existing city limits to a 3-inch iron pipe in concrete; thence run South 88°53'24" West a distance of 1300.35 feet along said north half south line and existing city limits to a point at its intersection with the centerline of the Burlington Northern Railway; thence run South 01°13'59" East a distance of 653.28 feet along said centerline and existing city limits to a point; thence run South 88°46'35" West a distance of 1322.75 feet to a 2-inch iron pipe; thence run South 88°37'35" West a distance of 2592.20 feet to a point on the east right-of-way line of U.S. Highway 61; thence run North 01°09'25" West a distance of 658.70 feet along said east right-of-way line to a point at its

*Exhibit A to
Petition for Annexation*

intersection with the south line of the northwest quarter of said Section 13; thence run North 88°29'41" East a distance of 2038.74 feet along said northwest quarter south line to a 1/2-inch iron bar in concrete; thence run North 01°00'32" West a distance of 2627.50 feet to a 3/4-inch iron bar in County Road 764 on the north line of said Section 13; thence run South 89°02'53" West a distance of 2045.07 feet along said Section 13 north line and the south line of said Section 12 and along said County Road 764 to a pk nail (w/disk) on said U.S. Highway 61 east right-of-way line; thence run North 01°20'03" West a distance of 1335.12 feet along said east right-of-way line to a 1/2-inch iron bar (w/cap) at its intersection with the south line of the north half of the southwest quarter of said Section 12; thence run North 89°13'03" East a distance of 763.68 feet along said north half south line to a 1/2-inch iron bar (w/cap); thence run North 01°21'38" West a distance of 454.15 feet to a 1/2-inch iron bar (w/cap); thence run South 88°54'22" West a distance of 763.45 feet to a point on said U.S. Highway 61 east right-of-way line; thence run North 01°20'03" West a distance of 690.98 feet along said east right-of-way line to a 6-inch spike (w/cap); thence run North 88°54'15" East a distance of 379.68 feet to a 6-inch spike (w/cap); thence run North 01°19'35" West a distance of 182.52 feet to a 6-inch spike (w/cap) on the north line of the southwest quarter of said Section 12; thence run North 89°10'08" East a distance of 2219.60 feet along said southwest quarter north line to a 1/2-inch iron bar (w/cap) at its intersection with the west line of the east half of said Section 12; thence run North 01°04'16" West a distance of 2100.40 feet along said east half west line to a 1/2-inch iron bar (w/cap) at its intersection with the south right-of-way line of said Arkansas Highway 239; thence run North 88°42'47" East a distance of 1259.25 feet along said south right-of-way line to a 1/2-inch iron bar (w/cap) at its intersection with the west right-of-way line of said Burlington Northern Railway; thence run North 80°27'23" East a distance of 101.06 feet to a 1/2-inch iron bar (w/cap) on the east right-of-way line of said Burlington Northern Railway at its intersection with said Arkansas Highway 239 south right-of-way line; thence run North 01°14'34" West a distance of 520.79 feet along said Burlington Northern east right-of-way line to a 1/2-inch iron bar (w/cap); thence run North 89°30'25" East a distance of 1275.93 feet to the Point of Beginning and containing 1033.0 acres, more or less, and being subject to any record easements and/or right-of-way that may affect the herein described tract of land.

Tract 2: Part of the South Half of Section 6 and part of Section 7, Township 12 North, Range 11 East, Osceola District, Mississippi County, Arkansas, being 270.6 acres, more or less, and more particularly described as follows:

Beginning at a 1/2-inch iron bar (w/cap) on the south line of the City of Osceola River Port Authority property and the southerly line of the City of Osceola existing city limits at its intersection with the easterly line of the St. Francis Levee District right-of-way, said 1/2-inch iron bar (w/cap) being 1295.22 feet north and 1678.09 feet east of a 1/2-inch iron bar found and commonly accepted as evidence of the southwest corner of said Section 6, common to the northwest corner of said Section 7; thence run North 89°09'08" East a distance of 954.55 feet along said City of Osceola south property line and existing city limits to a 1/2-inch iron bar (w/cap) on the westerly bank of the Mississippi River; thence run South 30°59'45" East a distance of 289.98 feet along said Mississippi River westerly bank to a point; thence run South 16°17'06" East a distance of 149.44 feet along said Mississippi River westerly bank to a point; thence run South 45°58'18" East a distance of 432.44 feet along said Mississippi River westerly

bank to a point; thence run South 39°58'11" East a distance of 876.13 feet along said Mississippi River westerly bank to a point; thence run South 35°58'07" East a distance of 531.71 feet along said Mississippi River westerly bank to a point; thence run South 38°45'09" East a distance of 377.78 feet along said Mississippi River westerly bank to a point; thence run South 39°15'11" East a distance of 319.33 feet along said Mississippi River westerly bank to a point; thence run South 24°26'56" East a distance of 928.35 feet along said Mississippi River westerly bank to a point; thence run South 06°36'50" East a distance of 380.83 feet along said Mississippi River westerly bank to a point; thence run South 23°48'01" East a distance of 592.77 feet along said Mississippi River westerly bank to a point; thence run South 27°37'30" East a distance of 316.87 feet along said Mississippi River westerly bank to a 1/2-inch iron bar (w/cap) at its intersection with the northerly line of the Plum Point Energy Plant property; thence run South 66°10'10" West a distance of 1211.35 feet along said Plum Point Energy Plant northerly property line and said St. Francis Levee District easterly right-of-way line to a point; thence run South 35°38'03" East a distance of 118.74 feet along said easterly right-of-way line to a point; thence run South 53°32'09" East a distance of 297.16 feet along said easterly right-of-way line to a point; thence run South 53°10'31" West a distance of 510.45 feet to a 1/2-inch iron bar (w/cap) on the westerly line of said St. Francis Levee District right-of-way and the easterly line of the City of Osceola existing city limits; thence run North 36°43'42" West a distance of 310.66 feet along said westerly right-of-way line and existing city limits to a point; thence run North 23°49'47" West a distance of 194.80 feet along said westerly right-of-way line and existing city limits to a point; thence run North 38°05'02" West a distance of 385.68 feet along said westerly right-of-way line and existing city limits to a point; thence run South 62°29'37" West a distance of 514.04 feet along said westerly right-of-way line and existing city limits to a point; thence run North 48°29'43" West a distance of 282.89 feet along said westerly right-of-way line and existing city limits to a point; thence run North 36°22'33" West a distance of 78.04 feet along said westerly right-of-way line and existing city limits to a point; thence run North 24°26'32" West a distance of 110.39 feet along said westerly right-of-way line and existing city limits to a point; thence run North 24°26'13" West a distance of 386.02 feet along said westerly right-of-way line and existing city limits to a point; thence run North 09°18'16" East a distance of 284.48 feet along said westerly right-of-way line and existing city limits to a point; thence run North 16°39'53" East a distance of 307.19 feet along said westerly right-of-way line and existing city limits to a point; thence run North 32°24'42" West a distance of 473.54 feet along said westerly right-of-way line and existing city limits to a point; thence run North 33°57'40" West a distance of 146.36 feet along said westerly right-of-way line and existing city limits to a point; thence run North 34°59'24" West a distance of 620.32 feet along said westerly right-of-way line and existing city limits to a point; thence run northwesterly along a 94.58 foot radius curve to the left (Chord Bearing North 68°31'20" West and Chord Distance 103.33') an arc distance of 109.32 feet along said westerly right-of-way line and existing city limits to a point; thence run South 77°44'20" West a distance of 209.37 feet along said westerly right-of-way line and existing city limits to a point; thence run northwesterly along a 722.68 foot radius curve to the right (Chord Bearing North 48°08'22" West and Chord Distance 279.03') an arc distance of 280.79 feet along said westerly right-of-way line and existing city limits to a point; thence run North 18°33'34" West a distance of 322.77 feet along said westerly right-of-way line and existing city limits to a point; thence run North 34°40'41" West a distance of 142.40 feet along said westerly right-of-way line and existing city limits to a point; thence run South 34°14'51" West a distance of 149.44 feet along said westerly right-of-way line and existing city limits to a point; thence run

*Exhibit A to
Petition for Annexation*

North 55°45'09" West a distance of 100.00 feet along said westerly right-of-way line and existing city limits to a point; thence run North 34°14'51" East a distance of 193.45 feet along said westerly right-of-way line and existing city limits to a point; thence run North 16°07'15" West a distance of 774.01 feet along said westerly right-of-way line and existing city limits to a point; thence run North 19°51'53" West a distance of 531.79 feet along said westerly right-of-way line and existing city limits to a point; thence run North 06°23'15" West a distance of 690.17 feet along said westerly right-of-way line and existing city limits to a point; thence run North 89°09'08" East a distance of 825.76 feet to and along said City of Osceola River Port Authority south property line and existing city limits to the Point of Beginning and containing 270.6 acres, more or less, and being subject to any record easements and/or right-of-way that may affect the herein described tract of land.

*Exhibit A to
Petition for Annexation*

EXHIBIT B

(Title Company Ownership Report)

[SEE ATTACHED]

*Exhibit B to
Petition for Annexation*



July 31, 2023

To whom it may concern,


The undersigned certified abstractor or title company hereby verifies that the Petitioners, Hybar LLC, Green & Clean Power LLC, and Green & Clean Terminals LLC, are the sole owners of record of the Property set forth in the forgoing Petition for Annexation.

Please contact our office with any questions.

Sincerely,

Standard Abstract & Title Co., Inc. (Agency License No. 100111071)

By:


William Blake Bailey, President (Agent License No. 19001639)

3420 Old Cantrell Road, Little Rock, Arkansas 72202
(Mailing Address) P.O. Box 7411, Little Rock, Arkansas 72217-7411
(501) 664-1300 • FAX Number (501) 664-4672
support@standardabstract.com

EXHIBIT C

(Surveyor's Map and Verification)

[SEE ATTACHED]

*Exhibit C to
Petition for Annexation*

VERIFICATION OF SURVEYOR

I, James W. Wages, PLS have performed a survey on the following described real property, located in the Osceola District of Mississippi County, Arkansas:

Tract 1: Part of Sections 12 and 13, Township 12 North, Range 10 East and part of Sections 7 and 18, Township 12 North, Range 11 East, Osceola District, Mississippi County, Arkansas, being 1033.0 acres, more or less, and more particularly described as follows:

Beginning at a 1/2-inch iron bar found and commonly accepted as evidence of the northeast corner of said Section 12, common to the northwest corner of said Section 7; thence run North $89^{\circ}30'25''$ East a distance of 84.86 feet to a point of the east right-of-way line of Arkansas Highway 239 and the westerly line of the City of Osceola existing city limits; thence run southeasterly along a 960.0 feet radius curve to the left (Chord Bearing South $19^{\circ}27'54''$ East and Chord Distance 86.35') an arc distance of 86.38 feet along said right-of-way line and existing city limits to a point; thence run South $22^{\circ}02'34''$ East a distance of 1545.42 feet along said right-of-way line and along the east right-of-way line of former County Road 623 and existing city limits to a point; thence run southeasterly along a 9184.79 feet radius curve to the left (Chord Bearing South $25^{\circ}21'54''$ East and Chord Distance 1064.55') an arc distance of 1065.14 feet along said former right-of-way line and existing city limits to a point; thence run South $28^{\circ}41'14''$ East a distance of 3143.92 feet along said former right-of-way line and existing city limits to a point; thence run North $62^{\circ}37'38''$ East a distance of 74.08 feet along existing city limits to an aluminum cap monument found and commonly accepted as evidence of the south quarter corner of said Section 7; thence run North $88^{\circ}20'37''$ East a distance of 256.59 feet along the south line of said Section 7 and the north line of Section 18 and existing city limits to a point at its intersection with the westerly line of the Plum Point Energy Plant property; thence run South $03^{\circ}22'16''$ West a distance of 103.66 feet along said westerly property line and existing city limits to a 1/2-inch iron bar (w/cap); thence run South $40^{\circ}05'19''$ West a distance of 273.55 feet along said westerly property line and existing city limits to a 1/2-inch iron bar (w/cap); thence run South $00^{\circ}08'04''$ West a distance of 275.93 feet along said westerly property line and existing city limits to a 1/2-inch iron bar (w/cap); thence run South $26^{\circ}16'59''$ East a distance of 317.17 feet along said westerly property line and existing city limits to a 1/2-inch iron bar (w/cap); thence run South $16^{\circ}13'27''$ East a distance of 469.16 feet along said westerly property line and existing city limits to a 1/2-inch iron bar (w/cap); thence run South $27^{\circ}16'58''$ East a distance of 502.67 feet along said westerly property line and existing city limits to a 1/2-inch iron bar (w/cap); thence run South $19^{\circ}07'04''$ East a distance of 228.08 feet along said westerly property line and existing city limits to a 1/2-inch iron bar (w/cap); thence run South $08^{\circ}59'35''$ East a distance of 652.20 feet along said westerly property line and existing city limits to a 2-inch iron pipe on the south line of the north half of said Section 18; thence run South $88^{\circ}28'09''$ West a distance of 3332.72 feet along said north half south line and existing city limits to a 3-inch iron pipe in concrete; thence run South $88^{\circ}53'24''$ West a distance of 1300.35 feet along said north half south line and existing city limits to a point at its intersection with the centerline of the Burlington Northern Railway; thence run South $01^{\circ}13'59''$ East a distance of 653.28 feet along said centerline and existing city limits to a point; thence run South $88^{\circ}46'35''$ West a distance of 1322.75 feet to a 2-inch iron pipe; thence run South $88^{\circ}37'35''$ West a distance of 2592.20 feet to a point on the east right-of-way line of U.S. Highway 61; thence run North $01^{\circ}09'25''$ West a distance of 658.70 feet along said east right-of-way line to a point at its intersection with the south line of the northwest quarter of said Section 13; thence run North $88^{\circ}29'41''$ East a distance of 2038.74 feet along said northwest quarter south line to a 1/2-inch iron bar in concrete; thence run North $01^{\circ}00'32''$ West a distance of 2627.50 feet to a 3/4-inch iron bar in County Road 764 on the north line of said Section 13; thence run South $89^{\circ}02'53''$ West a distance of 2045.07 feet along said Section 13 north line and the south line of said Section 12 and along said County Road 764 to a pk nail (w/disk) on said U.S. Highway 61 east right-of-way line; thence run North $01^{\circ}20'03''$ West a distance of 1335.12 feet along said east right-of-way line to a 1/2-inch iron bar (w/cap) at its intersection with the south line of the north half of the southwest quarter of said Section 12; thence run North $89^{\circ}13'03''$ East a distance of 763.68 feet along said north half south line to a 1/2-inch iron bar (w/cap); thence run North $01^{\circ}21'38''$ West a distance of 454.15 feet to a 1/2-inch iron bar (w/cap); thence run South $88^{\circ}54'22''$ West a distance of 763.45 feet to a point on said U.S. Highway 61 east right-of-way line; thence run North $01^{\circ}20'03''$ West a distance of 690.98 feet along said east right-of-way line to a 6-inch spike (w/cap); thence run North $88^{\circ}54'15''$ East a distance of 379.68 feet to a 6-inch spike (w/cap); thence run North $01^{\circ}19'35''$ West a distance of 182.52 feet to a 6-inch spike (w/cap) on the north line of the southwest quarter of said Section 12; thence run North $89^{\circ}10'08''$ East a distance of 2219.60 feet along said southwest quarter north line to a 1/2-inch iron bar (w/cap) at its intersection with the west line of the east half of said Section 12; thence run North $01^{\circ}04'16''$ West a distance of 2100.40 feet along said east half west line to a 1/2-inch iron bar (w/cap) at its intersection

with the south right-of-way line of said Arkansas Highway 239; thence run North 88°42'47" East a distance of 1259.25 feet along said south right-of-way line to a 1/2-inch iron bar (w/cap) at its intersection with the west right-of-way line of said Burlington Northern Railway; thence run North 80°27'23" East a distance of 101.06 feet to a 1/2-inch iron bar (w/cap) on the east right-of-way line of said Burlington Northern Railway at its intersection with said Arkansas Highway 239 south right-of-way line; thence run North 01°14'34" West a distance of 520.79 feet along said Burlington Northern east right-of-way line to a 1/2-inch iron bar (w/cap); thence run North 89°30'25" East a distance of 1275.93 feet to the Point of Beginning and containing 1033.0 acres, more or less, and being subject to any record easements and/or right-of-way that may affect the herein described tract of land.

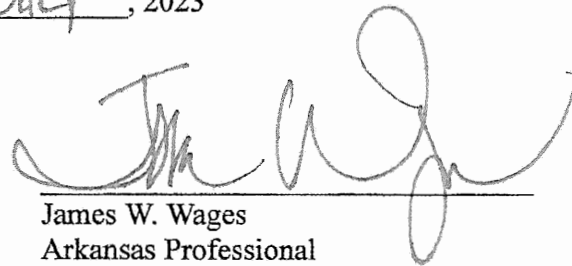
Tract 2: Part of the South Half of Section 6 and part of Section 7, Township 12 North, Range 11 East, Osceola District, Mississippi County, Arkansas, being 270.6 acres, more or less, and more particularly described as follows:

Beginning at a 1/2-inch iron bar (w/cap) on the south line of the City of Osceola River Port Authority property and the southerly line of the City of Osceola existing city limits at its intersection with the easterly line of the St. Francis Levee District right-of-way, said 1/2-inch iron bar (w/cap) being 1295.22 feet north and 1678.09 feet east of a 1/2-inch iron bar found and commonly accepted as evidence of the southwest corner of said Section 6, common to the northwest corner of said Section 7; thence run North 89°09'08" East a distance of 954.55 feet along said City of Osceola south property line and existing city limits to a 1/2-inch iron bar (w/cap) on the westerly bank of the Mississippi River; thence run South 30°59'45" East a distance of 289.98 feet along said Mississippi River westerly bank to a point; thence run South 16°17'06" East a distance of 149.44 feet along said Mississippi River westerly bank to a point; thence run South 45°58'18" East a distance of 432.44 feet along said Mississippi River westerly bank to a point; thence run South 39°58'11" East a distance of 876.13 feet along said Mississippi River westerly bank to a point; thence run South 35°58'07" East a distance of 531.71 feet along said Mississippi River westerly bank to a point; thence run South 38°45'09" East a distance of 377.78 feet along said Mississippi River westerly bank to a point; thence run South 39°15'11" East a distance of 319.33 feet along said Mississippi River westerly bank to a point; thence run South 24°26'56" East a distance of 928.35 feet along said Mississippi River westerly bank to a point; thence run South 06°36'50" East a distance of 380.83 feet along said Mississippi River westerly bank to a point; thence run South 23°48'01" East a distance of 592.77 feet along said Mississippi River westerly bank to a point; thence run South 27°37'30" East a distance of 316.87 feet along said Mississippi River westerly bank to a 1/2-inch iron bar (w/cap) at its intersection with the northerly line of the Plum Point Energy Plant property; thence run South 66°10'10" West a distance of 1211.35 feet along said Plum Point Energy Plant northerly property line and said St. Francis Levee District easterly right-of-way line to a point; thence run South 35°38'03" East a distance of 118.74 feet along said easterly right-of-way line to a point; thence run South 53°32'09" East a distance of 297.16 feet along said easterly right-of-way line to a point; thence run South 53°10'31" West a distance of 510.45 feet to a 1/2-inch iron bar (w/cap) on the westerly line of said St. Francis Levee District right-of-way and the easterly line of the City of Osceola existing city limits; thence run North 36°43'42" West a distance of 310.66 feet along said westerly right-of-way line and existing city limits to a point; thence run North 23°49'47" West a distance of 194.80 feet along said westerly right-of-way line and existing city limits to a point; thence run North 38°05'02" West a distance of 385.68 feet along said westerly right-of-way line and existing city limits to a point; thence run South 62°29'37" West a distance of 514.04 feet along said westerly right-of-way line and existing city limits to a point; thence run North 48°29'43" West a distance of 282.89 feet along said westerly right-of-way line and existing city limits to a point; thence run North 36°22'33" West a distance of 78.04 feet along said westerly right-of-way line and existing city limits to a point; thence run North 24°26'32" West a distance of 110.39 feet along said westerly right-of-way line and existing city limits to a point; thence run North 24°26'13" West a distance of 386.02 feet along said westerly right-of-way line and existing city limits to a point; thence run North 09°18'16" East a distance of 284.48 feet along said westerly right-of-way line and existing city limits to a point; thence run North 16°39'53" East a distance of 307.19 feet along said westerly right-of-way line and existing city limits to a point; thence run North 32°24'42" West a distance of 473.54 feet along said westerly right-of-way line and existing city limits to a point; thence run North 33°57'40" West a distance of 146.36 feet along said westerly right-of-way line and existing city limits to a point; thence run North 34°59'24" West a distance of 620.32 feet along said westerly right-of-way line and existing city limits to a point; thence run northwesterly along a 94.58 feet radius curve to the left (Chord Bearing North 68°31'20" West and Chord Distance 103.33') an arc distance of 109.32 feet along said westerly right-of-way line and existing city limits to a point; thence run South 77°44'20" West a distance of 209.37 feet along said westerly right-of-way line and existing city limits to a point; thence run northwesterly along a 722.68 feet radius curve to the right (Chord Bearing North 48°08'22" West and Chord Distance 279.03') an arc distance of 280.79 feet along said westerly right-of-way line and existing city

limits to a point; thence run North 18°33'34" West a distance of 322.77 feet along said westerly right-of-way line and existing city limits to a point; thence run North 34°40'41" West a distance of 142.40 feet along said westerly right-of-way line and existing city limits to a point; thence run South 34°14'51" West a distance of 149.44 feet along said westerly right-of-way line and existing city limits to a point; thence run North 55°45'09" West a distance of 100.00 feet along said westerly right-of-way line and existing city limits to a point; thence run North 34°14'51" East a distance of 193.45 feet along said westerly right-of-way line and existing city limits to a point; thence run North 16°07'15" West a distance of 774.01 feet along said westerly right-of-way line and existing city limits to a point; thence run North 19°51'53" West a distance of 531.79 feet along said westerly right-of-way line and existing city limits to a point; thence run North 06°23'15" West a distance of 690.17 feet along said westerly right-of-way line and existing city limits to a point; thence run North 89°09'08" East a distance of 825.76 feet to and along said City of Osceola River Port Authority south property line and existing city limits to the Point of Beginning and containing 270.6 acres, more or less, and being subject to any record easements and/or right-of-way that may affect the herein described tract of land.

I hereby certify that the above-described real property is contiguous with the city limits of the City of Osceola, Arkansas, and that no enclaves will be created if the property is accepted by the City of Osceola, Arkansas.

EXECUTED this 21st day of July, 2023

A handwritten signature in dark ink, appearing to read 'James W. Wages', is written over a horizontal line.

James W. Wages
Arkansas Professional
Land Surveyor #1393

BOUNDARY DESCRIPTIONS

Tract 1: Part of Sections 12 and 13, Township 12 North, Range 10 East and part of Sections 7 and 18, Township 12 North, Range 11 East, Osceola District, Mississippi County, Arkansas, being 1033.0 acres, more or less, and more particularly described as follows:

Beginning at a 1/2-inch iron bar found and commonly accepted as evidence of the northeast corner of said Section 12, common to the northwest corner of said Section 7; thence run North 89°30'25" East a distance of 81.86 feet to a point of the east right-of-way line of Arkansas Highway 239 and the westerly line of the City of Osceola existing city limits; thence run southeasterly along a 760.0 foot radius curve to the left (Chord Bearing South 19°27'54" East and Chord Distance 86.33) an arc distance of 86.18 feet along said right-of-way line and existing city limits to a point; thence run South 23°02'13" East a distance of 1545.42 feet along said right-of-way line and along the east right-of-way line of former County Road 623 and existing city limits to a point; thence run southeasterly along a 918.79 foot radius curve to the left (Chord Bearing South 2°21'54" East and Chord Distance 106.14) an arc distance of 106.14 feet along said right-of-way line and existing city limits to a point; thence run South 28°41'14" East a distance of 3143.92 feet along said former right-of-way line and existing city limits to a point; thence run South 67°37'38" East a distance of 74.08 feet along existing city limits to an aluminum cap monument found and commonly accepted as evidence of the south quarter corner of said Section 7; thence run North 88°20'37" East a distance of 256.59 feet along the south line of said Section 7 and the north line of said Section 18 and existing city limits to a point at its intersection with the westerly line of the Plum Point Energy Plant property; thence run South 0°22'16" West a distance of 102.65 feet along said westerly property line and existing city limits to a 1/2-inch iron bar (w/ cap); thence run South 40°05'19" West a distance of 273.55 feet along said westerly property line and existing city limits to a 1/2-inch iron bar (w/ cap); thence run South 00°00'00" West a distance of 275.93 feet along said westerly property line and existing city limits to a 1/2-inch iron bar (w/ cap); thence run South 26°16'59" East a distance of 317.17 feet along said westerly property line and existing city limits to a 1/2-inch iron bar (w/ cap); thence run South 16°13'32" East a distance of 409.18 feet along said westerly property line and existing city limits to a 1/2-inch iron bar (w/ cap); thence run South 27°16'58" East a distance of 502.67 feet along said westerly property line and existing city limits to a 1/2-inch iron bar (w/ cap); thence run South 09°07'04" East a distance of 228.08 feet along said westerly property line and existing city limits to a 1/2-inch iron bar (w/ cap); thence run South 08°59'55" East a distance of 652.20 feet along said westerly property line and existing city limits to a 1/2-inch iron bar (w/ cap); thence run South 88°28'09" West a distance of 3332.72 feet along said north half south line and existing city limits to a 3-inch iron pipe in concrete; thence run South 88°51'24" West a distance of 1301.51 feet along said north half south line and existing city limits to a point at its intersection with the centerline of the Burlington Northern Railway; thence run South 01°13'59" East a distance of 653.28 feet along said centerline and existing city limits to a point; thence run South 88°54'52" West a distance of 1322.75 feet to a 2-inch iron pipe; thence run South 88°37'35" West a distance of 2592.20 feet to a point on the east right-of-way line of U.S. Highway 61; thence run North 01°09'25" East a distance of 654.70 feet along said east right-of-way line to a point at its intersection with the south line of the northwest quarter of said Section 13; thence run North 88°28'09" West a distance of 208.74 feet along said northwest quarter south line to a 1/2-inch iron bar in concrete; thence run North 01°00'32" East a distance of 2627.50 feet to a 3/4-inch iron bar in County Road 764 on the north line of said Section 13; thence run South 89°02'55" West a distance of 2045.07 feet along said County Road 764 on the north line and the south line of said Section 12 and along said County Road 764 to a 3/4-inch iron bar (w/ cap) on U.S. Highway 61 east right-of-way line; thence run North 01°20'03" West a distance of 1335.12 feet along said east right-of-way line to a 1/2-inch iron bar (w/ cap) at its intersection with the south line of the north half of the southwest quarter of said Section 12; thence run North 89°13'03" East a distance of 763.18 feet along said south line to a 1/2-inch iron bar (w/ cap); thence run North 01°18'55" West a distance of 182.32 feet to a 6-inch spike (w/ cap) on the north line of the southwest quarter of said Section 12; thence run North 89°10'08" East a distance of 2215.60 feet along said southwest quarter north line to a 1/2-inch iron bar (w/ cap) at its intersection with the west line of the east half of said Section 12; thence run North 01°04'16" West a distance of 2100.40 feet along said east half west line to a 1/2-inch iron bar (w/ cap) at its intersection with the south right-of-way line of said Arkansas Highway 239; thence run North 88°42'47" East a distance of 1295.25 feet along said south right-of-way line to a 1/2-inch iron bar (w/ cap) at its intersection with the west right-of-way line of said Burlington Northern Railway; thence run North 80°27'23" East a distance of 101.06 feet to a 1/2-inch iron bar (w/ cap) on the east right-of-way line of said Burlington Northern Railway at its intersection with said Arkansas Highway 239 south right-of-way line; thence run North 01°14'34" West a distance of 520.79 feet along said Burlington Northern east right-of-way line to a 1/2-inch iron bar (w/ cap); thence run North 89°30'25" East a distance of 1275.93 feet to the Point of Beginning and containing 1033.0 acres, more or less, and being subject to any record easements and/or right-of-way that may affect the herein described tract of land.

Tract 2: Part of the South Half of Section 6 and part of Section 7, Township 12 North, Range 11 East, Osceola District, Mississippi County, Arkansas, being 270.6 acres, more or less, and more particularly described as follows:

Beginning at a 1/2-inch iron bar (w/ cap) on the south line of the City of Osceola River Port Authority property and the southerly line of the City of Osceola existing city limits at its intersection with the easterly line of the St. Francis Levee District right-of-way, said 1/2-inch iron bar (w/ cap) being 1295.22 feet north and 1678.09 feet east of a 1/2-inch iron bar found and commonly accepted as evidence of the southwest corner of said Section 6, common to the northwest corner of said Section 7; thence run North 89°09'08" East a distance of 954.55 feet along said City of Osceola south line and existing city limits to a 1/2-inch iron bar (w/ cap) on the westerly bank of the Mississippi River; thence run South 30°59'45" East a distance of 289.98 feet along said Mississippi River westerly bank to a point; thence run South 16°17'06" East a distance of 149.44 feet along said Mississippi River westerly bank to a point; thence run South 45°58'18" East a distance of 432.14 feet along said Mississippi River westerly bank to a point; thence run South 39°58'11" East a distance of 876.13 feet along said Mississippi River westerly bank to a point; thence run South 35°58'07" East a distance of 531.71 feet along said Mississippi River westerly bank to a point; thence run South 38°45'09" East a distance of 377.78 feet along said Mississippi River westerly bank to a point; thence run South 39°15'11" East a distance of 319.33 feet along said Mississippi River westerly bank to a point; thence run South 24°26'56" East a distance of 928.35 feet along said Mississippi River westerly bank to a point; thence run South 06°46'50" East a distance of 380.83 feet along said Mississippi River westerly bank to a point; thence run South 23°48'03" East a distance of 592.77 feet along said Mississippi River westerly bank to a point; thence run South 73°37'30" East a distance of 316.87 feet along said Mississippi River westerly bank to a 1/2-inch iron bar (w/ cap) at its intersection with the northerly line of the Plum Point Energy Plant property; thence run South 66°10'10" West a distance of 1211.33 feet along said Plum Point Energy Plant northerly property line and said St. Francis Levee District easterly right-of-way line to a point; thence run South 35°38'03" East a distance of 118.71 feet along said easterly right-of-way line to a point; thence run South 53°10'31" West a distance of 510.45 feet along said westerly line of said St. Francis Levee District right-of-way line and the easterly line of the City of Osceola existing city limits; thence run North 36°43'42" West a distance of 310.66 feet along said westerly right-of-way line and existing city limits to a point; thence run North 23°49'41" West a distance of 194.80 feet along said westerly right-of-way line and existing city limits to a point; thence run North 38°05'02" West a distance of 385.48 feet along said westerly right-of-way line and existing city limits to a point; thence run North 34°06'16" West a distance of 386.02 feet along said westerly right-of-way line and existing city limits to a point; thence run North 09°18'16" East a distance of 284.48 feet along said westerly right-of-way line and existing city limits to a point; thence run North 16°39'53" West a distance of 307.19 feet along said westerly right-of-way line and existing city limits to a point; thence run North 22°24'42" West a distance of 471.54 feet along said westerly right-of-way line and existing city limits to a point; thence run North 33°47'40" West a distance of 146.36 feet along said westerly right-of-way line and existing city limits to a point; thence run North 34°59'24" West a distance of 620.32 feet along said westerly right-of-way line and existing city limits to a point; thence run northwesterly along a 94.58 foot radius curve to the left (Chord Bearing North 68°31'20" West and Chord Distance 103.33) an arc distance of 109.33 feet along said westerly right-of-way line and existing city limits to a point; thence run South 77°44'20" West a distance of 209.37 feet along said westerly right-of-way line and existing city limits to a point; thence run northwesterly along a 72.00 foot radius curve to the right (Chord Bearing North 48°08'22" West and Chord Distance 270.03) an arc distance of 280.79 feet along said westerly right-of-way line and existing city limits to a point; thence run North 18°33'34" West a distance of 322.77 feet along said westerly right-of-way line and existing city limits to a point; thence run North 34°40'41" West a distance of 142.40 feet along said westerly right-of-way line and existing city limits to a point; thence run North 55°45'09" West a distance of 100.00 feet along said westerly right-of-way line and existing city limits to a point; thence run North 34°14'51" East a distance of 191.45 feet along said westerly right-of-way line and existing city limits to a point; thence run North 16°07'15" West a distance of 774.01 feet along said westerly right-of-way line and existing city limits to a point; thence run North 19°45'13" West a distance of 531.79 feet along said westerly right-of-way line and existing city limits to a point; thence run North 06°23'15" West a distance of 690.17 feet along said westerly right-of-way line and existing city limits to a point; thence run North 89°09'08" East a distance of 825.76 feet to a point along said City of Osceola River Port Authority south property line and existing city limits to the Point of Beginning and containing 270.6 acres, more or less, and being subject to any record easements and/or right-of-way that may affect the herein described tract of land.

CITY OF OSCEOLA, ARKANSAS ANNEXATION PLAN

E 1/2 & SW 1/4 OF SECTION 12 AND SECTION 13
TOWNSHIP 12 NORTH, RANGE 10 EAST

AND IN THE
S 1/2 OF SECTION 6 AND SECTION 7 AND THE N 1/2 OF SECTION 18
TOWNSHIP 12 NORTH, RANGE 11 EAST
OSCEOLA DISTRICT, MISSISSIPPI COUNTY, ARKANSAS

LINE	BEARING	DISTANCE
L1	S 35°38'03"E	118.74
L2	S 53°37'09"E	297.16
L3	S 53°10'31"W	510.45
L4	N 36°43'42"W	310.66
L5	N 23°49'41"W	194.80
L6	N 38°05'02"W	385.48
L7	S 62°29'37"W	514.04
L8	N 48°20'43"W	383.89
L9	N 01°23'33"W	78.06
L10	N 24°26'33"W	116.39
L11	N 34°26'13"W	386.02
L12	N 09°18'16"E	284.48
L13	N 16°39'53"E	307.19
L14	N 33°24'42"W	473.54
L15	N 38°57'40"W	146.36
L16	N 37°52'24"W	620.32
L17	S 77°44'20"W	209.37
L18	N 18°33'34"W	322.77
L19	N 34°04'41"W	142.40
L20	S 34°14'51"W	191.45
L21	N 55°45'09"W	100.00
L22	N 34°14'51"E	193.45
L23	N 16°07'15"W	774.01
L24	N 19°45'13"W	531.79
L25	N 06°23'15"W	690.17

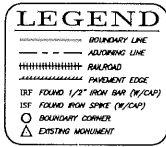
NOTES

This survey, performed during July 2023, was requested by and is for the use and benefit of Green & Clean Holdings, LLC. It is based on provided information and available information and may be subject to additional right-of-way, easements, and/or prior conveyances not provided or found prior to the date(s) shown herein.

The monumented boundaries shown hereon are based on a reference to a survey for Green & Clean Holdings by J.W. Wages dated 7/20/23.

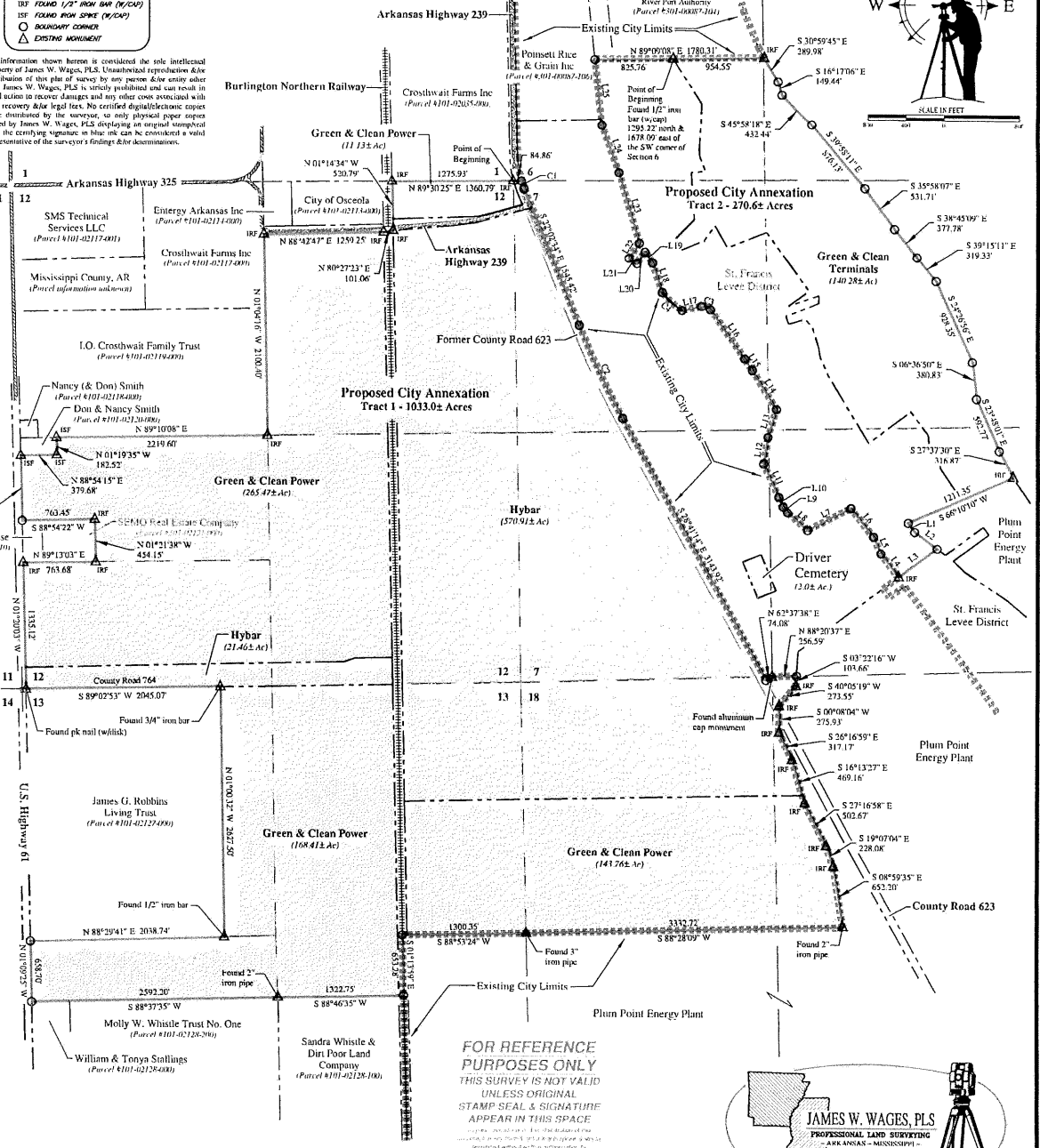
The survey tracts shown hereon are adjacent to and contiguous with previously established & existing City of Osceola perimeter boundaries.

The location of the existing city limits is shown & described herein as shown on mapping information provided by AR GIS and as shown on a survey of proposed annexation by James W. Wages, PLS dated December 13, 2007.




All information shown herein is considered the sole intellectual property of James W. Wages, PLS. Unauthorized reproduction &/or distribution of this plan of survey by any person &/or entity other than James W. Wages, PLS, is strictly prohibited and can result in legal action to recover damages and any other costs associated with the recovery of legal fees. No certified digital/electronic copies were distributed by the surveyor, so any physical paper copies issued by James W. Wages, PLS, displaying an original signature with the certifying signature in blue ink can be considered a valid representation of the surveyor's findings &/or determinations.

CURVE	RADIUS	ARC LENGTH	CHORD LENGTH	CHORD BEARING
C1	960.00'	86.38'	86.35'	S 19°27'54" E
C2	9184.79'	1065.14'	1064.55'	S 25°21'54" E
C3	94.58'	109.33'	103.33'	N 68°31'20" W
C4	722.68'	280.79'	279.03'	N 48°08'22" W



FOR REFERENCE
PURPOSES ONLY
THIS SURVEY IS NOT VALID
UNLESS ORIGINAL
STAMP SEAL & SIGNATURE
APPEAR IN THIS SPACE



July 24, 2023

EXHIBIT D

(Arkansas GIS Office Letter)

[SEE ATTACHED]

*Exhibit D to
Petition for Annexation*



Department of Transformation and Shared Services

Governor Sarah Huckabee Sanders

Secretary Joseph Wood

Director Shelby Johnson

July 25, 2023

Breanna McLaren Hendrix
425 W Capitol Ave STE 1800
Little Rock AR 72201

RE: City of Osceola Annexation Coordination Requirement

Ms. McLaren Hendrix,

Thank you for coordinating with our office as you seek to annex property into the City of Osceola, Mississippi County, AR located in part of Sections 12 and 13, Township 12 North, Range 10 East and part of Sections 7 and 18, Township 12 North, Range 11 East and part of the South Half of Section 6 and part of Section 7, Township 12 North, Range 11 East,. This letter represents confirmation that you have coordinated with our office (Arkansas GIS Office) as specified in § 14-40-101 (Act 914 of 2015) of the 90th General Assembly.

Our office will wait for the completion of additional steps necessary for the proposed boundary change, which normally comes from the Arkansas Secretary of State Elections Division after the appropriate filing by your County Clerk.

Sincerely,

Shelby D Johnson, State Geographic Information Officer

Attachments:

GIS Office Map of Proposed Annexation

Legal Description

Secretary of State Municipal Change Checklist

H:\City_Annexations\Cities\Osceola\20230725\Doc\20230725_Osceola_Annexation_Coordination_Letter.docx










Proposed Annex: City of Osceola
July 2023

City: Osceola
Mayor: Joe Harris Jr

Arkansas Code 14-40-101.

Before an entity undertakes an annexation, consolidation, or detachment proceeding under this chapter, the entity shall coordinate with the Arkansas Geographic Information Systems Office for preparation of legal descriptions and digital mapping for the relevant annexation, consolidation, and detachment areas.

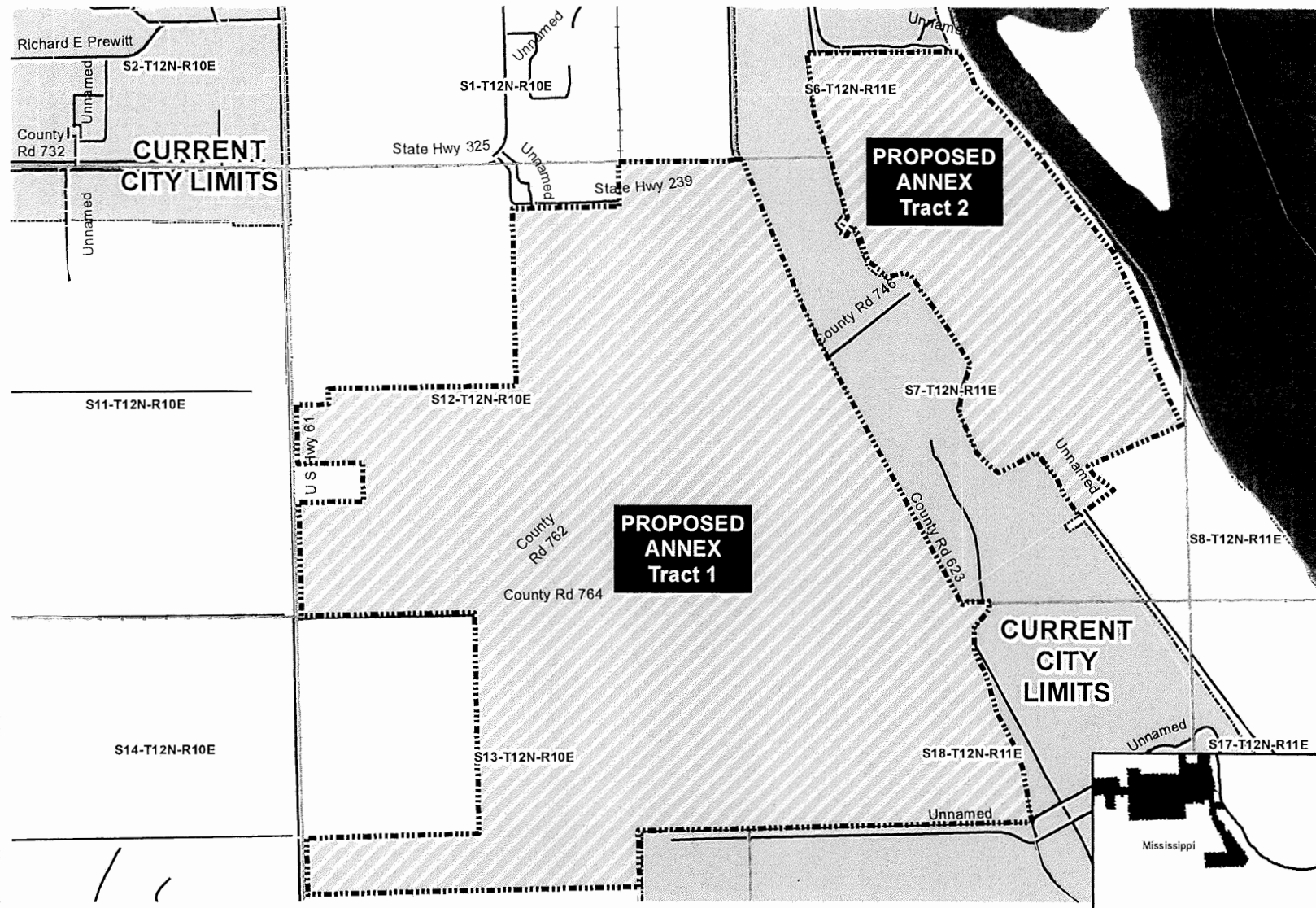
The map contained herein, is evidence, the entity has met requirements of Act 913.

-  Proposed Annex
-  Sections
-  Parcels
-  Minor Road
-  Railroad
-  River Flowline
-  Mississippi River
-  Existing City
-  County Boundary

0 0.050.1 0.2
Miles



H:\City_Annexations\Cities\Osceola\20230725\



FILED
1:30 p.m.
AUG 03 2023

JANICE CURRIE
COUNTY & PROBATE DIVISION CLERK

IN THE MATTER OF ANNEXING TO THE
CITY OF OSCEOLA, ARKANSAS
CERTAIN TERRITORY CONTIGUOUS TO
SAID CITY OF OSCEOLA, ARKANSAS

CO-2023-16

**VERIFICATION OF PETITION FOR ANNEXATION PURSUANT
TO ARK. CODE ANN. § 14-40-609**

We, Janice Currie, County Clerk of Mississippi County, and Brannah Bibbs, County Assessor of Mississippi County, attest as follows:

Our offices have received the attached Petition seeking annexation. The Petition has been reviewed and we hereby verify that the Petition:


- A. is in writing;
- B. contains an attestation signed before a notary or notaries by the owners of the relevant properties confirming the desire to be annexed;
- C. contains an accurate description of the relevant properties;
- D. contains a letter or title opinion from a certified abstractor or title company verifying that the petitioners are all the owners of record of the relevant properties;
- E. contains a letter or verification from a certified surveyor or engineer verifying that the relevant property or properties are contiguous with the City of Osceola and that no enclaves will be created if the properties are accepted by the city; and
- F. includes a schedule of services of the City of Osceola that will be extended to the area within three (3) years after the date the annexation becomes final.

The County Clerk shall forward a copy of this Verification and the related Petition to the County Judge of Mississippi County, Arkansas.



HON. JANICE CURRIE, County Clerk

Date: August 3rd, 2023



HON. BRANNAH BIBBS, County Assessor

Date: August 3, 2023

Motion was made by Tyler Dunegan and seconded by Joe Guy to place ordinance on second reading.

Roll was called and all Council members voted aye.

Jessica read the ordinance by title only.

Motion was made by Tyler Dunegan and seconded by Joe Guy to place ordinance on third reading.

Roll was called and all Council members voted aye.

Jessica read the ordinance by title only.

Motion was made by Tyler Dunegan and seconded by Joe Guy to adopt the ordinance.

Roll was called and all Council members voted aye.

Ordinance was passed on the 21st day of August, 2023 and given number 2023-13.

Motion was made by Joe Guy and seconded by Linda Watson to read the ordinance by title only. All Council members were in favor.

Jessica introduced ordinance by title only:

ORDINANCE NO. 2003-14

BE IT ENACTED BY THE CITY COUNCIL OF THE CITY OF OSCEOLA, ARKANSAS, AN ORDINANCE TO BE ENTITLED:

AN ORDINANCE CALLING A SPECIAL ELECTION IN THE CITY OF OSCEOLA, ARKANSAS ON THE QUESTIONS OF ISSUING BONDS UNDER AMENDMENT NO. 62 TO THE CONSTITUTION OF THE STATE OF ARKANSAS FOR THE PURPOSE OF FINANCING ALL OR A PORTION OF THE COST OF PARK AND RECREATIONAL IMPROVEMENTS; LEVYING A NEW SEVEN-EIGHTHS OF ONE PERCENT (0.875%) SALES AND USE TAX FOR THE PURPOSE OF RETIRING SUCH BONDS; AND PRESCRIBING OTHER MATTERS PERTAINING THERETO;

WHEREAS, the City Council of the City of Osceola, Arkansas (the "City") has determined that the City is greatly in need of park and recreational improvements including particularly, without limitation, an aquatic park facility, municipal golf course improvements, and any necessary parking, landscaping, signage, drainage, concessions, lighting, road and utility improvements related thereto (collectively, the "Project");

WHEREAS, the City can finance all or a portion of the costs of the Project by the issuance of capital improvement bonds (the "Bonds") in one or more series in the maximum aggregate principal amount of \$18,400,000 under the authority of Amendment No. 62 to the Constitution of the State of Arkansas ("Amendment 62") and Title 14, Chapter 164, Subchapter 3 of the Arkansas Code of 1987 Annotated, as amended (the "Authorizing Legislation");

WHEREAS, the Authorizing Legislation provides for the levy of one or more city-wide sales and use taxes at the rate of 0.125%, 0.25%, 0.5%, 0.75% or 1% or any combination thereof, but not to exceed 1% in the aggregate;

WHEREAS, the City does not currently levy a sales and use tax under the authority of the Authorizing Legislation;

WHEREAS, the City can pay the principal of and interest on the Bonds from the proceeds of a new City-wide seven-eighths of one percent (0.875%) sales and use tax to be levied under the authority of the Authorizing Legislation solely for that purpose; and

WHEREAS, the purpose of this Ordinance is to submit to the electors of the City the questions of issuing the Bonds for the acquisition, construction, improvement, expansion, furnishing, equipping, operation and maintenance of the Project under Amendment 62 and the Authorizing Legislation at a special election to be called for that purpose and to levy a sales and use tax at the rate of seven-eighths of one percent (0.875%) on the receipts from the sales at retail within the City of all items which are subject to taxation under the Arkansas Gross Receipts Act of 1941, as amended (A.C.A. §§26-52-101, et seq.), and the receipts from storing, using, distributing or consuming within the City tangible personal property under the Arkansas Compensating Tax Act of 1949, as amended (A.C.A. §§26-53-101, et seq.) (collectively, the "Sales and Use Tax");

NOW, THEREFORE, BE IT ORDAINED by the City Council of the City of Osceola, Arkansas:

Section 1. There be, and there is hereby called, a special election to be held on November 14, 2023, at which election there shall be submitted to the electors of the City the questions of issuing the Bonds under Amendment 62 and the Authorizing Legislation to pay all or a portion of the costs of accomplishing the Project in the maximum principal amounts described above, and to levy the Sales and Use Tax to be used after the State of Arkansas deducts its administrative charges and required rebates to pay the principal and interest of the Bonds.

Section 2. In order to provide for the payment of the principal of and interest on the Bonds and all obligations of the City in connection therewith, there is hereby levied the Sales and Use Tax. The levy of the Sales and Use Tax shall not become effective until the special election called in Section 1 above has been held and the issuance of the Bonds for one or more of the purposes and the levy of the Sales and Use Tax is approved by the voters. The Sales and Use Tax shall be levied and collected on the gross receipts, gross proceeds or sales price in the maximum amount allowed from time to time by Arkansas law, subject to rebates and limitations as from time to time required by Arkansas statutes for certain single transactions. The levy of the Sales and Use Tax shall not take effect until the issuance of the Bonds is approved by the voters as provided herein.

Section 3. The question of issuing the Bonds shall be placed on the ballot for the election in substantially the following form:

PARK AND RECREATIONAL IMPROVEMENT BONDS
0.875% SALES AND USE TAX

An issue of bonds of the City of Osceola in one or more series in the maximum aggregate principal amount of \$18,400,000 for the purpose of financing all or a portion of the costs of acquisition, construction, improvement, expansion, furnishing, equipping, operation and maintenance of park and recreational improvements including particularly, without limitation, an aquatic park facility, municipal golf course improvements, and any necessary parking, landscaping, signage, drainage, concessions, lighting, road and utility improvements related thereto, and, in order to pay the bonds, the levy and pledge of a new seven-eighths of one percent (0.875%) local sales and use tax within the City.

If the bonds are approved, there will be levied within the City a new seven-eighths of one percent (0.875%) sales and use tax, the net collections of which remaining after the State of Arkansas deducts its administrative charges and required rebates, will be used solely to retire or pay obligations with respect to the bonds in accordance with Amendment No. 62 to the Arkansas Constitution. The tax will expire after the bonds have been paid or provision is made therefor in accordance with Arkansas statutes.

FOR.....☐
AGAINST.....☐

Section 4. The election shall be held and conducted and the vote canvassed and the results declared under the law and in the manner now provided for municipal elections unless otherwise provided in the Authorizing Legislation and only qualified voters of the City shall have the right to vote at the election.

Section 5. The result of the election shall be proclaimed by the Mayor and his Proclamation shall be published one time in a newspaper having a general circulation in the City, which Proclamation shall advise that the results as proclaimed shall be conclusive unless attacked in the courts within thirty days after the date of publication.

Section 6. A copy of this Ordinance shall be filed with the Mississippi County Clerk at least 70 days prior to the date of the special election. A copy of this Ordinance shall be given to the Mississippi County Board of Election Commissioners so that the necessary election official and supplies may be provided. A certified copy of this Ordinance shall also be provided to the Commissioner of Revenues of the State of Arkansas as soon is practical.

Section 7. The Mayor and City Clerk, for and on behalf of the City, be and they are hereby authorized and directed to do any and all things necessary to call and hold the special election as herein provided and to perform all acts of whatever nature necessary to carry out the authority conferred by this Ordinance.


Section 8. If the Bonds are approved, the City intends to negotiate with Crews & Associates, Inc. which have assisted the City in preparation of the Bond size and repayment structure, for the sale of the Bonds.

Section 9. The provisions of this Ordinance are hereby declared to be separable and if any provision shall for any reason be held illegal or invalid, such holding shall not affect the validity of the remainder of this Ordinance.

Section 10. All ordinances and parts thereof in conflict herewith are hereby repealed to the extent of such conflict.

PASSED: August 21, 2023.

APPROVED:


Mayor

ATTEST:


City Clerk

(SEAL)

Motion was made by Joe Guy and seconded by Linda Watson to place ordinance on its second reading.

Roll was called and all Council members voted aye, except Gary Cooper who voted no.

Jessica read ordinance by title only.

Motion was made by Joe Guy and seconded by Linda Watson to place ordinance on its third reading.

Roll was called and all Council members voted aye, except Gary Cooper who voted no.

Jessica read ordinance by title only.

Motion was made by Joe Guy and seconded by Linda Watson to adopt the ordinance.

Roll was called and all Council members voted aye, except Gary Cooper who voted no.

Ordinance was passed on the 21st day of August, 2023 and given number 2023-14.

Motion was made by Sandra Brand and seconded by Joe Guy to read the ordinance by title only. All Council members were in favor.

Jessica introduced the ordinance by title only:

ORDINANCE NO. 2003-15

BE IT ENACTED BY THE CITY COUNCIL OF THE CITY OF OSCEOLA, ARKANSAS, AN ORDINANCE TO BE ENTITLED:

AN ORDINANCE PROVIDING FOR THE LEVY OF A ONE-EIGHTH OF ONE PERCENT (0.125%) SALES AND USE TAX WITHIN THE CITY OF OSCEOLA, ARKANSAS THAT WILL EXPIRE ON DECEMBER 31, 2034; CALLING A SPECIAL ELECTION IN THE CITY OF OSCEOLA, ARKANSAS ON THE QUESTION OF LEVYING A NEW CITY-WIDE ONE-EIGHTH OF ONE PERCENT (0.125%) SALES AND USE TAX THAT WILL EXPIRE ON DECEMBER 1, 2034; AND PRESCRIBING OTHER MATTERS PERTAINING THERETO;

WHEREAS, the City Council of the City of Osceola, Arkansas (the "City") has determined that there is a need for a source of revenue to be used for one or more of the following: (a) to pay and secure the repayment of bonds approved by the voters and issued by the City from time to time to finance capital improvements, and (b) to acquire, construct, improve, expand, equip, furnish, operate and maintain park and recreational facilities;

WHEREAS, Title 26, Chapter 75, Subchapter 3 of the Arkansas Code of 1987 Annotated, as amended (the "Authorizing Legislation") provides for the levy of a city-wide sales and use tax at the rate of 0.125%, 0.25%, 0.5%, 0.75% or 1%, or any combination thereof;

WHEREAS, the City does not currently levy a sales and use tax under the authority of the Authorizing Legislation; and

WHEREAS, the City Council has proposed the levy of a new city-wide sales and use tax at the rate of 0.125% under the authority of the Authorizing Legislation, the net collections of which will be used for the purposes described above;

WHEREAS, the purpose of this Ordinance is to levy the above-described sales and use tax, and call a special election on the question of the levy of the sales and use tax;

NOW, THEREFORE, BE IT ORDAINED by the City Council of the City of Osceola, Arkansas:

Section 1. Under the authority of the Authorizing Legislation, there is hereby levied a 0.125% tax on the gross receipts from the sale at retail within the City of all items which are subject to the Arkansas Gross Receipts Act of 1941, as amended (Ark. Code Ann. §§ 26-52-101, *et seq.*), and the imposition of an excise (or use) tax on the storage, use, distribution or other consumption within the City of tangible personal property subject to the Arkansas Compensating Tax Act of 1949, as amended (Ark. Code Ann. §§ 26-53-101, *et seq.*), at a rate of 0.125% of the sale price of the property or, in the case of leases or rentals, of the lease or rental price (collectively, the "Sales and Use Tax"). The Sales and Use Tax shall be levied, and the net collections received after deduction of the administrative charges of the State of Arkansas and required rebates shall be used for one or more of the following: (a) to pay and secure the repayment of bonds approved by the

voters and issued by the City from time to time to finance capital improvements, and (b) to acquire, construct, improve, expand, equip, furnish, operate and maintain park and recreational facilities. The Sales and Use Tax shall be levied and collected on the gross receipts, gross proceeds or sales price in the maximum amount allowed from time to time under Arkansas law, subject to rebates and limitations as required for certain single transactions as from time to time required by Arkansas statutes.

Section 2. The Sales and Use Tax shall expire on December 31, 2034.

Section 3. The Sales and Use Tax shall not take effect until an election is held on the question of levying the Sales and Use Tax at which a majority of the electors voting on the question shall have approved the levy of the Sales and Use Tax.

Section 4. There is hereby called a special election to be held on November 14, 2023, at which election there shall be submitted to the electors of the City the question of the levy of the Sales and Use Tax.

Section 5. The question of levying the Sales and Use Tax shall be placed on the ballot for the election in substantially the following form:

0.125% SALES AND USE TAX

Adoption of a 0.125% local sales and use tax within the City of Osceola, the net collections of which remaining after deduction of the administrative charges of the State of Arkansas and required rebates will be used for one or more of the following: (a) to pay and secure the repayment of bonds approved by the voters and issued by the City from time to time to finance capital improvements, and (b) to acquire, construct, improve, expand, equip, furnish, operate and maintain park and recreational facilities. The levy of the tax is not dependent on any bonds being approved or issued. The sales and use tax shall expire on December 31, 2034.

FOR.....☐
AGAINST.....☐

Section 6. The election shall be held and conducted and the vote canvassed and the results declared under the law and in the manner now provided for municipal elections unless otherwise provided in the Authorizing Legislation and only qualified voters of the City shall have the right to vote at the election.

Section 7. The results of the election shall be proclaimed by the Mayor and such Proclamation shall be published one time in a newspaper having a general circulation in the City, which Proclamation shall advise that the results as proclaimed shall be conclusive unless attacked in the courts within thirty days after the date of publication.

Section 8. A copy of this Ordinance shall be filed with the Mississippi County Clerk at least 70 days prior to the date of the special election. A copy of this Ordinance shall be given to the

Mississippi County Board of Election Commissioners so that the necessary election official and supplies may be provided. A certified copy of this Ordinance shall also be provided to the Commissioner of Revenues of the State of Arkansas as soon is practical.


Section 9. The Mayor and City Clerk, for and on behalf of the City, be and they are hereby authorized and directed to do any and all things necessary to call and hold the special election as herein provided and to perform all acts of whatever nature necessary to carry out the authority conferred by this Ordinance.

Section 10. The provisions of this Ordinance are hereby declared to be separable and if any provision shall for any reason be held illegal or invalid, such holding shall not affect the validity of the remainder of this Ordinance.

Section 11. All ordinances and parts thereof in conflict herewith are hereby repealed to the extent of such conflict.

PASSED: August 21, 2023.

APPROVED:


Mayor

ATTEST:


City Clerk

(SEAL)

Motion was made by Joe Guy and seconded by Linda Watson to place ordinance on its second reading.

Roll was called and all Council members voted aye, except Gary Cooper who voted no.

Jessica read ordinance by title only.

Motion was made by Joe Guy and seconded by Linda Watson to place ordinance on its third reading.

Roll was called and all Council members voted aye, except Gary Cooper who voted no.

Jessica read ordinance by title only.

Motion was made by Joe Guy and seconded by Linda Watson to adopt the ordinance.

Roll was called and all Council members voted aye, except Gary Cooper who voted no.

Ordinance was passed on the 21st day of August, 2023 and given number 2023-15.

The next resolution was introduced and reads as follows:

RESOLUTION NO. 2023-35

**A RESOLUTION EXPRESSING THE WILLINGNESS OF
THE CITY OF OSCEOLA
TO PARTNER WITH THE ARKANSAS DEPARTMENT OF TRANSPORTATION
FOR THE FOLLOWING PROJECT:**

Highway 61/Highway 140 Intersection Improvements

WHEREAS, the City of Osceola (City) has expressed interest in partnering with the Arkansas Department of Transportation (Department) to improve the intersection of Highway 61 and Highway 140; and

WHEREAS, the City has agreed to contribute \$125,000 towards the construction of this improvement; and

WHEREAS, the City will also be financially responsible for the relocation of all City owned utilities that are deemed non-reimbursable for Federal-aid funding; and

WHEREAS, the Department will oversee all phases of the project.


NOW THEREFORE, BE IT RESOLVED BY THE CITY COUNCIL OF OSCEOLA, ARKANSAS THAT:

SECTION I: The City will participate in accordance with its designated responsibilities in this project, which includes providing electrical service, and maintenance of the traffic signal and associated control equipment.

SECTION II: The Mayor, or their designated representative, is hereby authorized and directed to execute all appropriate agreements and contracts necessary to expedite implementation of this project.


SECTION III: The City pledges its full support of intersection upgrades at Hwy 61/140, contingent upon the completion of a turning lane at the intersection of Hwy 140 and Country Club Road and hereby requests that the Arkansas Department of Transportation initiate action to implement these improvements .

THIS RESOLUTION adopted this 21st day of August, 2023.



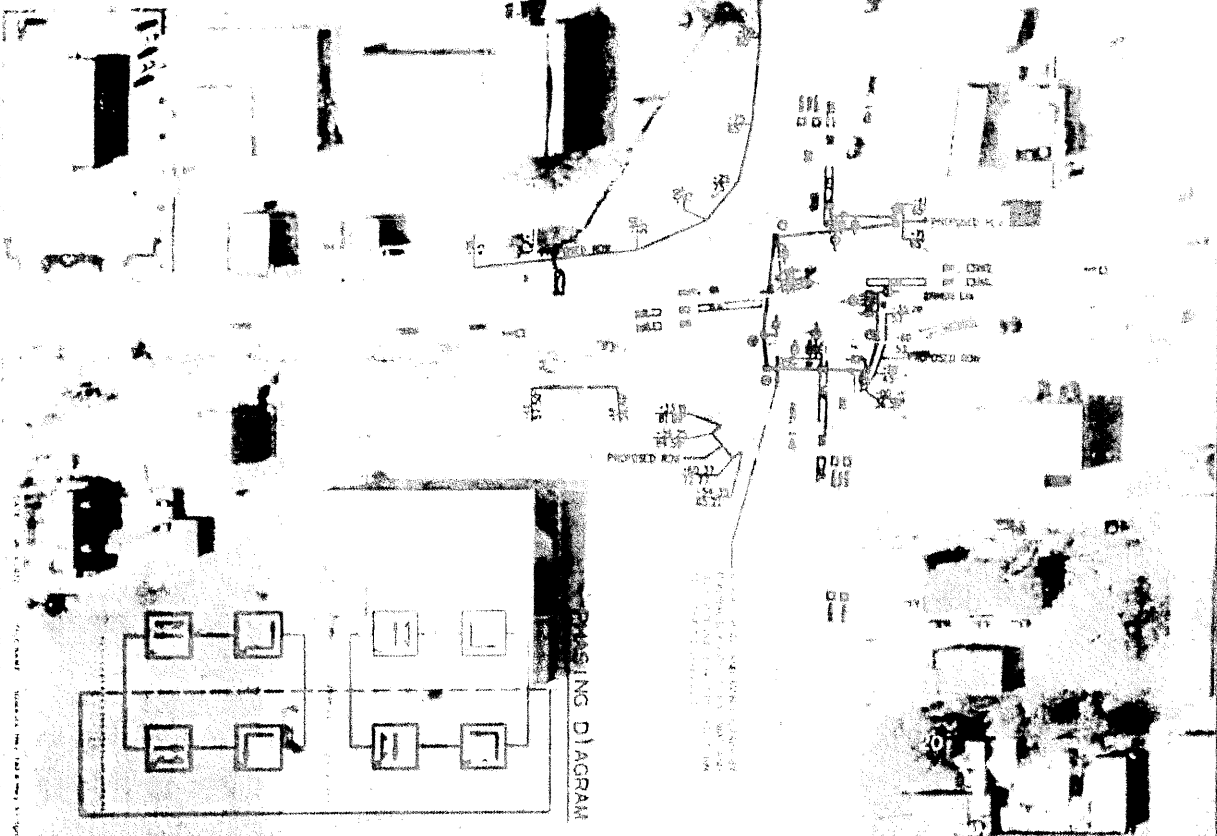
Joe Harris Jr.
Mayor

ATTEST:
(SEAL)




[illegible]

HIGHWAY 140 HIGHWAY 50
POLE DIMENSIONS

HIGHWAY 140 HIGHWAY 31
POLE LOCATIONS[illegible]

SIGNAL FACES

[illegible][illegible]


Motion made by Joe Guy and seconded by Gary Cooper to approve the resolution on the condition that the turning lane be installed on Country Club Road. All Council members were in favor.

Resolution passed on the 21st day of August, 2023 and given number 2023-35.

Next was a DRA Memorandum of Understanding. Cody Shreve addressed the council.

Motion was made by Tyler Dunegan and seconded by Joe Guy to approve. All Council members were in favor.

With there being no further business, motion was made by Joe Guy and seconded by Tyler Dunegan to adjourn.



Joe Harris, Mayor

Jessica Griffin, City Clerk/Treasurer

August 2023	Year to Date			Annual	Elapsed
	Budget	Actual	Var (+) (-)	Budget	67%
Revenue:					
01 - Osceola Light & Power	11,321,233	11,310,007	(11,227)	16,981,850	67%
02 - City General Fund	6,065,242	4,453,865	(1,611,377)	9,097,863	49%
03 - Street Fund		27,589	24,229	695,040	70%
04 - Sanitation Fund		2,283	(56,417)	958,050	61%
Total Funds		1,743	(1,654,792)	27,732,803	61%
Operating Expense:					
01 - Osceola Light & Power		504	(776,596)	14,615,862	72%
02 - City General Fund		848	2,331,502	10,709,026	45%
03 - Street Fund		385	94,382	1,106,650	58%
04 - Sanitation Fund		013	32,320	1,103,000	64%
Total Funds		750	1,681,608	27,534,538	61%
Impact to Surplus:					
01 - Osceola Light & Power	1,577,325	789,503	(787,823)	2,365,988	33%
02 - City General Fund	(1,074,109)	(353,984)	720,125	(1,611,163)	22%
03 - Street Fund	(274,407)	(155,796)	118,611	(411,610)	38%
04 - Sanitation Fund	(96,633)	(120,730)	(24,097)	(144,950)	83%
Total Funds	132,177	158,993	26,816	198,265	

August 2023	Current Month			Year to Date			Annual	Elapsed
	Budget	Actual	Var (+) (-)	Budget	Actual	Var (+) (-)	Budget	
Revenue:								
01 - Osceola Light & Power	1,415,154	1,789,796	374,642	11,321,233	11,310,007	(11,227)	16,981,850	67%
02 - City General Fund	758,155	358,288	(399,867)	6,065,242	4,453,865	(1,611,377)	9,097,863	49%
03 - Street Fund	57,920	47,969	(9,951)	463,360	487,589	24,229	695,040	70%
04 - Sanitation Fund	79,838	82,953	3,116	638,700	582,283	(56,417)	958,050	61%
Total Funds	2,311,067	2,279,007	(32,060)	18,488,535	16,833,743	(1,654,792)	27,732,803	61%
Operating Expense:								
01 - Osceola Light & Power	1,217,989	1,403,526	(185,538)	9,743,908	10,520,504	(776,596)	14,615,862	72%
02 - City General Fund	892,419	633,122	259,297	7,139,351	4,807,848	2,331,502	10,709,026	45%
03 - Street Fund	92,221	91,669	552	737,767	643,385	94,382	1,106,650	58%
04 - Sanitation Fund	91,917	83,648	8,268	735,333	703,013	32,320	1,103,000	64%
Total Funds	2,294,545	2,211,966	82,579	18,356,359	16,674,750	1,681,608	27,534,538	61%
Impact to Surplus:								
01 - Osceola Light & Power	197,166	386,270	(189,105)	1,577,325	789,503	(787,823)	2,365,988	33%
02 - City General Fund	(134,264)	(274,834)	140,570	(1,074,109)	(353,984)	720,125	(1,611,163)	22%
03 - Street Fund	(34,301)	(43,700)	9,399	(274,407)	(155,796)	118,611	(411,610)	38%
04 - Sanitation Fund	(12,079)	(695)	(11,384)	(96,633)	(120,730)	(24,097)	(144,950)	83%
Total Funds	16,522	67,041	(50,519)	132,177	158,993	26,816	198,265	

OMLP/CITY OF OSCEOLA
BUDGET TO ACTUAL COMPARISON
ALL FUND SUMMARY

August 2023

August 2023

August 2023	67%			Year to Date			Elapsed	Annual	Prev Yr
	Budget	Actual	Var (+) (-)	Budget	Actual	Var (+) (-)	67%	Budget	Actual
REVENUE									
ELECTRIC	1,201,292	1,510,821	309,530	9,610,333	9,648,967	38,634	67%	14,415,500	15,913,780
WATER	123,750	162,894	39,144	990,000	1,012,070	22,070	68%	1,485,000	1,534,388
SEWER	90,000	101,320	11,320	720,000	609,581	(110,419)	56%	1,080,000	929,658
OMLP ADMIN	113	14,761	14,648	900	39,389	38,489	2918%	1,350	105,138
CITY ADMIN	680,658	350,812	(329,847)	5,445,265	3,656,642	(1,788,624)	45%	8,167,898	7,308,758
POLICE	41,833	(15,797)	(57,630)	334,667	476,769	142,102	95%	502,000	449,307
FIRE	16,667	8,332	(8,335)	133,333	183,328	49,995	92%	200,000	105,537
OPAR	14,167	11,602	(2,564)	113,333	94,701	(18,633)	56%	170,000	112,797
COURT							N/A		
JAIL							N/A		
GOLF	4,622	2,905	(1,717)	36,977	30,940	(6,037)	56%	55,465	53,348
AIRPORT	-	434	434	-	10,951	10,951	N/A	-	100,154
CODE ENFORCEMENT	-	-	-				N/A		
ANIMAL CONTROL	208	-	(208)	1,667	535	(1,132)	21%	2,500	1,689
STREET	57,920	47,969	(9,951)	463,360	487,589	24,229	70%	695,040	603,509
GARBAGE	70,838	73,185	2,348	566,700	514,622	(52,078)	61%	850,050	842,824
COMPOST	-	-	-	-	-	-	N/A	-	-
PEST CONTROL	9,000	9,768	768	72,000	67,660	(4,340)	63%	108,000	110,730
TOTAL	2,311,067	m	(32,060)	18,488,535	16,833,743	(1,654,792)	61%	27,732,803	28,171,617
EXPENSE									
ELECTRIC	976,854	1,185,292	(208,437)	7,814,833	8,891,809	(1,076,976)	76%	11,722,250	14,919,218
WATER	86,908	72,081	14,827	695,267	581,587	113,680	56%	1,042,900	887,287
SEWER	62,826	81,801	(18,975)	502,608	548,760	(46,152)	73%	753,912	679,929
OMLP ADMIN	91,400	64,353	27,047	731,200	498,349	232,851	45%	1,096,800	2,003,972
CITY ADMIN	365,599	99,891	265,708	2,924,789	679,303	2,245,486	15%	4,387,183	812,081
POLICE	214,958	220,358	(5,400)	1,719,667	1,584,396	135,271	61%	2,579,500	2,329,504
FIRE	126,082	110,731	15,351	1,008,657	1,251,754	(243,097)	83%	1,512,985	1,354,583
OPAR	79,308	77,778	1,530	634,467	492,571	141,896	52%	951,700	755,457
COURT	8,900	14,914	(6,014)	71,199	89,914	(18,715)	84%	106,798	108,269
JAIL	28,792	56,984	(28,192)	230,333	331,267	(100,934)	96%	345,500	430,266
GOLF	23,859	25,036	(1,176)	190,873	182,778	8,095	64%	286,310	332,825
AIRPORT	667	15	652	5,333	13,678	(8,344)	171%	8,000	91,520
CODE ENFORCEMENT	29,733	10,897	18,836	237,867	84,722	153,144	24%	356,800	176,076
ANIMAL CONTROL	14,521	16,518	(1,997)	116,167	97,466	18,700	56%	174,250	167,695
STREET	92,221	91,669	552	737,767	643,385	94,382	58%	1,106,650	864,101
GARBAGE	82,167	75,773	6,394	657,333	647,885	9,449	66%	986,000	1,074,063
COMPOST	125	-	125	1,000	-	1,000	0%	1,500	65
PEST CONTROL	9,625	7,875	1,750	77,000	55,128	21,872	48%	115,500	94,505
TOTAL	2,294,545	2,211,966	82,579	18,356,359	16,674,750	1,681,608	61%	27,534,538	27,081,416
IMPACT TO SUPRLUS									
ELECTRIC	224,438	325,530	101,092	1,795,500	757,159	(1,038,341)	28%	2,693,250	994,562
WATER	36,842	90,813	53,972	294,733	430,483	135,750	97%	442,100	647,101
SEWER	27,174	19,519	(7,655)	217,392	60,821	(156,571)	19%	326,088	249,729
OMLP ADMIN	(91,288)	(49,592)	41,696	(730,300)	(458,960)	271,340	42%	(1,095,450)	(1,898,834)
CITY ADMIN	315,060	250,921	(64,138)	2,520,477	2,977,339	456,862	79%	3,780,715	6,496,677
POLICE	(173,125)	(236,155)	(63,030)	(1,385,000)	(1,107,627)	277,373	53%	(2,077,500)	(1,880,197)
FIRE	(109,415)	(102,399)	7,017	(875,323)	(1,068,426)	(193,102)	81%	(1,312,985)	(1,249,046)
OPAR	(65,142)	(66,176)	(1,034)	(521,133)	(397,870)	123,263	51%	(781,700)	(642,660)
COURT	(8,900)	(14,914)	(6,014)	(71,199)	(89,914)	(18,715)	84%	(106,798)	(108,269)
JAIL	(28,792)	(56,984)	(28,192)	(230,333)	(331,267)	(100,934)	96%	(345,500)	(430,266)
GOLF	(19,237)	(22,130)	(2,893)	(153,897)	(151,838)	2,058	66%	(230,845)	(279,477)
AIRPORT	(667)	419	(218)	(5,333)	(2,727)	2,607	34%	(8,000)	8,634
CODE ENFORCEMENT	(29,733)	(10,897)	(18,836)	(237,867)	(84,722)	153,144	24%	(356,800)	(176,076)
ANIMAL CONTROL	(14,313)	(16,518)	(2,206)	(114,500)	(96,931)	17,569	56%	(171,750)	(166,006)
STREET	(34,301)	(43,700)	(9,399)	(274,407)	(155,796)	118,611	38%	(411,610)	(260,592)
GARBAGE	(11,329)	(2,588)	8,741	(90,633)	(133,262)	(42,629)	98%	(135,950)	(231,239)
COMPOST	(125)	-	125	(1,000)	-	1,000	0%	(1,500)	(65)
PEST CONTROL	(625)	1,893	2,518	(5,000)	12,532	17,532	-167%	(7,500)	16,225
TOTAL	16,522	67,041	11,544	132,177	158,993	26,816	80%	198,265	1,090,202

OMLP/CITY OF OSCEOLA
BUDGET TO ACTUAL COMPARISON
CONSOLIDATED SUMMARY

August 2023

August 2023

August 2023	67%			Year to Date			Elapsed	Annual	Prev Yr
	Budget	Actual	Var (+) (-)	Budget	Actual	Var (+) (-)	67%	Budget	Actual
REVENUE									
OMLP	1,415,154	1,789,796	374,642	11,321,233	11,310,007	(11,227)	67%	16,981,850	18,482,964
CITY	758,155	358,288	(399,867)	6,065,242	4,453,865	(1,611,377)	49%	9,097,863	8,131,590
STREET	57,920	47,969	(9,951)	463,360	487,589	24,229	70%	695,040	603,509
SANITATION	79,838	82,953	3,116	638,700	582,283	(56,417)	61%	958,050	953,554
TOTAL	2,311,067	2,279,007	(32,060)	18,488,535	16,833,743	(1,654,792)	61%	27,732,803	28,171,617
EXPENSE									
OMLP	1,217,989	1,403,526	(185,538)	9,743,908	10,520,504	(776,596)	72%	14,615,862	18,490,406
CITY	892,419	633,122	259,297	7,139,351	4,807,848	2,331,502	45%	10,709,026	6,558,276
STREET	92,221	91,669	552	737,767	643,385	94,382	58%	1,106,650	864,101
SANITATION	91,917	83,648	8,268	735,333	703,013	32,320	64%	1,103,000	1,168,633
TOTAL	2,294,545	2,211,966	82,579	18,356,359	16,674,750	1,681,608	61%	27,534,538	27,081,416
IMPACT TO SURPLUS									
OMLP	197,166	386,270	189,105	1,577,325	789,503	(787,823)	33%	2,365,988	(7,442)
CITY	(134,264)	(274,834)	(140,570)	(1,074,109)	(353,984)	720,125	22%	(1,611,163)	1,573,315
STREET	(34,301)	(43,700)	(9,399)	(274,407)	(155,796)	118,611	38%	(411,610)	(260,592)
SANITATION	(12,079)	(695)	11,384	(96,633)	(120,730)	(24,097)	83%	(144,950)	(215,079)
TOTAL	16,522	67,041	50,519	132,177	158,993	26,816	80%	198,265	1,090,202

CITY OF OSCEOLA
BUDGET TO ACTUAL COMPARISON
OMLP FUND SUMMARY

August 2023				August 2023					
August 2023	67%			Year to Date			Elapsed	Annual	Prev Yr
	Budget	Actual	Var (+) (-)	Budget	Actual	Var (+) (-)	67%	Budget	Actual
REVENUE									
ELECTRIC	1,201,292	1,510,821	309,530	9,610,333	9,648,967	38,634	67%	14,415,500	15,913,780
WATER	123,750	162,894	39,144	990,000	1,012,070	22,070	68%	1,485,000	1,534,388
SEWER	90,000	101,320	11,320	720,000	609,581	(110,419)	56%	1,080,000	929,658
ADMIN	113	14,761	14,648	900	39,389	38,489	2918%	1,350	105,138
TOTAL	1,415,154	1,789,796	374,642	11,321,233	11,310,007	(11,227)	67%	16,981,850	18,482,964
EXPENSE									
ELECTRIC	976,854	1,185,292	(208,437)	7,814,833	8,891,809	(1,076,976)	76%	11,722,250	14,919,218
WATER	86,908	72,081	14,827	695,267	581,587	113,680	56%	1,042,900	887,287
SEWER	62,826	81,801	(18,975)	502,608	548,760	(46,152)	73%	753,912	679,929
ADMIN	91,400	64,353	27,047	731,200	498,349	232,851	45%	1,096,800	2,003,972
TOTAL	1,217,989	1,403,526	(185,538)	9,743,908	10,520,504	(776,596)	72%	14,615,862	18,490,406
IMPACT TO SURPLUS									
ELECTRIC	224,438	325,530	101,092	1,795,500	757,159	(1,038,341)	28%	2,693,250	994,562
WATER	36,842	90,813	53,972	294,733	430,483	135,750	97%	442,100	647,101
SEWER	27,174	19,519	(7,655)	217,392	60,821	(156,571)	19%	326,088	249,729
ADMIN	(91,288)	(49,592)	41,696	(730,300)	(458,960)	271,340	42%	(1,095,450)	(1,898,834)
TOTAL	197,166	386,270	189,105	1,577,325	789,503	(787,823)	33%	2,365,988	(7,442)

CITY OF OSCEOLA
BUDGET TO ACTUAL COMPARISON
GENERAL FUND SUMMARY

August 2023

August 2023

August 2023	67%				Year to Date			Elapsed	Annual	Prev Yr
	Budget	Actual	Var (+) (-)		Budget	Actual	Var (+) (-)	67%	Budget	Actual
REVENUE										
ADMIN	680,658	350,812	(329,847)		5,445,265	3,656,642	(1,788,624)	45%	8,167,898	7,308,758
POLICE	41,833	(15,797)	(57,630)		334,667	476,769	142,102	95%	502,000	449,307
FIRE	16,667	8,332	(8,335)		133,333	183,328	49,995	92%	200,000	105,537
OPAR	14,167	11,602	(2,564)		113,333	94,701	(18,633)	56%	170,000	112,797
GOLF	4,622	2,905	(1,717)		36,977	30,940	(6,037)	56%	55,465	53,348
AIRPORT	-	434	434		-	10,951	10,951	N/A	-	100,154
CODE ENFORCEMENT	-	-	-		-	-	-	N/A	-	-
ANIMAL CONTROL	208	-	(208)		1,667	535	(1,132)	21%	2,500	1,689
TOTAL	758,155	358,288	(399,867)	#	6,065,242	4,453,865	(1,611,377)	49%	9,097,863	8,131,590
EXPENSE										
ADMIN	365,599	99,891	265,708		2,924,789	679,303	2,245,486	15%	4,387,183	812,081
POLICE	214,958	220,358	(5,400)		1,719,667	1,584,396	135,271	61%	2,579,500	2,329,504
FIRE	126,082	110,731	15,351		1,008,657	1,251,754	(243,097)	83%	1,512,985	1,354,583
OPAR	79,308	77,778	1,530		634,467	492,571	141,896	52%	951,700	755,457
COURT	8,900	14,914	(6,014)		71,199	89,914	(18,715)	84%	106,798	108,269
JAIL	28,792	56,984	(28,192)		230,333	331,267	(100,934)	96%	345,500	430,266
GOLF	23,859	25,036	(1,176)		190,873	182,778	8,095	64%	286,310	332,825
AIRPORT	667	15	652		5,333	13,678	(8,344)	171%	8,000	91,520
CODE ENFORCEMENT	29,733	10,897	18,836		237,867	84,722	153,144	24%	356,800	176,076
ANIMAL CONTROL	14,521	16,518	(1,997)		116,167	97,466	18,700	56%	174,250	167,695
TOTAL	892,419	633,122	259,297		7,139,351	4,807,848	2,331,502	45%	10,709,026	6,558,276
IMPACT TO SURPLUS										
ADMIN	315,060	250,921	(64,138)		2,520,477	2,977,339	456,862	79%	3,780,715	6,496,677
POLICE	(173,125)	(236,155)	(63,030)		(1,385,000)	(1,107,627)	277,373	53%	(2,077,500)	(1,880,197)
FIRE	(109,415)	(102,399)	7,017		(875,323)	(1,068,426)	(193,102)	81%	(1,312,985)	(1,249,046)
OPAR	(65,142)	(66,176)	(1,034)		(521,133)	(397,870)	123,263	51%	(781,700)	(642,660)
COURT	(8,900)	(14,914)	(6,014)		(71,199)	(89,914)	(18,715)	84%	(106,798)	(108,269)
JAIL	(28,792)	(56,984)	(28,192)		(230,333)	(331,267)	(100,934)	96%	(345,500)	(430,266)
GOLF	(19,237)	(22,130)	(2,893)		(153,897)	(151,838)	2,058	66%	(230,845)	(279,477)
AIRPORT	(667)	419	(218)		(5,333)	(2,727)	19,295	34%	(8,000)	8,634
CODE ENFORCEMENT	(29,733)	(10,897)	(18,836)		(237,867)	(84,722)	(153,144)	24%	(356,800)	(176,076)
ANIMAL CONTROL	(14,313)	(16,518)	(2,206)		(114,500)	(96,931)	17,569	56%	(171,750)	(166,006)
TOTAL	(134,264)	(274,834)	140,570		(1,074,109)	(353,984)	430,525	22%	(1,611,163)	1,573,315

CITY OF OSCEOLA
BUDGET TO ACTUAL COMPARISON
STREET FUND SUMMARY

August 2023

August 2023

August 2023	67%				Year to Date			Elapsed	Annual	Prev Yr
	Budget	Actual	Var (+) (-)		Budget	Actual	Var (+) (-)	67%	Budget	Actual
REVENUE										
STREET	57,920	47,969	(9,951)		463,360	487,589	24,229	70%	695,040	603,509
TOTAL	57,920	47,969	(9,951)		463,360	487,589	24,229	70%	695,040	603,509
EXPENSE										
STREET	92,221	91,669	552		737,767	643,385	94,382	58%	1,106,650	864,101
TOTAL	92,221	91,669	552		737,767	643,385	94,382	58%	1,106,650	864,101
IMPACT TO SURPLUS										
STREET	(34,301)	(43,700)	(9,399)		(274,407)	(155,796)	118,611	38%	(411,610)	(260,592)
TOTAL	(34,301)	(43,700)	(9,399)		(274,407)	(155,796)	118,611	38%	(411,610)	(260,592)

CITY OF OSCEOLA
BUDGET TO ACTUAL COMPARISON
SANITATION FUND SUMMARY

August 2023	August 2023				August 2023			Elapsed	Annual	Prev Yr
	67%				Year to Date					
	Budget	Actual	Var (+) (-)		Budget	Actual	Var (+) (-)	67%	Budget	Actual
REVENUE										
GARBAGE	70,838	73,185	2,348		566,700	514,622	(52,078)	61%	850,050	842,824
COMPOST	-	-	-		-	-	-	N/A	-	-
PEST CONTROL	9,000	9,768	768		72,000	67,660	(4,340)	63%	108,000	110,730
TOTAL	79,838	82,953	3,116		638,700	582,283	(56,417)	61%	958,050	953,554
EXPENSE										
GARBAGE	82,167	75,773	6,394		657,333	647,885	9,449	66%	986,000	1,074,063
COMPOST	125	-	125		1,000	-	1,000	0%	1,500	65
PEST CONTROL	9,625	7,875	1,750		77,000	55,128	21,872	48%	115,500	94,505
TOTAL	91,917	83,648	8,268		735,333	703,013	32,320	64%	1,103,000	1,168,633
IMPACT TO SURPLUS										
GARBAGE	(11,329)	(2,588)	8,741		(90,633)	(133,262)	(42,629)	98%	(135,950)	(231,239)
COMPOST	(125)	-	125		(1,000)	-	1,000	0%	(1,500)	(65)
PEST CONTROL	(625)	1,893	2,518		(5,000)	12,532	17,532	-167%	(7,500)	16,225
TOTAL	(12,079)	(695)	11,384		(96,633)	(120,730)	(24,097)	83%	(144,950)	(215,079)

OSCEOLA MUNICIPAL LIGHT AND POWER
BUDGET TO ACTUAL COMPARISON
ELECTRIC DEPARTMENT

August 2023	Current Month			Year to Date			Elapsed	Annual	Prev Yr
	Budget	Actual	Var (+) (-)	Budget	Actual	Var (+) (-)	67%	Budget	Actual
REVENUES									
SALES	1,183,333	1,488,752	305,418	9,466,667	9,489,251	22,584	67%	14,200,000	15,636,530
NEGATIVE COST ADJ	-	-	-	-	-	-	N/A	-	-
FREE SERVICES	-	-	-	-	-	-	N/A	-	39
LATE PENALTY FEES	12,500	10,632	(1,868)	100,000	91,309	(8,691)	61%	150,000	159,180
RECONNECTION FEES	3,333	3,550	217	26,667	29,000	2,333	73%	40,000	51,825
POLE RENTAL	500	6,087	5,587	4,000	24,174	20,174	403%	6,000	36,174
CREDIT CARD FEES	1,000	1,550	550	8,000	13,184	5,184	110%	12,000	23,127
SERVICE FEES	-	-	-	-	-	-	N/A	-	350
MISCELLANEOUS - TRANSFER FEES	625	250	(375)	5,000	2,050	(2,950)	27%	7,500	6,555
TOTAL REVENUES	1,201,292	1,510,821	309,530	9,610,333	9,648,967	38,634	67%	14,415,500	15,913,780
EXPENDITURES									
SALARIES STAFF	67,917	55,364	12,553	543,333	493,562	49,771	61%	815,000	797,520
SALARIES DEPT MANAGER	-	-	-	-	-	-	N/A	-	-
TEMP SERVICE WAGES	1,250	4,669	(3,419)	10,000	5,806	4,194	39%	15,000	11,344
PAYROLL TAX	5,433	4,041	1,392	43,467	38,402	5,065	59%	65,200	57,814
GROUP INSURANCE	5,000	12,635	(7,635)	40,000	36,430	3,570	61%	60,000	55,438
PENSION EXPENSE	2,083	2,153	(70)	16,667	17,325	(659)	69%	25,000	26,185
TRAVEL & TRAINING EXPENSE	625	105	520	5,000	6,384	(1,384)	85%	7,500	7,228
SAFETY SUPPLIES	417	143	274	3,333	3,247	87	65%	5,000	5,918
EMPLOYEE RELATIONS	-	-	-	-	-	-	N/A	-	-
UNIFORM EXPENSE	417	310	107	3,333	1,804	1,529	36%	5,000	5,955
MATERIALS AND SUPPLIES	1,250	3,423	(2,173)	10,000	14,592	(4,592)	97%	15,000	18,568
TELEPHONE	708	822	(113)	5,667	3,051	2,616	36%	8,500	8,007
BUILDING EXPENSE	417	1,504	(1,087)	3,333	19,538	(16,205)	391%	5,000	56,190
UTILITIES	1,458	1,496	(38)	11,667	13,587	(1,920)	78%	17,500	16,920
INSURANCE	1,250	-	1,250	10,000	20,693	(10,693)	138%	15,000	24,098
DUES, MBRSHPS & SUBSCRIPTIONS	417	-	417	3,333	198	3,135	4%	5,000	492
LICENSES	25	-	25	200	104	96	35%	300	261
IMMUNIZATIONS & PHYSICALS	63	45	18	500	457	43	61%	750	1,041
REPAIRS & MAINTENANCE - VEH & EQ	4,167	6,524	(2,357)	33,333	48,983	(15,650)	98%	50,000	67,052
OPERATING EXPENSES - VEHICLES	2,500	7,395	(4,895)	20,000	26,458	(6,458)	88%	30,000	35,823
REP & MAINT - GENERATORS	-	-	-	-	2,054	(2,054)	N/A	-	367
TRANSFORMER REPAIRS & DISPOSAL	-	-	-	-	-	-	N/A	-	-
EQUIPMENT RENTAL	-	-	-	-	-	-	N/A	-	1,040
EQUIPMENT PURCHASES	-	-	-	-	-	-	N/A	-	-
ELECTRIC POWER PURCHASED	828,333	1,037,600	(209,266)	6,626,667	7,758,900	(1,132,233)	78%	9,940,000	13,161,324
DEPRECIATION	41,667	41,667	(0)	333,333	333,336	(3)	67%	500,000	500,004
DEPRECIATION - VEHICLES	5,000	5,000	-	40,000	42,500	(2,500)	71%	60,000	60,000
TREE TRIMMING	6,250	-	6,250	50,000	-	50,000	0%	75,000	-
CONSULTING SERVICES	208	395	(187)	1,667	4,398	(2,731)	176%	2,500	629
TOTAL EXPENDITURES	976,854	1,185,292	(208,437)	7,814,833	8,891,809	(1,076,976)	76%	11,722,250	14,919,218
IMPACT TO SURPLUS	224,438	325,530	101,092	1,795,500	757,159	(1,038,341)	28%	2,693,250	1,457,995

OSCEOLA MUNICIPAL LIGHT AND POWER
BUDGET TO ACTUAL COMPARISON
WATER DEPARTMENT

August 2023	Current Month			Year to Date			Elapsed	Annual	Prev Yr
	Budget	Actual	Var (+) (-)	Budget	Actual	Var (+) (-)	67%	Budget	Actual
REVENUES									
SALES	121,250	157,999	36,749	970,000	981,261	11,261	67%	1,455,000	1,428,503
ADJUSTMENTS	-	-	-	-	-	-	N/A	-	-
FREE SERVICES	-	-	-	-	(2)	(2)	N/A	-	-
LATE PENALTY FEES	2,083	1,948	(135)	16,667	15,894	(773)	64%	25,000	34,566
SERVICE FEES	417	2,948	2,531	3,333	14,917	11,584	298%	5,000	71,319
TOTAL REVENUES	123,750	162,894	39,144	990,000	1,012,070	22,070	68%	1,485,000	1,534,388
EXPENDITURES									
SALARIES STAFF	31,667	23,325	8,342	253,333	189,141	64,192	50%	380,000	275,895
SALARIES DEPT MANAGER	-	-	-	-	-	-	N/A	-	-
TEMP SERVICE WAGES	3,500	4,528	(1,028)	28,000	26,099	1,901	100%	42,000	69,140
PAYROLL TAX	2,533	1,709	824	20,267	14,672	5,595	48%	30,400	20,788
GROUP INSURANCE	3,125	4,037	(912)	25,000	11,327	13,673	30%	37,500	22,296
PENSION EXPENSE	750	524	226	6,000	4,410	1,590	49%	9,000	6,447
TRAVEL & TRAINING EXPENSE	83	-	83	667	445	222	45%	1,000	741
SAFETY SUPPLIES	208	71	137	1,667	607	1,060	24%	2,500	1,018
EMPLOYEE RELATIONS	-	-	-	-	-	-	N/A	-	-
UNIFORM EXPENSE	625	1,088	(463)	5,000	7,331	(2,331)	98%	7,500	12,224
MATERIALS AND SUPPLIES	2,500	5,793	(3,293)	20,000	17,593	2,407	59%	30,000	27,687
CHEMICALS AND SUPPLIES	5,833	6,370	(537)	46,667	56,988	(10,321)	81%	70,000	75,899
TOOLS	125	-	125	1,000	1,212	(212)	81%	1,500	-
TELEPHONE	1,667	363	1,303	13,333	2,973	10,360	15%	20,000	3,360
BUILDING EXPENSE	250	-	250	2,000	653	1,347	22%	3,000	1,929
UTILITIES	4,583	4,534	50	36,667	37,553	(886)	68%	55,000	63,704
INSURANCE	1,667	-	1,667	13,333	15,134	(1,800)	76%	20,000	16,239
DUES, MBRSHPS & SUBSCRIPTIONS	833	345	488	6,667	3,506	3,161	35%	10,000	4,064
LICENSES	667	689	(23)	5,333	2,381	2,952	30%	8,000	9,043
IMMUNIZATIONS & PHYSICALS	42	25	17	333	57	276	11%	500	64
REPAIRS & MAINTENANCE - VEH & EQ	1,250	370	880	10,000	7,083	2,917	47%	15,000	18,607
OPERATING EXPENSES - VEHICLES	2,083	146	1,938	16,667	1,166	15,501	5%	25,000	19,672
MANHOLE & PIPE REHAB	417	-	417	3,333	-	3,333	0%	5,000	-
PIPE & HYDRANT REPAIR	-	-	-	-	-	-	N/A	-	-
WELL AND PUMP REPAIRS	417	-	417	3,333	363	2,971	7%	5,000	157
PUMP AND TANK REPAIRS	5,000	1,080	3,920	40,000	46,730	(6,730)	78%	60,000	61,164
EQUIPMENT RENTAL	-	-	-	-	-	-	N/A	-	149
EQUIPMENT PURCHASES	-	-	-	-	-	-	N/A	-	-
DEPRECIATION - WATER PLANT	14,583	14,583	0	116,667	116,664	3	67%	175,000	147,000
DEPRECIATION - VEHICLES	2,500	2,500	-	20,000	17,500	2,500	58%	30,000	30,000
CONSULTING SERVICES	-	-	-	-	-	-	N/A	-	-
INTEREST EXPENSE	-	-	-	-	-	-	N/A	-	-
MISCELLANEOUS	-	-	-	-	-	-	N/A	-	-
TOTAL EXPENDITURES	86,908	72,081	14,827	695,267	581,587	113,680	56%	1,042,900	887,287
IMPACT TO SURPLUS	36,842	90,813	53,972	294,733	430,483	135,750	97%	442,100	647,101

OSCEOLA MUNICIPAL LIGHT AND POWER
BUDGET TO ACTUAL COMPARISON
SEWER DEPARTMENT

August 2023	Current Month			Year to Date			Elapsed	Annual	Proposed	Adjusted	Prev Yr
	Budget	Actual	Var (+) (-)	Budget	Actual	Var (+) (-)	67%	Budget	Amendme	Annual Budget	Actual
REVENUES											
SALES	90,000	101,320	11,320	720,000	609,121	(110,879)	56%	1,080,000		1,080,000	928,568
FREE SERVICE	-	-	-	-	-	-	N/A	-		-	-
SERVICE FEES	-	-	-	-	460	460	N/A	-		-	1,090
TOTAL REVENUES	90,000	101,320	11,320	720,000	609,581	(110,419)	56%	1,080,000	-	1,080,000	929,658
EXPENDITURES											
SALARIES STAFF	20,000	19,927	73	160,000	163,951	(3,951)	68%	240,000		240,000	245,661
SALARIES DEPT MANAGER	-	-	-	-	-	-	N/A	-		-	-
TEMP SERVICE WAGES	2,500	6,012	(3,512)	20,000	41,224	(21,224)	137%	30,000		30,000	57,082
PAYROLL TAX	1,600	1,469	131	12,800	13,225	(425)	69%	19,200		19,200	18,159
GROUP INSURANCE	1,042	3,462	(2,421)	8,333	9,598	(1,265)	77%	12,500		12,500	10,719
PENSION EXPENSE	450	588	(138)	3,600	4,203	(603)	78%	5,400		5,400	5,706
TRAVEL & TRAINING EXPENSE	83	-	83	667	2,612	(1,945)	261%	1,000		1,000	-
SAFETY SUPPLIES	83	-	83	667	-	667	0%	1,000		1,000	-
EMPLOYEE RELATIONS	-	-	-	-	-	-	N/A	-		-	-
UNIFORM EXPENSE	292	(12)	304	2,333	(24)	2,357	-1%	3,500		3,500	(119)
MATERIALS AND SUPPLIES	2,500	5,715	(3,215)	20,000	30,019	(10,019)	100%	30,000		30,000	24,113
CHEMICALS AND SUPPLIES	833	-	833	6,667	1,192	5,475	12%	10,000	(4,500)	5,500	4,896
TOOLS	208	-	208	1,667	146	1,521	6%	2,500		2,500	-
TELEPHONE	208	-	208	1,667	-	1,667	0%	2,500		2,500	1,135
BUILDING EXPENSE	83	-	83	667	623	43	62%	1,000		1,000	266
UTILITIES	3,333	2,966	367	26,667	32,776	(6,110)	82%	40,000		40,000	39,116
INSURANCE	208	-	208	1,667	11,380	(9,714)	455%	2,500		2,500	12,177
DUES, MBRSHPS & SUBSCRIPTIONS	17	-	17	133	368	(234)	184%	200		200	142
LICENSES	833	7,425	(6,592)	6,667	7,425	(758)	74%	10,000	4,500	14,500	7,948
IMMUNIZATIONS & PHYSICALS	21	32	(11)	167	607	(440)	243%	250		250	752
REPAIRS & MAINTENANCE - VEH & EQ	1,667	5,283	(3,616)	13,333	19,890	(6,556)	99%	20,000		20,000	24,474
OPERATING EXPENSES - VEHICLES	833	3,135	(2,302)	6,667	6,024	642	60%	10,000		10,000	7,784
MANHOLE & PIPE REHAB	-	-	-	-	-	-	N/A	-		-	-
PUMP AND TANK REPAIRS	3,750	3,685	65	30,000	26,113	3,887	58%	45,000		45,000	31,962
EQUIPMENT PURCHASES	-	-	-	-	-	-	N/A	-		-	-
DEPRICIATION SEWER SYSTEMS	20,417	20,417	(0)	163,333	163,336	(3)	67%	245,000		245,000	160,428
DEPRECIATION - VEHICLES	1,697	1,697	(0)	13,575	13,576	(1)	67%	20,362		20,362	20,364
CONSULTING SERVICES	167	-	167	1,333	495	838	25%	2,000		2,000	1,135
INTEREST EXPENSE	-	-	-	-	-	-	N/A	-		-	-
MISCELLANEOUS	-	-	-	-	-	-	N/A	-		-	6,029
TOTAL EXPENDITURES	62,826	81,801	(18,975)	502,608	548,760	(46,152)	73%	753,912	-	753,912	679,929
IMPACT TO SURPLUS	27,174	19,519	(7,655)	217,392	60,821	(64,268)	(0)	326,088	-	326,088	572,313

OSCEOLA MUNICIPAL LIGHT AND POWER
BUDGET TO ACTUAL COMPARISON
ADMINISTRATIVE DEPARTMENT

August 2023	Current Month			Year to Date			Elapsed	Annual	Proposed	Adjusted	Prev Yr
	Budget	Actual	Var (+) (-)	Budget	Actual	Var (+) (-)	67%	Budget	Amendmen	Annual Budg	Actual
REVENUES											
AMP	-	71	71	-	(1,011)	(1,011)	N/A	-		-	(559)
ELECTRIC PERMITS	100	21	(79)	800	308	(492)	26%	1,200		1,200	78
PLUMBING PERMITS	13	7	(6)	100	424	324	283%	150		150	57
SALE OF ASSETS/EQUIPMENT	-	-	-	-	20,975	20,975	N/A	-		-	-
INTEREST INCOME	-	115	115	-	4,145	4,145	N/A	-		-	3,023
MISCELLANEOUS	-	14,547	14,547	-	14,547	14,547	N/A	-		-	102,539
TOTAL REVENUES	113	14,761	14,648	900	39,389	38,489	2918%	1,350		1,350	105,138
EXPENDITURES											
SALARIES STAFF	32,083	29,282	2,802	256,667	244,795	11,872	64%	385,000	(75,060)	309,940	383,479
SALARIES DEPT MANAGERS	-	-	-	-	-	-	N/A	-	(81,028)	(81,028)	-
TEMP SERVICE WAGES	-	755	(755)	-	1,691	(1,691)	N/A	-		-	-
PAYROLL TAX	2,567	2,186	381	20,533	19,211	1,322	62%	30,800	(7,500)	23,300	28,438
GROUP INSURANCE	4,167	5,693	(1,527)	33,333	21,249	12,084	42%	50,000		50,000	39,097
PENSION EXPENSE	625	627	(2)	5,000	5,277	(277)	70%	7,500		7,500	7,100
TRAVEL & TRAINING EXPENSE	208	-	208	1,667	610	1,056	24%	2,500		2,500	4,073
SAFETY SUPPLIES	83	71	12	667	606	60	61%	1,000		1,000	983
HR MATERIALS & SUPPLIES	417	-	417	3,333	2,810	523	56%	5,000		5,000	4,706
SAFETY COMMITTEE	-	-	-	-	-	-	N/A	-		-	-
EMPLOYEE RELATIONS	-	-	-	-	-	-	N/A	-		-	-
UNIFORM EXPENSE	-	-	-	-	-	-	N/A	-		-	-
MATERIALS AND SUPPLIES	4,167	7,874	(3,707)	33,333	53,753	(20,419)	108%	50,000		50,000	65,866
OFFICE EXPENSE	-	-	-	-	-	-	100%	-		-	-
POSTAGE	2,083	4,359	(2,276)	16,667	21,686	(5,020)	87%	25,000		25,000	25,307
PUBLISHING ORDINANCES & NOTICES	-	-	-	-	170	(170)	100%	-		-	1,664
TELEPHONE	2,292	884	1,407	18,333	7,814	10,520	28%	27,500		27,500	6,814
BUILDING EXPENSE	2,083	1,050	1,034	16,667	7,849	8,817	31%	25,000		25,000	12,783
UTILITIES	2,083	394	1,689	16,667	5,015	11,652	20%	25,000		25,000	26,935
INSURANCE	167	-	167	1,333	-	1,333	0%	2,000		2,000	200
ETS CREDIT CARD FEES	-	-	-	-	-	-	N/A	-		-	-
DUES, MBRSHPS & SUBSCRIPTIONS	2,500	2,761	(261)	20,000	40,538	(20,538)	135%	30,000		30,000	69,055
UNEMPLOYMENT BENEFIT ASSMT	-	-	-	-	-	-	100%	-		-	-
AUDIT FEES	3,750	-	3,750	30,000	-	30,000	0%	45,000		45,000	35,000
LEGAL EXPENSES	833	-	833	6,667	-	6,667	0%	10,000		10,000	-
ADV, PROMOTIONS & DONATIONS	2,500	-	2,500	20,000	24,675	(4,675)	82%	30,000		30,000	38,391
LICENSES	167	-	167	1,333	5,692	(4,359)	285%	2,000		2,000	49,323
IMMUNIZATIONS & PHYSICALS	125	64	61	1,000	205	795	14%	1,500		1,500	532
REPAIRS & MAINTENANCE - VEHICLE EQUIP	-	-	-	-	-	-	N/A	-		-	33
OPERATING EXPENSE - VEHICLES	-	-	-	-	-	-	N/A	-		-	-
EQUIPMENT RENTAL	625	-	625	5,000	2,288	2,712	31%	7,500		7,500	9,600
DEPRECIATION	417	417	(0)	3,333	3,336	(3)	67%	5,000		5,000	6,996
CONSULTING SERVICES	6,042	11,170	(5,129)	48,333	118,985	(70,652)	164%	72,500	80,000	152,500	1,172,698
BAD ACCOUNTS	6,250	(3,231)	9,481	50,000	(23,008)	73,008	-31%	75,000		75,000	(39,430)
INTEREST EXPENSE	15,000	-	15,000	120,000	(76,691)	196,691	-43%	180,000		180,000	7,771
BOND PAYING AGENT EXPENSE	125	-	125	1,000	800	200	53%	1,500		1,500	32,382
BOND AMORTIZATION	-	-	-	-	-	-	N/A	-		-	-
CASH OVER AND SHORT	42	(5)	47	333	(32)	366	-6%	500		500	(1,057)
MISCELLANEOUS	-	-	-	-	9,024	(9,024)	N/A	-		-	15,233
TOTAL EXPENDITURES	91,400	64,353	27,047	731,200	498,349	232,851	45%	1,096,800	(83,588)	1,013,212	2,003,972
IMPACT TO SURPLUS	(91,288)	(49,592)	41,696	(730,300)	(458,960)	271,340	42%	(1,095,450)			(994,579)

CITY OF OSCEOLA
BUDGET TO ACTUAL COMPARISON
ADMINISTRATIVE DEPARTMENT

August 2023	Current Month			Year to Date			Elapsed	Annual	Proposed	Adjusted Annual	Prev Yr
	Budget	Actual	Var (+) (-)	Budget	Actual	Var (+) (-)	67%	Budget	Amendment	Budget	Actual
REVENUES											
PROPERTY TAXES	59,583	12,213	(47,370)	476,667	446,965	(29,701)	63%	715,000		715,000	870,748
GENERAL REVENUE (STATE OF ARK)	9,583	6,305	(3,278)	76,667	77,491	824	67%	115,000		115,000	104,099
PRIVILEGE TAX -- CITY	667	70	(597)	5,333	10,813	5,479	135%	8,000		8,000	30
PILOT-FED HOUSING AUTHORITY	276	-	(276)	2,210	(0)	(2,210)	0%	3,315		3,315	-
PILOT-PLUM POINT ENERGY STATION	72,500	-	(72,500)	580,000	-	(580,000)	0%	870,000		870,000	871,751
PILOT-OTHER	-	-	-	-	86,450	86,450	N/A	-		-	-
A & P TAX REVENUE	2,667	3,797	1,130	21,333	29,964	8,631	94%	32,000		32,000	46,750
GAS FRANCHISE TAX	7,083	-	(7,083)	56,667	105,960	49,293	125%	85,000		85,000	99,683
TELEPHONE EXCISE TAX	1,667	-	(1,667)	13,333	-	(13,333)	0%	20,000		20,000	6,000
CABLE FRANCHISE TAX	1,667	1,319	(347)	13,333	12,173	(1,160)	61%	20,000		20,000	16,705
BUILDING PERMITS	167	382	215	1,333	6,878	5,545	344%	2,000		2,000	10,896
PLANNING COMMISSION FEES	8	-	(8)	67	10	(57)	10%	100		100	-
CODE RED CONTRIBUTIONS	(313)	-	313	(2,500)	-	2,500	0%	(3,750)		(3,750)	-
SALE OF ASSETS/EQUIPMENT	-	-	-	-	-	-	N/A	-		-	-
INTEREST INCOME	42	622	580	333	4,224	3,890	845%	500		500	678
HISTORICAL SOCIETY	-	-	-	-	-	-	N/A	-		-	-
COUNTY SALES TAX	108,333	134,553	26,220	866,667	1,198,686	332,020	92%	1,300,000		1,300,000	1,764,489
MISCELLANEOUS	-	-	-	-	319,634	319,634	N/A	-		-	1,233,719
GRANT INCOME	-	-	-	-	55,700	55,700	N/A	-		-	687,629
CITY SALES TAX	104,167	191,551	87,384	833,333	1,280,517	447,184	102%	1,250,000		1,250,000	1,571,422
RENT INCOME	312,561	-	(312,561)	2,500,489	21,176	(2,479,312)	1%	3,750,733		3,750,733	24,159
TOTAL REVENUES	680,658	350,812	(329,847)	5,445,265	3,656,642	(1,788,624)	45%	8,167,898			7,308,758
EXPENDITURES											
SALARIES OTHER	-	-	-	-	-	-	N/A	-		-	-
SALARIES DEPT MANAGERS	-	-	-	-	-	-	N/A	-		-	-
SALARIES ELECTED OFFICIALS	11,250	11,475	(225)	90,000	91,800	(1,800)	68%	135,000		135,000	138,002
TRAVEL & PUBLIC RELATIONS	417	2,972	(2,556)	3,333	3,386	(52)	68%	5,000		5,000	9,307
PAYROLL TAX	900	853	47	7,200	6,831	369	63%	10,800		10,800	10,115
GROUP INSURANCE	3,750	11,918	(8,168)	30,000	36,398	(6,398)	81%	45,000		45,000	57,240
PENSION EXPENSE	4,583	4,025	558	36,667	29,516	7,150	54%	55,000		55,000	49,904
ELECTED OFFICIALS RETIREMENT	-	-	-	-	-	-	N/A	-		-	-
TRAVEL & TRAINING EXPENSE	1,000	225	775	8,000	11,493	(3,493)	96%	12,000		12,000	11,100
EMPLOYEE RELATIONS	-	-	-	-	-	-	N/A	-		-	-
UNIFORM EXPENSE	-	-	-	-	-	-	N/A	-		-	-
MATERIALS AND SUPPLIES	2,500	9,138	(6,638)	20,000	112,728	(92,728)	376%	30,000		30,000	52,391
OFFICE EXPENSE	417	-	417	3,333	-	3,333	0%	5,000		5,000	3,423
PUBLISHING ORDINANCES & NOTICES	625	400	225	5,000	8,434	(3,434)	112%	7,500		7,500	6,605
TELEPHONE	292	-	292	2,333	254	2,079	7%	3,500		3,500	54,083
BUILDING EXPENSE	2,917	1,847	1,070	23,333	123,615	(100,281)	353%	35,000		35,000	24,769
UTILITIES	3,750	2,366	1,384	30,000	21,174	8,826	47%	45,000		45,000	49,513
RENT	83	-	83	667	-	667	0%	1,000		1,000	992
A & P EXPENSES	2,500	25,216	(22,716)	20,000	59,289	(39,289)	198%	30,000		30,000	54,947
INSURANCE	2,833	-	2,833	22,667	933	21,734	3%	34,000		34,000	66,143
DUES, MBRSHPS & SUBSCRIPTIONS	292	2,020	(1,728)	2,333	2,892	(559)	83%	3,500		3,500	4,276
UNEMPLOYMENT BENEFIT ASSMT	-	-	-	-	-	-	N/A	-		-	606
AUDIT FEES	-	-	-	-	-	-	N/A	-		-	-
LEGAL EXPENSES	1,667	5,581	(3,914)	13,333	20,326	(6,993)	102%	20,000		20,000	49,565
ADV, PROMOTIONS & DONATIONS	500	-	500	4,000	3,313	687	55%	6,000		6,000	5,130
LICENSES	21	-	21	167	185	(18)	74%	250		250	-
IMMUNIZATIONS & PHYSICALS	-	-	-	-	-	-	N/A	-		-	311
REPAIRS & MAINTENANCE - VEH & EQ	100	-	100	800	291	509	24%	1,200		1,200	57
OPERATING EXPENSES - VEHICLES	-	-	-	-	-	-	N/A	-		-	59,053
ELECTION EXPENSE	-	-	-	-	3,715	(3,715)	N/A	-		-	5,849
EQUIPMENT PURCHASES	2,500	-	2,500	20,000	1,322	18,678	4%	30,000		30,000	320
HEADSTART BLDG EXPENSE	-	-	-	-	-	-	N/A	-		-	-
ROSENWALD BLDG EXPENSE	625	388	237	5,000	2,235	2,765	30%	7,500		7,500	8,150
SR CITIZEN BLDG EXPENSE	417	163	254	3,333	12,734	(9,400)	255%	5,000		5,000	19,165
SCOUT HUT EXPENSE	-	-	-	-	-	-	N/A	-		-	11,348
COSTON BLDG EXPENSE	125	184	(59)	1,000	1,747	(747)	116%	1,500		1,500	2,201
PLANNING COMMISSION EXPENSE	17	-	17	133	-	133	0%	200		200	314
CONSULTING SERVICES	11,042	8,920	2,122	88,333	80,771	7,563	61%	132,500	20,000	152,500	26,102
COMMERCIAL INCENTIVES	-	12,250	(12,250)	-	27,750	(27,750)	N/A	-	41,000	41,000	12,000
GRANT EXPENSE	-	-	-	-	-	-	N/A	-		-	-
CAPITAL LEASE PAYMENTS	-	-	-	-	-	-	N/A	-		-	(155)
ABANDONED/CONDEMNED PROP EXP	-	(50)	50	-	4,380	(4,380)	N/A	-		-	13,720
MISCELLANEOUS	310,478	-	310,478	2,483,822	11,792	2,472,030	0%	3,725,733		3,725,733	5,535
TOTAL EXPENDITURES	365,599	99,891	265,708	2,924,789	679,303	2,245,486	15%	4,387,183	61,000	4,448,183	812,081
IMPACT TO SURPLUS	315,060	250,921	(64,138)	2,520,477	2,977,339	456,862	79%	3,780,715			4,680,394

CITY OF OSCEOLA
BUDGET TO ACTUAL COMPARISON
POLICE DEPARTMENT

August 2023	Current Month			Year to Date			Elapsed	Annual	Prev Yr
	Budget	Actual	Var (+) (-)	Budget	Actual	Var (+) (-)	67%	Budget	Actual
REVENUES									
FINES AND FOREFEITURES	25,000	(16,088)	(41,088)	200,000	320,574	120,574	107%	300,000	239,699
OPD RECEIPTS	167	-	(167)	1,333	-	(1,333)	0%	2,000	-
JAIL RECEIPTS	8,333	291	(8,042)	66,667	34,665	(32,002)	35%	100,000	118,105
GRANT INCOME	8,333	-	(8,333)	66,667	121,530	54,863	122%	100,000	91,503
TOTAL REVENUES	41,833	(15,797)	(57,630)	334,667	476,769	142,102	95%	502,000	449,307
EXPENDITURES									
SALARIES STAFF	137,500	139,738	(2,238)	1,100,000	1,044,392	55,608	63%	1,650,000	1,584,762
SALARIES DEPT MANAGER	-	-	-	-	-	-	N/A	-	-
SALARIES - HOLIDAY PAY	-	-	-	-	-	-	N/A	-	-
SALARIES - GRANT/OPD	(5,000)	-	(5,000)	(40,000)	-	(40,000)	0%	(60,000)	-
AUXILIARY POLICE	167	65	101	1,333	734	599	37%	2,000	3,151
PAYROLL TAX	11,000	10,386	614	88,000	78,400	9,600	59%	132,000	118,201
GROUP INSURANCE	11,250	21,462	(10,212)	90,000	68,641	21,359	51%	135,000	102,472
PENSION EXPENSE	15,125	25,588	(10,463)	121,000	184,608	(63,608)	102%	181,500	167,701
TRAVEL & TRAINING EXPENSE	833	1,238	(405)	6,667	4,994	1,673	50%	10,000	7,821
SAFETY SUPPLIES	-	143	(143)	-	1,214	(1,214)	N/A	-	2,000
EMPLOYEE RELATIONS	-	-	-	-	-	-	N/A	-	190
UNIFORM EXPENSE	1,667	245	1,421	13,333	12,761	572	64%	20,000	22,013
UNIFORM LAUNDRY	-	147	(147)	-	449	(449)	N/A	-	773
MATERIALS AND SUPPLIES	4,167	11,794	(7,627)	33,333	30,119	3,214	60%	50,000	48,753
TELEPHONE	2,917	2,891	25	23,333	20,195	3,138	58%	35,000	40,661
BUILDING EXPENSE	125	660	(535)	1,000	1,688	(688)	113%	1,500	1,427
UTILITIES	625	578	47	5,000	6,040	(1,040)	81%	7,500	6,790
INSURANCE	2,500	-	2,500	20,000	8,284	11,716	28%	30,000	36,064
DUES, MBRSHPS & SUBSCRIPTIONS	2,083	283	1,800	16,667	5,852	10,815	23%	25,000	5,901
IMMUNIZATIONS & PHYSICALS	417	1,422	(1,005)	3,333	3,289	44	66%	5,000	6,316
REPAIRS & MAINTENANCE - VEH & EQ	4,167	3,087	1,079	33,333	37,828	(4,495)	76%	50,000	61,377
OPERATING EXPENSES - VEHICLES	4,583	9,445	(4,862)	36,667	56,895	(20,228)	103%	55,000	50,232
EQUIPMENT RENTAL	-	-	-	-	-	-	N/A	-	460
EQUIPMENT PURCHASES	20,833	386	20,447	166,667	41,139	125,527	16%	250,000	50,991
GRANT EXPENSE	-	-	-	-	-	-	N/A	-	-
MISCELLANEOUS	-	(9,200)	9,200	-	(23,126)	23,126	N/A	-	11,448
TOTAL EXPENDITURES	214,958	220,358	(5,400)	1,719,667	1,584,396	135,271	61%	2,579,500	2,329,504
IMPACT TO SURPLUS	(173,125)	(236,155)	(63,030)	(1,385,000)	(1,107,627)	277,373	53%	(2,077,500)	(1,825,818)

CITY OF OSCEOLA
BUDGET TO ACTUAL COMPARISON
FIRE DEPARTMENT

August 2023	Current Month			Year to Date			Elapsed 67%	Annual Budget	Prev Yr Actual
	Budget	Actual	Var (+) (-)	Budget	Actual	Var (+) (-)			
REVENUES									
CONTRACT TRAINING RECEIPTS	-	8,332	8,332	-	33,328	33,328	N/A	-	54,158
GRANT INCOME	16,667	-	(16,667)	133,333	150,000	16,667	75%	200,000	51,379
TOTAL REVENUES	16,667	8,332	(8,335)	133,333	183,328	49,995	92%	200,000	105,537
EXPENDITURES									
SALARIES STAFF	73,750	74,380	(630)	590,000	602,256	(12,256)	68%	885,000	888,450
SALARIES DEPT MANAGER	-	-	-	-	-	-	N/A	-	-
SALARIES - HOLIDAY PAY	-	-	-	-	-	-	N/A	-	-
FIRE SCRIPT REDEEMED	1,000	1,686	(686)	8,000	8,108	(108)	68%	12,000	16,615
PAYROLL TAX	1,475	1,258	217	11,800	11,400	400	64%	17,700	16,358
GROUP INSURANCE	6,000	5,916	84	48,000	37,942	10,058	53%	72,000	49,354
PENSION EXPENSE	10,667	18,083	(7,416)	85,333	133,208	(47,875)	104%	128,000	131,160
TRAVEL & TRAINING EXPENSE	333	-	333	2,667	260	2,406	7%	4,000	4,283
SAFETY SUPPLIES	83	-	83	667	261	405	26%	1,000	699
EMPLOYEE RELATIONS	-	-	-	-	-	-	N/A	-	-
UNIFORM EXPENSE	625	734	(109)	5,000	5,518	(518)	74%	7,500	6,831
UNIFORM LAUNDRY	-	-	-	-	-	-	N/A	-	-
MATERIALS AND SUPPLIES	1,667	2,554	(888)	13,333	31,791	(18,457)	159%	20,000	87,281
TELEPHONE	1,667	163	1,504	13,333	4,418	8,915	22%	20,000	8,434
BUILDING EXPENSE	583	96	488	4,667	9,567	(4,901)	137%	7,000	5,659
UTILITIES	708	672	37	5,667	9,293	(3,626)	109%	8,500	17,270
INSURANCE	4,167	-	4,167	33,333	46,678	(13,345)	93%	50,000	39,351
DUES, MBRSHPS & SUBSCRIPTIONS	33	-	33	267	300	(34)	75%	400	260
LICENSES	-	-	-	-	52	(52)	N/A	-	-
IMMUNIZATIONS & PHYSICALS	167	616	(449)	1,333	1,404	(71)	70%	2,000	4,492
REPAIRS & MAINTENANCE - VEH & EQ	1,833	-	1,833	14,667	25,211	(10,544)	115%	22,000	20,087
OPERATING EXPENSES - VEHICLES	1,500	4,326	(2,826)	12,000	13,706	(1,706)	76%	18,000	15,809
EQUIPMENT RENTAL	1,833	249	1,584	14,667	16,463	(1,796)	75%	22,000	17,775
EQUIPMENT PURCHASES	13,824	-	13,824	110,590	298,917	(188,327)	180%	165,885	24,415
GRANT EXPENSE	-	-	-	-	-	-	N/A	-	-
CAPITAL LEASE PAYMENTS	4,167	-	4,167	33,333	-	33,333	0%	50,000	-
MISCELLANEOUS	-	-	-	-	(5,000)	5,000	N/A	-	-
TOTAL EXPENDITURES	126,082	110,731	15,351	1,008,657	1,251,754	(243,097)	83%	1,512,985	1,354,583
IMPACT TO SURPLUS	(109,415)	(102,399)	7,017	(875,323)	(1,068,426)	(193,102)	81%	(1,312,985)	(1,180,716)

CITY OF OSCEOLA
BUDGET TO ACTUAL COMPARISON
OPAR

August 2023	Current Month			Year to Date			Elapsed	Annual	Prev Yr
	Budget	Actual	Var (+) (-)	Budget	Actual	Var (+) (-)	67%	Budget	Actual
REVENUES									
ADMISSION FEES	7,917	11,602	3,686	63,333	94,701	31,367	100%	95,000	112,797
GRANT INCOME	6,250	-	(6,250)	50,000	-	(50,000)	0%	75,000	-
TOTAL REVENUES	14,167	11,602	(2,564)	113,333	94,701	(18,633)	56%	170,000	112,797
EXPENDITURES									
SALARIES STAFF	32,500	29,191	3,309	260,000	245,300	14,700	63%	390,000	378,659
SALARIES DEPT MANAGER	-	-	-	-	-	-	N/A	-	-
SUMMER WORKERS	1,458	-	1,458	11,667	-	11,667	0%	17,500	-
TEMP SERVICE WAGES	833	19,173	(18,340)	6,667	34,758	(28,091)	348%	10,000	17,633
PAYROLL TAX	2,600	2,122	478	20,800	18,358	2,442	59%	31,200	27,524
GROUP INSURANCE	2,500	6,756	(4,256)	20,000	19,949	51	66%	30,000	30,027
PENSION EXPENSE	458	483	(25)	3,667	4,100	(433)	75%	5,500	6,085
TRAVEL & TRAINING EXPENSE	1,000	-	1,000	8,000	-	8,000	0%	12,000	-
SAFETY SUPPLIES	250	-	250	2,000	903	1,097	30%	3,000	2,985
EMPLOYEE RELATIONS	-	-	-	-	-	-	N/A	-	-
UNIFORM EXPENSE	-	-	-	-	-	-	N/A	-	-
MATERIALS AND SUPPLIES	8,583	7,454	1,130	68,667	64,730	3,937	63%	103,000	73,967
TELEPHONE	417	247	170	3,333	1,989	1,344	40%	5,000	3,717
BUILDING EXPENSE	2,917	5,165	(2,248)	23,333	21,750	1,584	62%	35,000	35,687
UTILITIES	2,958	2,716	242	23,667	19,076	4,590	54%	35,500	34,072
INSURANCE	625	-	625	5,000	7,181	(2,181)	96%	7,500	16,735
DUES, MBRSHPS & SUBSCRIPTIONS	167	-	167	1,333	914	419	46%	2,000	554
ADV, PROMOTIONS & DONATIONS	167	-	167	1,333	-	1,333	0%	2,000	-
LICENSES	167	-	167	1,333	75	1,258	4%	2,000	-
IMMUNIZATIONS & PHYSICALS	42	-	42	333	185	148	37%	500	263
REPAIRS & MAINTENANCE - VEH & EQ	2,083	1,356	727	16,667	6,902	9,764	28%	25,000	30,258
OPERATING EXPENSES - VEHICLES	1,667	868	799	13,333	6,601	6,732	33%	20,000	16,788
EQUIPMENT RENTAL	-	-	-	-	-	-	N/A	-	8,255
EQUIPMENT PURCHASES	12,500	-	12,500	100,000	-	100,000	0%	150,000	-
ATHLETIC EQUIPMENT	3,333	1,066	2,268	26,667	20,696	5,971	52%	40,000	38,615
GRANT EXPENSE	-	-	-	-	-	-	N/A	-	-
CAPITAL LEASE PAYMENTS	2,083	1,181	902	16,667	19,105	(2,438)	76%	25,000	33,633
Fireworks Grant	-	-	-	-	-	-	N/A	-	-
TOTAL EXPENDITURES	79,308	77,778	1,530	634,467	492,571	141,896	52%	951,700	755,457
IMPACT TO SURPLUS	(65,142)	(66,176)	(1,034)	(521,133)	(397,870)	123,263	51%	(781,700)	(579,197)

CITY OF OSCEOLA
BUDGET TO ACTUAL COMPARISON
MUNICIPAL COURT

August 2023	Current Month			Year to Date			Elapsed	Annual	Prev Yr
	Budget	Actual	Var (+) (-)	Budget	Actual	Var (+) (-)	67%	Budget	Actual
EXPENDITURES									
OTHER ADMIN SALARIES	-	-	-	-	-	-	N/A	-	-
JUDGE'S SALARY	2,500	2,444	56	20,000	19,550	450	65%	30,000	31,769
CLERK'S SALARY	9,290	8,255	1,035	74,320	68,423	5,897	61%	111,480	100,942
PART TIME CLERK	-	-	-	-	-	-	N/A	-	-
PAYROLL TAX	943	624	319	7,545	5,333	2,212	47%	11,318	7,286
GROUP INSURANCE	833	809	24	6,667	2,157	4,510	22%	10,000	7,601
PENSION EXPENSE	-	-	-	-	-	-	N/A	-	-
CITY POLICE PENSION FUND	-	-	-	-	-	-	N/A	-	-
TRAVEL & TRAINING EXPENSE	167	361	(195)	1,333	735	598	37%	2,000	678
EMPLOYEE RELATIONS	-	-	-	-	-	-	N/A	-	-
UNIFORM EXPENSE	-	-	-	-	-	-	N/A	-	-
MATERIALS AND SUPPLIES	167	-	167	1,333	905	429	45%	2,000	3,339
TELEPHONE	-	-	-	-	-	-	N/A	-	122
BUILDING EXPENSE	-	-	-	-	-	-	N/A	-	-
UTILITIES	-	-	-	-	-	-	N/A	-	-
INSURANCE	-	-	-	-	-	-	N/A	-	-
DUES, MBRSHPS & SUBSCRIPTIONS	-	-	-	-	150	(150)	N/A	-	307
IMMUNIZATIONS & PHYSICALS	-	-	-	-	77	(77)	N/A	-	147
REPAIRS & MAINT VEH & EQUIP	-	-	-	-	57	(57)	N/A	-	-
MISCELLANEOUS (COUNTY REIMB)	(5,000)	2,420	(7,420)	(40,000)	(7,474)	(32,526)	12%	(60,000)	(43,922)
TOTAL EXPENDITURES	8,900	14,914	(6,014)	71,199	89,914	(18,715)	84%	106,798	108,269
IMPACT TO SURPLUS	(8,900)	(14,914)	(6,014)	(71,199)	(89,914)	(18,715)	84%	(106,798)	(108,878)

CITY OF OSCEOLA
BUDGET TO ACTUAL COMPARISON
JAIL DEPARTMENT

August 2023	Current Month			Year to Date			Elapsed	Annual	Prev Yr
	Budget	Actual	Var (+) (-)	Budget	Actual	Var (+) (-)	67%	Budget	Actual
EXPENDITURES									
SALARIES	14,583	13,598	985	116,667	109,207	7,460	62%	175,000	171,739
SALARIES - HOLIDAY PAY	-	-	-	-	-	-	N/A	-	-
TEMP SERVICE WAGES	4,167	6,602	(2,436)	33,333	75,228	(41,894)	150%	50,000	52,582
PAYROLL TAX	1,167	1,010	157	9,333	8,810	524	63%	14,000	12,920
GROUP INSURANCE	1,250	6,375	(5,125)	10,000	22,566	(12,566)	150%	15,000	27,970
PENSION EXPENSE	104	148	(44)	833	1,631	(798)	130%	1,250	2,963
TRAVEL & TRAINING	167	250	(83)	1,333	310	1,023	16%	2,000	940
EMPLOYEE RELATIONS	-	-	-	-	-	-	N/A	-	-
UNIFORM EXPENSE	83	-	83	667	-	667	0%	1,000	221
UNIFORM LAUNDRY	-	-	-	-	-	-	N/A	-	-
MATERIALS AND SUPPLIES	3,333	17,402	(14,069)	26,667	70,853	(44,187)	177%	40,000	110,343
TELEPHONE	-	-	-	-	-	-	N/A	-	-
BUILDING EXPENSE	-	3,249	(3,249)	-	7,314	(7,314)	N/A	-	13,294
UTILITIES	1,733	645	1,088	13,867	5,767	8,100	28%	20,800	8,748
INSURANCE	17	-	17	133	137	(3)	68%	200	263
IMMUNIZATIONS & PHYSICALS	83	967	(884)	667	1,594	(927)	159%	1,000	2,934
REPAIRS & MAINTENANCE - VEH & EQ	-	-	-	-	68	(68)	N/A	-	5
JAIL MAINTENANCE FUND	2,083	5,578	(3,495)	16,667	26,456	(9,789)	106%	25,000	23,770
INMATE MEDICAL	21	-	21	167	101	65	41%	250	910
EQUIPMENT RENTAL	-	-	-	-	-	-	N/A	-	409
EQUIPMENT PURCHASES	-	1,159	(1,159)	-	1,225	(1,225)	N/A	-	255
TOTAL EXPENDITURES	28,792	56,984	(28,192)	230,333	331,267	(100,934)	96%	345,500	430,266
IMPACT TO SURPLUS	(28,792)	(56,984)	(28,192)	(230,333)	(331,267)	(100,934)	96%	(345,500)	(310,739)

CITY OF OSCEOLA
BUDGET TO ACTUAL COMPARISON
GOLF COURSE

August 2023	Current Month			Year to Date			Elapsed	Annual	Prev Yr
	Budget	Actual	Var (+) (-)	Budget	Actual	Var (+) (-)	67%	Budget	Actual
REVENUES									
GOLF COURSE MEMBERSHIP FEES	3,750	2,225	(1,525)	30,000	25,940	(4,060)	58%	45,000	41,438
GREEN FEES	68	-	(68)	543	-	(543)	0%	815	3,005
CART SHED RENTALS	708	680	(28)	5,667	5,000	(667)	59%	8,500	7,405
PRO SHOP SALES	96	-	(96)	767	-	(767)	0%	1,150	-
SALE OF EQUIPMENT	-	-	-	-	-	-	N/A	-	-
MISCELLANEOUS	-	-	-	-	-	-	N/A	-	1,500
TOTAL REVENUES	4,622	2,905	(1,717)	36,977	30,940	(6,037)	56%	55,465	53,348
EXPENDITURES									
SALARIES	8,167	4,468	3,699	65,333	38,717	26,616	40%	98,000	102,654
TEMP SERVICE WAGES	3,333	15,064	(11,731)	26,667	51,000	(24,333)	127%	40,000	38,331
PAYROLL TAX	653	335	318	5,227	3,026	2,200	39%	7,840	7,686
GROUP INSURANCE	833	745	89	6,667	2,544	4,123	25%	10,000	7,945
PENSION EXPENSE	273	223	49	2,180	1,895	285	58%	3,270	3,910
TRAVEL & TRAINING	-	-	-	-	-	-	N/A	-	-
SAFETY SUPPLIES	-	-	-	-	-	-	N/A	-	-
EMPLOYEE RELATIONS	-	-	-	-	-	-	N/A	-	-
UNIFORM EXPENSE	-	-	-	-	-	-	N/A	-	-
MATERIALS AND SUPPLIES	3,750	1,024	2,726	30,000	42,543	(12,543)	95%	45,000	46,317
TELEPHONE	208	204	4	1,667	2,272	(606)	91%	2,500	2,949
COST OF GOODS - PRO SHOP	-	-	-	-	-	-	N/A	-	-
BUILDING EXPENSE	-	-	-	-	(0)	0	N/A	-	65,149
UTILITIES	475	1,222	(747)	3,800	7,609	(3,809)	133%	5,700	5,942
RENT	-	-	-	-	-	-	N/A	-	-
INSURANCE	500	-	500	4,000	5,130	(1,130)	85%	6,000	6,047
DUES, MBRSHPS & SUBSCRIPTIONS	-	-	-	-	216	(216)	N/A	-	-
ADV, PROMOTIONS & DONATIONS	-	-	-	-	-	-	N/A	-	-
IMMUNIZATIONS & PHYSICALS	-	-	-	-	-	-	N/A	-	-
REPAIRS & MAINTENANCE - VEH & EQ	1,042	395	647	8,333	11,976	(3,642)	96%	12,500	12,782
OPERATING EXPENSES - VEHICLES	1,250	1,355	(105)	10,000	4,715	5,285	31%	15,000	11,491
EQUIPMENT RENTAL	42	-	42	333	-	333	0%	500	660
EQUIPMENT PURCHASES	417	-	417	3,333	-	3,333	0%	5,000	-
CAPITAL LEASE PAYMENTS	2,917	-	2,917	23,333	11,136	12,197	32%	35,000	20,962
TOTAL EXPENDITURES	23,859	25,036	(1,176)	190,873	182,778	8,095	64%	286,310	332,825
IMPACT TO SURPLUS	(19,237)	(22,130)	(2,893)	(153,897)	(151,838)	2,058	66%	(230,845)	(186,393)

CITY OF OSCEOLA
BUDGET TO ACTUAL COMPARISON
CODE ENFORCEMENT

August 2023	Current Month			Year to Date			Elapsed 67%	Annual Budget	Prev Yr Actual
	Budget	Actual	Var (+) (-)	Budget	Actual	Var (+) (-)			
EXPENDITURES									
SALARIES	10,417	5,385	5,032	83,333	51,671	31,662	41%	125,000	99,578
SALARIES - HOLIDAY PAY	-	-	-	-	-	-	N/A	-	-
TEMP SERVICE WAGES	-	-	-	-	-	-	N/A	-	616
PAYROLL TAX	833	77	756	6,667	1,415	5,251	14%	10,000	6,174
GROUP INSURANCE	733	3,373	(2,640)	5,867	12,796	(6,929)	145%	8,800	11,499
PENSION EXPENSE	-	-	-	-	-	-	N/A	-	-
TRAVEL & TRAINING	417	-	417	3,333	958	2,376	19%	5,000	220
EMPLOYEE RELATIONS	-	-	-	-	-	-	N/A	-	-
UNIFORM EXPENSE	-	-	-	-	-	-	N/A	-	139
UNIFORM LAUNDRY	-	-	-	-	-	-	N/A	-	-
MATERIALS AND SUPPLIES	833	640	193	6,667	8,806	(2,140)	88%	10,000	24,514
LICENSES	-	-	-	-	2,780	(2,780)	N/A	-	5,450
BUILDING EXPENSE	-	-	-	-	-	-	N/A	-	-
UTILITIES	-	108	(108)	-	324	(324)	N/A	-	-
INSURANCE	-	-	-	-	-	-	N/A	-	-
IMMUNIZATIONS & PHYSICALS	-	-	-	-	64	(64)	N/A	-	-
OPERATING EXPENSES - VEHICLE	833	1,314	(481)	6,667	5,908	758	59%	10,000	12,614
JAIL MAINTENANCE FUND	-	-	-	-	-	-	N/A	-	-
MISCELLANEOUS	-	-	-	-	-	-	N/A	-	5,026
CONDEMNED PROPERTY	11,667	-	11,667	93,333	-	93,333	0%	140,000	-
EQUIPMENT PURCHASES	4,000	-	4,000	32,000	-	32,000	0%	48,000	10,246
TOTAL EXPENDITURES	29,733	10,897	18,836	237,867	84,722	153,144	24%	356,800	176,076
IMPACT TO SURPLUS	(29,733)	(10,897)	18,836	(237,867)	(84,722)	153,144	24%	(356,800)	(142,291)

CITY OF OSCEOLA
BUDGET TO ACTUAL COMPARISON
ANIMAL CONTROL

August 2023	Current Month			Year to Date			Elapsed	Annual	Prev Yr
	Budget	Actual	Var (+) (-)	Budget	Actual	Var (+) (-)	67%	Budget	Actual
REVENUES									
ANIMAL SHELTER RECEIPTS	208	-	(208)	1,667	535	(1,132)	21%	2,500	1,689
GRANT INCOME	-	-	-	-	-	-	N/A	-	-
TOTAL REVENUES	208	-	(208)	1,667	535	(1,132)	21%	2,500	1,689
EXPENDITURES									
SALARIES	6,667	5,100	1,567	53,333	50,291	3,042	63%	80,000	85,855
TEMP SERVICE WAGES	1,250	3,804	(2,554)	10,000	7,625	2,375	51%	15,000	19,982
PAYROLL TAX	533	384	149	4,267	3,974	293	62%	6,400	6,462
GROUP INSURANCE	500	797	(297)	4,000	2,543	1,457	42%	6,000	3,793
PENSION EXPENSE	104	106	(1)	833	891	(57)	71%	1,250	1,076
TRAVEL & TRAINING EXPENSE	21	62	(41)	167	62	105	25%	250	-
SAFETY SUPPLIES	17	-	17	133	-	133	0%	200	-
EMPLOYEE RELATIONS	-	-	-	-	-	-	N/A	-	-
UNIFORM EXPENSE	42	-	42	333	516	(182)	103%	500	288
MATERIALS AND SUPPLIES	-	4,138	(4,138)	-	15,117	(15,117)	N/A	-	20,298
TELEPHONE	817	247	570	6,533	2,319	4,215	24%	9,800	3,430
VET BILLS	625	-	625	5,000	3,977	1,023	53%	7,500	7,288
BUILDING EXPENSE	208	-	208	1,667	3,437	(1,771)	137%	2,500	6,064
UTILITIES	300	1,272	(972)	2,400	3,299	(899)	92%	3,600	3,369
INSURANCE	125	196	(71)	1,000	680	320	45%	1,500	1,753
DUES, MBRSHPS & SUBSCRIPTIONS	-	-	-	-	99	(99)	N/A	-	-
ADV, PROMOTIONS & DONATIONS	-	-	-	-	-	-	N/A	-	-
IMMUNIZATIONS & PHYSICALS	21	-	21	167	32	135	13%	250	77
REPAIRS & MAINTENANCE - VEH & EQ	125	193	(68)	1,000	686	314	46%	1,500	3,468
OPERATING EXPENSES - VEHICLES	250	220	30	2,000	1,919	81	64%	3,000	3,943
EQUIPMENT PURCHASES	2,917	-	2,917	23,333	-	23,333	0%	35,000	549
TOTAL EXPENDITURES	14,521	16,518	(1,997)	116,167	97,466	18,700	56%	174,250	167,695
IMPACT TO SURPLUS	(14,313)	(16,518)	(2,206)	(114,500)	(96,931)	17,569	56%	(171,750)	(128,043)

CITY OF OSCEOLA
BUDGET TO ACTUAL COMPARISON
AIRPORT

August 2023	Current Month			Year to Date			Elapsed	Annual	Prev Yr
	Budget	Actual	Var (+) (-)	Budget	Actual	Var (+) (-)	67%	Budget	Actual
REVENUES									
SALES/INTEREST	-	434	434	-	10,951	10,951	N/A	-	100,154
TOTAL REVENUES	-	434	434	-	10,951	10,951	N/A	-	100,154
EXPENDITURES									
SALARIES	-	-	-	-	-	-	N/A	-	-
PAYROLL TAX	-	-	-	-	-	-	N/A	-	-
GROUP INSURANCE	-	-	-	-	-	-	N/A	-	15
MATERIALS AND SUPPLIES	-	-	-	-	13,584	(13,584)	N/A	-	2,321
CHEM & SUPPLIES/SPRAY CONTRACT	-	-	-	-	-	-	N/A	-	-
BUILDING EXPENSE	625	15	610	5,000	94	4,906	1%	7,500	89,107
INSURANCE	42	-	42	333	-	333	0%	500	77
GRANT EXPENSE	-	-	-	-	-	-	N/A	-	-
OPERATING EXPENSES - VEHICLES	-	-	-	-	-	-	N/A	-	-
DEPRECIATION EXPENSE	-	-	-	-	-	-	N/A	-	-
TOTAL EXPENDITURES	667	15	652	5,333	13,678	(8,344)	171%	8,000	91,520
IMPACT TO SURPLUS	(667)	419	1,086	(5,333)	(2,727)	2,607	34%	(8,000)	17,125

CITY OF OSCEOLA
BUDGET TO ACTUAL COMPARISON
STREET DEPARTMENT

August 2023	Current Month			Year to Date			Elapsed	Annual
	Budget	Actual	Var (+) (-)	Budget	Actual	Var (+) (-)	67%	Budget
REVENUES								
DEBRIS REMOVAL	-	100	100	-	400	400	N/A	-
SALES OF EQUIPMENT	-	-	-	-	-	-	N/A	-
STREET REVENUE TURNBACK	50,000	47,845	(2,155)	400,000	392,012	(7,988)	65%	600,000
MILLAGE TAX ALLOCATION	-	-	-	-	-	-	N/A	-
INTEREST INCOME	3	24	21	27	160	134	401%	40
MISCELLANEOUS	7,917	-	(7,917)	63,333	95,017	31,683	100%	95,000
TOTAL REVENUES	57,920	47,969	(9,951)	463,360	487,589	24,229	70%	695,040
EXPENDITURES								
SALARIES STAFF	36,667	32,133	4,534	293,333	252,345	40,989	57%	440,000
SALARIES DEPT MANAGER	-	-	-	-	-	-	N/A	-
TEMP SERVICE WAGES	4,167	10,826	(6,659)	33,333	63,617	(30,283)	127%	50,000
PAYROLL TAX	2,933	2,376	557	23,467	19,157	4,309	54%	35,200
GROUP INSURANCE	3,333	5,992	(2,659)	26,667	19,249	7,417	48%	40,000
PENSION EXPENSE	625	100	525	5,000	1,724	3,276	23%	7,500
TRAVEL & TRAINING EXPENSE	83	510	(427)	667	710	(43)	71%	1,000
SAFETY SUPPLIES	208	143	65	1,667	1,445	222	58%	2,500
EMPLOYEE RELATIONS	-	-	-	-	-	-	N/A	-
UNIFORM EXPENSE	267	1,235	(968)	2,133	9,364	(7,231)	293%	3,200
MATERIALS AND SUPPLIES	1,667	1,792	(125)	13,333	12,711	622	64%	20,000
TELEPHONE	583	330	253	4,667	2,547	2,119	36%	7,000
BUILDING EXPENSE	833	324	509	6,667	6,861	(194)	69%	10,000
UTILITIES	417	1,474	(1,058)	3,333	6,573	(3,240)	131%	5,000
INSURANCE	2,500	-	2,500	20,000	14,211	5,789	47%	30,000
DUES, MBRSHPS & SUBSCRIPTIONS	21	-	21	167	201	(35)	81%	250
ADV, PROMOTIONS & DONATIONS	-	-	-	-	-	-	N/A	-
LICENSES	-	-	-	-	24	(24)	N/A	-
IMMUNIZATIONS & PHYSICALS	83	132	(49)	667	788	(121)	79%	1,000
REPAIRS & MAINTENANCE - VEH EQ	5,000	183	4,817	40,000	46,633	(6,633)	78%	60,000
OPERATING EXPENSES - VEHICLES	4,583	14,590	(10,007)	36,667	29,243	7,423	53%	55,000
EQUIPMENT RENTAL	-	-	-	-	-	-	N/A	-
EQUIPMENT PURCHASES	4,667	-	4,667	37,333	-	37,333	0%	56,000
ASPHALT	208	-	208	1,667	-	1,667	0%	2,500
GRAVEL	83	-	83	667	385	282	39%	1,000
CULVERTS & DRAINS, ETC.	125	-	125	1,000	-	1,000	0%	1,500
STREET REPAIR - CONTRACT	16,667	210	16,457	133,333	102,702	30,631	51%	200,000
STREET PAINTING	42	-	42	333	-	333	0%	500
SIGNS	208	-	208	1,667	-	1,667	0%	2,500
DUMPING - DISPOSAL	5,417	19,318	(13,901)	43,333	52,732	(9,399)	81%	65,000
CAPITAL LEASE PAYMENTS	-	-	-	-	-	-	N/A	-
MISCELLANEOUS	833	-	833	6,667	160	6,507	2%	10,000
TOTAL EXPENDITURES	92,221	91,669	552	737,767	643,385	94,382	58%	1,106,650
IMPACT TO SURPLUS	(34,301)	(43,700)	(9,399)	(274,407)	(155,796)	118,611	38%	(411,610)

CITY OF OSCEOLA
BUDGET TO ACTUAL COMPARISON
SANITATION DEPARTMENT

August 2023	Current Month			Year to Date			Elapsed	Annual	Prev Yr
	Budget	Actual	Var (+) (-)	Budget	Actual	Var (+) (-)	67%	Budget	Actual
REVENUES									
SALES	70,833	72,738	1,905	566,667	513,250	(53,416)	60%	850,000	838,749
DEBRIS REMOVAL	-	-	-	-	-	-	N/A	-	686
INTEREST INCOME	4	10	6	33	72	38	144%	50	37
MISCELLANEOUS	-	437	437	-	1,300	1,300	N/A	-	3,352
TOTAL REVENUES	70,838	73,185	2,348	566,700	514,622	(52,078)	61%	850,050	842,824
EXPENDITURES									
SALARY SUPERVISOR	-	-	-	-	-	-	N/A	-	-
WAGES - GARBAGE COLLECTIONS	25,000	21,554	3,446	200,000	199,639	361	67%	300,000	350,865
TEMP SERVICE WAGES	3,750	7,404	(3,654)	30,000	35,983	(5,983)	80%	45,000	59,564
PAYROLL TAX	2,000	1,592	408	16,000	15,825	175	66%	24,000	25,995
GROUP INSURANCE	2,917	6,095	(3,178)	23,333	18,499	4,834	53%	35,000	22,945
PENSION EXPENSE	875	875	-	7,000	7,440	(440)	71%	10,500	11,141
TRAVEL & TRAINING EXPENSE	63	-	63	500	274	226	36%	750	-
SAFETY SUPPLIES	417	560	(143)	3,333	720	2,613	14%	5,000	2,297
EMPLOYEE RELATIONS	-	-	-	-	-	-	N/A	-	-
UNIFORM EXPENSE	417	1,191	(774)	3,333	6,377	(3,044)	128%	5,000	10,833
MATERIALS AND SUPPLIES	2,583	1,643	940	20,667	11,538	9,129	37%	31,000	7,478
TELEPHONE	375	163	212	3,000	1,316	1,684	29%	4,500	2,327
BUILDING EXPENSE	333	-	333	2,667	2,502	165	63%	4,000	6,858
UTILITIES	208	560	(352)	1,667	1,120	546	45%	2,500	1,343
INSURANCE	1,875	-	1,875	15,000	20,676	(5,676)	92%	22,500	28,533
GARBAGE BAGS	1,667	(2,050)	3,717	13,333	(10,320)	23,653	-52%	20,000	(14,870)
ADV, PROMOTIONS & DONATIONS	-	-	-	-	-	-	N/A	-	-
LICENSES	83	-	83	667	-	667	0%	1,000	3,127
IMMUNIZATIONS & PHYSICALS	21	-	21	167	50	117	20%	250	442
REPAIRS & MAINTENANCE - VEH & EQ	1,667	(111)	1,778	13,333	17,004	(3,671)	85%	20,000	62,736
OPERATING EXPENSES - VEHICLES	3,750	11,500	(7,750)	30,000	37,567	(7,567)	83%	45,000	38,001
EQUIPMENT RENTAL	-	-	-	-	-	-	N/A	-	2,126
EQUIPMENT PURCHASES	-	-	-	-	-	-	N/A	-	2,165
DEPRECIATION EXPENSE	18,750	18,750	-	150,000	150,000	-	67%	225,000	198,000
DUMPING - DISPOSAL	14,583	4,794	9,789	116,667	117,537	(870)	67%	175,000	203,021
INTEREST EXPENSE	833	1,252	(419)	6,667	14,136	(7,469)	141%	10,000	39,693
CAPITAL LEASE PAYMENTS	-	-	-	-	-	-	N/A	-	8,693
MISCELLANEOUS	-	-	-	-	-	-	N/A	-	750
TOTAL EXPENDITURES	82,167	75,773	6,394	657,333	647,885	9,449	66%	986,000	1,074,063
IMPACT TO SURPLUS	(11,329)	(2,588)	11,329	(90,633)	(133,262)	(42,629)	98%	(135,950)	(179,628)

CITY OF OSCEOLA
BUDGET TO ACTUAL COMPARISON
COMPOSTING DEPARTMENT

August 2023	Current Month			Year to Date			Elapsed	Annual	Prev Yr
	Budget	Actual	Var (+) (-)	Budget	Actual	Var (+) (-)	67%	Budget	Actual
REVENUES									
SALES	-	-	-	-	-	-	N/A	-	-
TOTAL REVENUES	-	-	-	-	-	-	N/A	-	-
EXPENDITURES									
SALARIES	-	-	-	-	-	-	N/A	-	-
PAYROLL TAX	-	-	-	-	-	-	N/A	-	-
GROUP INSURANCE	-	-	-	-	-	-	N/A	-	-
PENSION EXPENSE	-	-	-	-	-	-	N/A	-	-
TRAVEL & TRAINING	-	-	-	-	-	-	N/A	-	-
SAFETY SUPPLIES	-	-	-	-	-	-	N/A	-	-
UNIFORM EXPENSE	-	-	-	-	-	-	N/A	-	-
MATERIALS AND SUPPLIES	21	-	21	167	-	167	0%	250	-
UTILITIES	-	-	-	-	-	-	N/A	-	-
INSURANCE	-	-	-	-	-	-	N/A	-	-
LICENSES	-	-	-	-	-	-	N/A	-	-
IMMUNIZAQTIONS & PHYSICALS	-	-	-	-	-	-	N/A	-	-
REPAIRS & MAINENANCE - VEH & EQ	83	-	83	667	-	667	0%	1,000	-
OPERATING EXPENSES -VEHICLES	21	-	21	167	-	167	0%	250	65
EQUIPMENT RENTAL	-	-	-	-	-	-	N/A	-	-
DEPRECIATION EXPENSE	-	-	-	-	-	-	N/A	-	-
TOTAL EXPENDITURES	125	-	125	1,000	-	1,000	0%	1,500	65
IMPACT TO SURPLUS	(125)	-	125	(1,000)	-	1,000	0%	(1,500)	(65)

CITY OF OSCEOLA
BUDGET TO ACTUAL COMPARISON
PEST CONTROL DEPARTMENT

August 2023	Current Month			Year to Date			Elapsed 67%	Annual Budget	Prev Yr Actual
	Budget	Actual	Var (+) (-)	Budget	Actual	Var (+) (-)			
REVENUES									
SALES	9,000	9,768	768	72,000	67,660	(4,340)	63%	108,000	110,730
TOTAL REVENUES	9,000	9,768	768	72,000	67,660	(4,340)	63%	108,000	110,730
EXPENDITURES									
SALARIES	-	-	-	-	-	-	N/A	-	-
PAYROLL TAX	-	-	-	-	-	-	N/A	-	-
GROUP INSURANCE	-	-	-	-	-	-	N/A	-	-
MATERIALS AND SUPPLIES	42	-	42	333	-	333	0%	500	-
CHEM & SUPPLIES/SPRAY CONTRACT	9,583	7,875	1,708	76,667	55,128	21,538	48%	115,000	94,505
BUILDING EXPENSE	-	-	-	-	-	-	N/A	-	-
INSURANCE	-	-	-	-	-	-	N/A	-	-
REPAIRS & MAINTENANCE - VEH & EQ	-	-	-	-	-	-	N/A	-	-
OPERATING EXPENSES - VEHICLES	-	-	-	-	-	-	N/A	-	-
DEPRECIATION EXPENSE	-	-	-	-	-	-	N/A	-	-
TOTAL EXPENDITURES	9,625	7,875	1,750	77,000	55,128	21,872	48%	115,500	94,505
IMPACT TO SURPLUS	(625)	1,893	2,518	(5,000)	12,532	17,532	-167%	(7,500)	24,687

01 -OSCEOLA LIGHT & POWER

ACCOUNT #	ACCOUNT DESCRIPTION	BALANCE
ASSETS		
=====		
01-102	FNBEA-OMLP SAVINGS (4591)	1,727,365.18
01-104	MISC CASH ACCOUNTS	4,643.10
01-105	REGIONS-OMLP GENERAL (0093)	75,168.30
01-106	FNBEA-OMLP GENERAL (9937)	4,602.53
01-107	CASHIER'S FUND	1,500.00
01-108	REGIONS-OMLP PAYROLL (5913)	810.39
01-110	ACCOUNTS RECEIVABLE	2,752,542.72
01-113	AMP ACCOUNTS RECEIVABLE	(1,233.11)
01-115	BANCORP-OMLP GENERAL (0473)	378,482.17
01-116	BANCORP-OMLP PAYROLL (9969)	7,077.43
01-118	EDA GRANT FUND (940216)	75.00
01-119	DRA GRANT FUND (940208)	75.00
01-122	INVENTORY - MATERIAL & SUPPLIE	966,290.68
01-127	SURPLUS UTILITY/COST OF ISSUAN	18,117.65
01-130	DUE TO/FROM OTHER FUNDS	1,280,517.09
01-140	2023 BOND FUND	118,924.03
01-142	2018 BOND FUND	289,297.90
01-143	2018 BOND PROJECT FUND	1,556,765.54
01-156	2007 BOND FUND	103,005.48
01-181	ELECTRIC POWER PLANT	25,048,017.09
01-182	ISES PLANT	5,848,880.87
01-183	WATER PLANT	9,901,788.58
01-184	RES FOR DEPR ELECT & WATER PLA	(30,819,432.32)
01-185	TOOLS AND EQUIPMENT	383,907.66
01-186	NEW SEWER SYSTEMS	9,895,572.28
01-187	NEW SEWER CONST CROMPTON	443,388.21
01-188	LAND PLANT SITE	203,970.50
01-189	AUTO & TRUCKS	2,420,929.51
01-190	RES FOR DEPR AUTO & TRUCKS	(2,437,735.55)
01-191	FURNITURE & FIXTURES	662,365.07
01-192	RES FOR DEPR F&F, TOOLS/EQUIP	(956,655.42)
		<u>29,879,023.56</u>
TOTAL ASSETS		29,879,023.56
		=====
LIABILITIES		
=====		
01-202	FEDERAL W/H PAYABLE	(106.64)
01-203	SOC SECURITY W/H PAYABLE	(99.45)
01-204	ARKANSAS W/H PAYABLE	(30.40)
01-205	GENERAL PENSION W/H	2,395.43
01-206	UNITED WAY W/H	5.00
01-207	GROUP INSURANCE W/H	162.13
01-208	UNIFORM W/H	12.00
01-210	PURCHASE POWER PAYABLE	1,042,126.00
01-214	GARNISHMENTS PAYABLE	(1,090.28)
01-215	UNAPPLIED CREDITS	16,735.60
01-216	REFUNDS PAYABLE	1,236.56
01-230	CUSTOMER DEPOSITS REFUNDABLE	334,719.54

01 -OSCEOLA LIGHT & POWER

ACCOUNT #	ACCOUNT DESCRIPTION	BALANCE	
01-236	ACCRUED WAGES	(474.34)	
01-240	ACCRUED SALES TAX	81,716.00	
01-261	2007 BOND PAYABLE	1,575,281.00	
01-276	2018 BOND PAYABLE	3,086,329.00	
01-277	2022 BOND PAYABLE (BRS)	<u>911,159.89</u>	
	TOTAL LIABILITIES		<u>7,050,077.04</u>
EQUITY			
=====			
01-290	RETAINED EARNINGS	<u>22,039,442.36</u>	
	TOTAL BEGINNING EQUITY	<u>22,039,442.36</u>	
	TOTAL REVENUE	11,310,008.33	
	TOTAL EXPENSES	<u>10,520,504.17</u>	
	TOTAL REVENUE OVER/(UNDER) EXPENSES	789,504.16	
	TOTAL EQUITY & REV. OVER/(UNDER) EXP.		<u>22,828,946.52</u>
	TOTAL LIABILITIES, EQUITY & REV.OVER/(UNDER) EXP.		<u>29,879,023.56</u>
			=====

CITY OF OSCEOLA
REVENUE & EXPENSE REPORT (UNAUDITED)
AS OF: AUGUST 31ST, 2023

01 -OSCEOLA LIGHT & POWER
FINANCIAL SUMMARY

66.67% OF FISCAL YEAR

	CURRENT BUDGET	CURRENT PERIOD	YEAR TO DATE ACTUAL	% OF BUDGET	BUDGET BALANCE
<u>REVENUE SUMMARY</u>					
ELECTRIC DEPT	14,415,500.00	1,510,821.36	9,648,967.89	66.93	4,766,532.11
WATER DEPT	1,485,000.00	162,894.10	1,012,071.85	68.15	472,928.15
SEWER DEPT	1,080,000.00	101,320.08	609,579.83	56.44	470,420.17
ADMINISTRATION	<u>1,350.00</u>	<u>14,760.92</u>	<u>39,388.76</u>	<u>2,917.69</u>	<u>(38,038.76)</u>
TOTAL REVENUES	<u>16,981,850.00</u>	<u>1,789,796.46</u>	<u>11,310,008.33</u>	<u>66.60</u>	<u>5,671,841.67</u>
<u>EXPENDITURE SUMMARY</u>					
ELECTRIC DEPT	11,722,250.00	1,185,291.55	8,891,808.89	75.85	2,830,441.11
WATER DEPT	1,042,900.00	72,080.91	581,587.63	55.77	461,312.37
SEWER DEPT	753,912.00	81,800.93	548,759.40	72.79	205,152.60
ADMINISTRATION	<u>1,096,800.00</u>	<u>64,352.49</u>	<u>498,348.25</u>	<u>45.44</u>	<u>598,451.75</u>
TOTAL EXPENDITURES	<u>14,615,862.00</u>	<u>1,403,525.88</u>	<u>10,520,504.17</u>	<u>71.98</u>	<u>4,095,357.83</u>
REVENUES OVER/ (UNDER) EXPENDITURES	2,365,988.00	386,270.58	789,504.16		1,576,483.84

01 -OSCEOLA LIGHT & POWER

66.67% OF FISCAL YEAR

REVENUES	CURRENT BUDGET	CURRENT PERIOD	YEAR TO DATE ACTUAL	% OF BUDGET	BUDGET BALANCE
<u>ELECTRIC DEPT</u>					
01-4-12-300 SALES	14,200,000.00	1,488,751.78	9,489,250.93	66.83	4,710,749.07
01-4-12-303 LATE PENALTY FEES	150,000.00	10,632.14	91,308.57	60.87	58,691.43
01-4-12-304 RECONNECTION FEES	40,000.00	3,550.00	29,000.00	72.50	11,000.00
01-4-12-305 POLE RENTAL	6,000.00	6,087.00	24,174.00	402.90 (18,174.00)
01-4-12-306 CREDIT CARD FEES	12,000.00	1,550.44	13,309.39	110.91 (1,309.39)
01-4-12-308 NET-METERING FEES	0.00	0.00	350.00	0.00 (350.00)
01-4-12-310 SERVICE FEES	0.00	0.00	(125.00)	0.00	125.00
01-4-12-395 MISCELLANEOUS FEES	7,500.00	250.00	1,700.00	22.67	5,800.00
TOTAL ELECTRIC DEPT	14,415,500.00	1,510,821.36	9,648,967.89	66.93	4,766,532.11
<u>WATER DEPT</u>					
01-4-13-300 SALES	1,455,000.00	157,998.56	981,261.31	67.44	473,738.69
01-4-13-303 LATE PENALTY FEES	25,000.00	1,948.01	15,893.65	63.57	9,106.35
01-4-13-310 SERVICE FEES	5,000.00	2,947.53	14,916.89	298.34 (9,916.89)
TOTAL WATER DEPT	1,485,000.00	162,894.10	1,012,071.85	68.15	472,928.15
<u>SEWER DEPT</u>					
01-4-14-300 SALES	1,080,000.00	101,320.08	609,119.83	56.40	470,880.17
01-4-14-310 SERVICE FEES	0.00	0.00	460.00	0.00 (460.00)
TOTAL SEWER DEPT	1,080,000.00	101,320.08	609,579.83	56.44	470,420.17
<u>ADMINISTRATION</u>					
01-4-15-304 AMP	0.00	71.09 (1,010.21)	0.00	1,010.21
01-4-15-341 ELECTRIC PERMITS	1,200.00	21.00	308.00	25.67	892.00
01-4-15-342 PLUMBING PERMITS	150.00	7.00	424.00	282.67 (274.00)
01-4-15-385 SALE OF ASSETS/EQUIPMENT	0.00	0.00	20,975.00	0.00 (20,975.00)
01-4-15-390 INTEREST INCOME	0.00	114.63	4,144.77	0.00 (4,144.77)
01-4-15-395 MISCELLANEOUS	0.00	14,547.20	14,547.20	0.00 (14,547.20)
TOTAL ADMINISTRATION	1,350.00	14,760.92	39,388.76	2,917.69 (38,038.76)
<u>TOTAL REVENUES</u>					
	16,981,850.00	1,789,796.46	11,310,008.33	66.60	5,671,841.67
	=====	=====	=====	=====	=====

CITY OF OSCEOLA
REVENUE & EXPENSE REPORT (UNAUDITED)
AS OF: AUGUST 31ST, 2023

01 -OSCEOLA LIGHT & POWER

66.67% OF FISCAL YEAR

DEPARTMENTAL EXPENDITURES	CURRENT BUDGET	CURRENT PERIOD	YEAR TO DATE ACTUAL	% OF BUDGET	BUDGET BALANCE
<u>ELECTRIC DEPT</u>					
01-5-12-400 SALARIES	815,000.00	55,363.71	493,562.26	60.56	321,437.74
01-5-12-455 TEMP SERVICE WAGES	15,000.00	4,669.00	5,805.80	38.71	9,194.20
01-5-12-502 PAYROLL TAX	65,200.00	4,041.43	38,401.74	58.90	26,798.26
01-5-12-503 GROUP INSURANCE	60,000.00	12,635.15	36,429.57	60.72	23,570.43
01-5-12-504 PENSION EXPENSE	25,000.00	2,153.13	17,325.46	69.30	7,674.54
01-5-12-510 TRAVEL & TRAINING EXPENSE	7,500.00	105.00	6,384.00	85.12	1,116.00
01-5-12-515 SAFETY SUPPLIES	5,000.00	142.72	3,246.70	64.93	1,753.30
01-5-12-580 UNIFORM EXPENSE	5,000.00	310.00	1,804.26	36.09	3,195.74
01-5-12-601 MATERIALS AND SUPPLIES	15,000.00	3,423.44	14,592.46	97.28	407.54
01-5-12-610 TELEPHONE	8,500.00	821.74	5,171.40	60.84	3,328.60
01-5-12-619 BUILDING EXPENSE	5,000.00	1,503.62	18,228.18	364.56 (13,228.18)
01-5-12-620 UTILITIES	17,500.00	1,496.37	13,754.81	78.60	3,745.19
01-5-12-630 INSURANCE	15,000.00	0.00	19,713.52	131.42 (4,713.52)
01-5-12-640 DUES, MBRSHPS & SUBSCRIPTIONS	5,000.00	0.00	197.98	3.96	4,802.02
01-5-12-647 LICENSES	300.00	0.00	104.03	34.68	195.97
01-5-12-648 IMMUNIZATIONS & PHYSICALS	750.00	45.00	457.03	60.94	292.97
01-5-12-650 REPAIRS & MAINTENANCE - VEH &	50,000.00	6,524.09	48,983.49	97.97	1,016.51
01-5-12-651 OPERATING EXPENSES - VEHICLES	30,000.00	7,395.33	26,458.47	88.19	3,541.53
01-5-12-653 REP & MAINT - GENERATORS	0.00	0.00	2,053.71	0.00 (2,053.71)
01-5-12-710 ELECTRIC POWER PURCHASED	9,940,000.00	1,037,599.82	7,758,899.89	78.06	2,181,100.11
01-5-12-760 DEPRECIATION	500,000.00	41,667.00	333,336.00	66.67	166,664.00
01-5-12-770 DEPRECIATION-VEHICLES	60,000.00	5,000.00	42,500.00	70.83	17,500.00
01-5-12-774 TREE TRIMMING	75,000.00	0.00	0.00	0.00	75,000.00
01-5-12-860 CONSULTING SERVICES	2,500.00	395.00	4,398.13	175.93 (1,898.13)
TOTAL ELECTRIC DEPT	11,722,250.00	1,185,291.55	8,891,808.89	75.85	2,830,441.11
<u>WATER DEPT</u>					
01-5-13-400 SALARIES	380,000.00	23,325.16	189,141.23	49.77	190,858.77
01-5-13-455 TEMP SERVICE WAGES	42,000.00	4,527.60	26,098.80	62.14	15,901.20
01-5-13-502 PAYROLL TAX	30,400.00	1,708.85	14,671.95	48.26	15,728.05
01-5-13-503 GROUP INSURANCE	37,500.00	4,036.88	11,326.98	30.21	26,173.02
01-5-13-504 PENSION EXPENSE	9,000.00	524.00	4,409.91	49.00	4,590.09
01-5-13-510 TRAVEL & TRAINING EXPENSE	1,000.00	0.00	445.00	44.50	555.00
01-5-13-515 SAFETY SUPPLIES	2,500.00	71.36	606.56	24.26	1,893.44
01-5-13-580 UNIFORM EXPENSE	7,500.00	1,088.30	7,331.38	97.75	168.62
01-5-13-601 MATERIALS AND SUPPLIES	30,000.00	5,792.88	17,593.09	58.64	12,406.91
01-5-13-602 CHEMICALS AND SUPPLIES	70,000.00	6,370.39	56,987.76	81.41	13,012.24
01-5-13-608 TOOLS	1,500.00	0.00	1,211.52	80.77	288.48
01-5-13-610 TELEPHONE	20,000.00	363.23	2,973.44	14.87	17,026.56
01-5-13-619 BUILDING EXPENSE	3,000.00	0.00	652.75	21.76	2,347.25
01-5-13-620 UTILITIES	55,000.00	4,533.60	37,553.77	68.28	17,446.23
01-5-13-630 INSURANCE	20,000.00	0.00	15,133.76	75.67	4,866.24
01-5-13-640 DUES, MBRSHPS & SUBSCRIPTIONS	10,000.00	345.20	3,505.99	35.06	6,494.01
01-5-13-647 LICENSES	8,000.00	689.34	2,381.21	29.77	5,618.79
01-5-13-648 IMMUNIZATIONS & PHYSICALS	500.00	25.00	57.00	11.40	443.00
01-5-13-650 REPAIRS & MAINTENANCE - VEH &	15,000.00	369.97	7,082.94	47.22	7,917.06
01-5-13-651 OPERATING EXPENSES - VEHICLES	25,000.00	145.71	1,165.68	4.66	23,834.32

01 -OSCEOLA LIGHT & POWER

66.67% OF FISCAL YEAR

DEPARTMENTAL EXPENDITURES	CURRENT BUDGET	CURRENT PERIOD	YEAR TO DATE ACTUAL	% OF BUDGET	BUDGET BALANCE
01-5-13-652 MANHOLE & PIPE REHAB	5,000.00	0.00	0.00	0.00	5,000.00
01-5-13-682 WELL AND PUMP REPAIRS	5,000.00	0.00	362.50	7.25	4,637.50
01-5-13-683 PUMP AND TANK REPAIRS	60,000.00	1,080.44	46,730.41	77.88	13,269.59
01-5-13-761 DEPRECIATION-WATER PLANT	175,000.00	14,583.00	116,664.00	66.67	58,336.00
01-5-13-770 DEPRECIATION-VEHICLES	30,000.00	2,500.00	17,500.00	58.33	12,500.00
TOTAL WATER DEPT	1,042,900.00	72,080.91	581,587.63	55.77	461,312.37
<u>SEWER DEPT</u>					
01-5-14-400 SALARIES	240,000.00	19,926.94	163,951.03	68.31	76,048.97
01-5-14-455 TEMP SERVICE WAGES	30,000.00	6,011.60	41,223.00	137.41 (11,223.00)
01-5-14-502 PAYROLL TAX	19,200.00	1,468.89	13,225.30	68.88	5,974.70
01-5-14-503 GROUP INSURANCE	12,500.00	3,462.46	9,598.87	76.79	2,901.13
01-5-14-504 PENSION EXPENSE	5,400.00	588.05	4,203.36	77.84	1,196.64
01-5-14-510 TRAVEL & TRAINING EXPENSE	1,000.00	0.00	2,611.74	261.17 (1,611.74)
01-5-14-515 SAFETY SUPPLIES	1,000.00	0.00	0.00	0.00	1,000.00
01-5-14-580 UNIFORM EXPENSE	3,500.00 (12.00) (102.00)	2.91-	3,602.00
01-5-14-601 MATERIALS AND SUPPLIES	30,000.00	5,714.83	30,097.32	100.32 (97.32)
01-5-14-602 CHEMICALS AND SUPPLIES	5,500.00	0.00	1,192.13	21.68	4,307.87
01-5-14-608 TOOLS	2,500.00	0.00	145.92	5.84	2,354.08
01-5-14-610 TELEPHONE	2,500.00	0.00	0.00	0.00	2,500.00
01-5-14-619 BUILDING EXPENSE	1,000.00	0.00	623.32	62.33	376.68
01-5-14-620 UTILITIES	40,000.00	2,966.06	32,776.24	81.94	7,223.76
01-5-14-630 INSURANCE	2,500.00	0.00	11,379.92	455.20 (8,879.92)
01-5-14-640 DUES, MBRSHPS & SUBSCRIPTIONS	200.00	0.00	367.74	183.87 (167.74)
01-5-14-647 LICENSES	14,500.00	7,425.00	7,425.00	51.21	7,075.00
01-5-14-648 IMMUNIZATIONS & PHYSICALS	250.00	32.00	607.00	242.80 (357.00)
01-5-14-650 REPAIRS & MAINTENANCE - VEH &	20,000.00	5,282.65	19,889.61	99.45	110.39
01-5-14-651 OPERATING EXPENSES - VEHICLES	10,000.00	3,135.10	6,024.17	60.24	3,975.83
01-5-14-683 PUMP AND TANK REPAIRS	45,000.00	3,685.35	26,112.73	58.03	18,887.27
01-5-14-762 DEPRICIATION SEWER SYSTEMS	245,000.00	20,417.00	163,336.00	66.67	81,664.00
01-5-14-770 DEPRECIATION-VEHICLES	20,362.00	1,697.00	13,576.00	66.67	6,786.00
01-5-14-860 CONSULTING SERVICES	2,000.00	0.00	495.00	24.75	1,505.00
TOTAL SEWER DEPT	753,912.00	81,800.93	548,759.40	72.79	205,152.60
<u>ADMINISTRATION</u>					
01-5-15-400 SALARIES	385,000.00	29,281.56	244,794.76	63.58	140,205.24
01-5-15-455 TEMP SERVICE WAGES	0.00	754.60	1,690.15	0.00 (1,690.15)
01-5-15-502 PAYROLL TAX	30,800.00	2,186.10	19,211.47	62.37	11,588.53
01-5-15-503 GROUP INSURANCE	50,000.00	5,693.38	21,248.80	42.50	28,751.20
01-5-15-504 PENSION EXPENSE	7,500.00	627.30	5,277.32	70.36	2,222.68
01-5-15-510 TRAVEL & TRAINING EXPENSE	2,500.00	0.00	610.34	24.41	1,889.66
01-5-15-515 SAFETY SUPPLIES	1,000.00	71.36	606.56	60.66	393.44
01-5-15-516 HR MATERIALS & SUPPLIES	5,000.00	0.00	2,810.25	56.21	2,189.75
01-5-15-601 MATERIALS AND SUPPLIES	50,000.00	7,874.16	53,753.32	107.51 (3,753.32)
01-5-15-606 POSTAGE	25,000.00	4,359.13	21,686.10	86.74	3,313.90
01-5-15-607 PUBLISHING ORDINANCES & NOTICE	0.00	0.00	169.88	0.00 (169.88)
01-5-15-610 TELEPHONE	27,500.00	884.35	7,813.83	28.41	19,686.17
01-5-15-619 BUILDING EXPENSE	25,000.00	1,049.67	7,849.59	31.40	17,150.41
01-5-15-620 UTILITIES	25,000.00	394.24	5,015.40	20.06	19,984.60
01-5-15-630 INSURANCE	2,000.00	0.00	0.00	0.00	2,000.00

CITY OF OSCEOLA
REVENUE & EXPENSE REPORT (UNAUDITED)
AS OF: AUGUST 31ST, 2023

01 -OSCEOLA LIGHT & POWER

66.67% OF FISCAL YEAR

DEPARTMENTAL EXPENDITURES	CURRENT BUDGET	CURRENT PERIOD	YEAR TO DATE ACTUAL	% OF BUDGET	BUDGET BALANCE
01-5-15-640 DUES, MBRSHPS & SUBSCRIPTIONS	30,000.00	2,761.00	40,537.08	135.12 (10,537.08)
01-5-15-643 AUDIT FEES	45,000.00	0.00	0.00	0.00	45,000.00
01-5-15-644 LEGAL EXPENSES	10,000.00	0.00	0.00	0.00	10,000.00
01-5-15-645 ADV, PROMOTIONS & DONATIONS	30,000.00	0.00	24,674.76	82.25	5,325.24
01-5-15-647 LICENSES	2,000.00	0.00	5,692.39	284.62 (3,692.39)
01-5-15-648 IMMUNIZATIONS & PHYSICALS	1,500.00	64.00	205.00	13.67	1,295.00
01-5-15-686 EQUIPMENT RENTAL	7,500.00	0.00	2,288.40	30.51	5,211.60
01-5-15-763 DEPRECIATION	5,000.00	417.00	3,336.00	66.72	1,664.00
01-5-15-860 CONSULTING SERVICES	72,500.00	11,170.35	118,984.47	164.12 (46,484.47)
01-5-15-883 BAD ACCOUNTS	75,000.00 (3,230.71) (23,007.85)	30.68-	98,007.85
01-5-15-886 INTEREST EXPENSE	180,000.00	0.00 (76,691.11)	42.61-	256,691.11
01-5-15-887 BOND PAYING AGENT EXPENSE	1,500.00	0.00	800.00	53.33	700.00
01-5-15-898 CASH OVER AND SHORT	500.00 (5.00) (32.23)	6.45-	532.23
01-5-15-899 MISCELLANEOUS	0.00	0.00	9,023.57	0.00 (9,023.57)
TOTAL ADMINISTRATION	1,096,800.00	64,352.49	498,348.25	45.44	598,451.75
<hr/>					
TOTAL EXPENDITURES	14,615,862.00	1,403,525.88	10,520,504.17	71.98	4,095,357.83
=====					
REVENUES OVER/(UNDER) EXPENDITURES	2,365,988.00	386,270.58	789,504.16		1,576,483.84

02 -CITY GENERAL FUND

ACCOUNT #	ACCOUNT DESCRIPTION	BALANCE	
ASSETS			
=====			
02-101	REGIONS-COMM CTR & GOLF (0051)	19,197.49	
02-105	REGIONS-CITY GENERAL(0638)	189,812.77	
02-106	FNBEA-CITY GENERAL(9902)	5,543.82	
02-107	MISC CASH ACCOUNTS	57,738.43	
02-108	REGIONS-CITY GEN PAYROLL(5948)	8,262.87	
02-109	REGIONS-FIRE DEPT ACT833(0697)	111,432.81	
02-110	ACCOUNTS RECEIVABLE	197,602.89	
02-114	MUNICIPAL PROPERTY PROGRAM	2,642,374.08	
02-115	BANCORP-CITY GENERAL(0430)	282,959.06	
02-116	BANCORP-CITY GEN PAYROLL(0465)	15,046.54	
02-118	FIRST COMML-CITY GEN SAV(7010)	8,582.69	
02-120	CULTURAL CIVIC CENTER	6,213.62	
02-121	CONFINED SPACE SERVICES GRANT	51,478.28	
02-130	DUE TO/FROM OTHER FUNDS	(1,170,436.24)	
		<u>2,425,809.11</u>	
	TOTAL ASSETS		2,425,809.11
=====			
LIABILITIES			
=====			
02-202	FEDERAL W/H PAYABLE	(372.63)	
02-203	SOC SECURITY W/H PAYABLE	(249.61)	
02-204	ARKANSAS W/H PAYABLE	(119.41)	
02-205	GENERAL PENSION W/H	1,689.58	
02-206	UNITED WAY W/H	55.00	
02-207	GROUP INSURANCE W/H	37.62	
02-210	FIREMENS PENSION W/H	44,341.01	
02-212	POLICE PENSION W/H	3,232.21	
02-214	GARNISHMENTS PAYABLE	(3,723.38)	
02-255	DEFERRED INSURANCE PROCEEDS	<u>2,543,801.64</u>	
	TOTAL LIABILITIES		<u>2,588,692.03</u>
EQUITY			
=====			
02-291	BEGINNING FUND BALANCE	<u>188,373.32</u>	
	TOTAL BEGINNING EQUITY		188,373.32
	TOTAL REVENUE	4,447,913.11	
	TOTAL EXPENSES	<u>4,799,169.35</u>	
	TOTAL REVENUE OVER/(UNDER) EXPENSES	(351,256.24)	
	TOTAL EQUITY & REV. OVER/(UNDER) EXP.	(<u>162,882.92</u>)	
	TOTAL LIABILITIES, EQUITY & REV.OVER/(UNDER) EXP.		2,425,809.11
=====			

CITY OF OSCEOLA
REVENUE & EXPENSE REPORT (UNAUDITED)
AS OF: AUGUST 31ST, 2023

02 -CITY GENERAL FUND
FINANCIAL SUMMARY

66.67% OF FISCAL YEAR

	CURRENT BUDGET	CURRENT PERIOD	YEAR TO DATE ACTUAL	% OF BUDGET	BUDGET BALANCE
<u>REVENUE SUMMARY</u>					
ADMINISTRATION	8,167,898.00	350,811.65	3,656,640.82	44.77	4,511,257.18
POLICE DEPT	502,000.00 (15,796.93)	476,769.02	94.97	25,230.98
FIRE DEPT	200,000.00	8,332.00	188,328.00	94.16	11,672.00
PARKS & RECREATION DEPT	170,000.00	11,602.22	94,700.61	55.71	75,299.39
GOLF COURSE FUND	55,465.00	2,905.20	30,939.66	55.78	24,525.34
HUMANE SHELTER FUND	2,500.00	0.00	535.00	21.40	1,965.00
TOTAL REVENUES	9,097,863.00	357,854.14	4,447,913.11	48.89	4,649,949.89
=====					
<u>EXPENDITURE SUMMARY</u>					
ADMINISTRATION	4,387,183.00	99,891.13	679,302.88	15.48	3,707,880.12
POLICE DEPT	2,579,500.00	220,358.46	1,584,393.57	61.42	995,106.43
FIRE DEPT	1,512,985.00	110,730.73	1,256,754.52	83.06	256,230.48
PARKS & RECREATION DEPT	951,700.00	77,778.03	492,568.45	51.76	459,131.55
MUNICIPAL COURT	106,798.00	14,913.56	89,916.29	84.19	16,881.71
JAIL DEPARTMENT	345,500.00	56,983.99	331,266.72	95.88	14,233.28
CODE ENFORCEMENT	356,800.00	10,896.24	84,722.32	23.75	272,077.68
GOLF COURSE FUND	286,310.00	25,036.30	182,778.12	63.84	103,531.88
HUMANE SHELTER FUND	194,250.00	16,517.75	97,466.48	50.18	96,783.52
TOTAL EXPENDITURES	10,721,026.00	633,106.19	4,799,169.35	44.76	5,921,856.65
=====					
REVENUES OVER/(UNDER) EXPENDITURES	(1,623,163.00) (275,252.05) (351,256.24)		(1,271,906.76)

02 -CITY GENERAL FUND

66.67% OF FISCAL YEAR

REVENUES	CURRENT BUDGET	CURRENT PERIOD	YEAR TO DATE ACTUAL	% OF BUDGET	BUDGET BALANCE
<u>ADMINISTRATION</u>					
02-4-01-310 PROPERTY TAXES	715,000.00	12,212.99	446,965.07	62.51	268,034.93
02-4-01-314 GENERAL REVENUE (STATE OF ARK)	115,000.00	6,304.85	77,490.51	67.38	37,509.49
02-4-01-315 PRIVILEGE TAX -- CITY	8,000.00	70.00	10,812.50	135.16 (2,812.50)
02-4-01-316 PILOT-FED HOUSING AUTHORITY	3,315.00	0.00	0.00	0.00	3,315.00
02-4-01-317 PILOT-PLUM POINT ENERGY STA	870,000.00	0.00	0.00	0.00	870,000.00
02-4-01-318 PILOT-OTHER	0.00	0.00	86,450.00	0.00 (86,450.00)
02-4-01-323 A & P TAX REVENUE	32,000.00	3,797.00	29,964.01	93.64	2,035.99
02-4-01-325 GAS FRANCHISE TAX	85,000.00	0.00	105,960.14	124.66 (20,960.14)
02-4-01-328 TELEPHONE EXCISE TAX	20,000.00	0.00	0.00	0.00	20,000.00
02-4-01-331 CABLE FRANCHISE TAX	20,000.00	1,319.43	12,173.22	60.87	7,826.78
02-4-01-345 BUILDING PERMITS	2,000.00	382.00	6,878.32	343.92 (4,878.32)
02-4-01-375 PLANNING COMMISSION	100.00	0.00	10.00	10.00	90.00
02-4-01-384 CODE RED CONTRIBUTIONS	(3,750.00)	0.00	0.00	0.00 (3,750.00)
02-4-01-387 INSURANCE PROCEEDS	0.00	0.00	197,602.89	0.00 (197,602.89)
02-4-01-390 INTEREST INCOME	500.00	621.89	4,223.49	844.70 (3,723.49)
02-4-01-394 COUNTY SALES TAX	1,300,000.00	134,552.87	1,198,686.17	92.21	101,313.83
02-4-01-395 MISCELLANEOUS	3,750,733.00	0.00	122,030.63	3.25	3,628,702.37
02-4-01-396 GRANT INCOME	0.00	0.00	55,700.00	0.00 (55,700.00)
02-4-01-397 CITY SALES TAX	1,250,000.00	191,550.62	1,280,517.62	102.44 (30,517.62)
02-4-01-398 RENT INCOME	0.00	0.00	21,176.25	0.00 (21,176.25)
TOTAL ADMINISTRATION	8,167,898.00	350,811.65	3,656,640.82	44.77	4,511,257.18
<u>POLICE DEPT</u>					
02-4-02-335 FINES & FORFEITURES	300,000.00 (16,087.92)	320,574.16	106.86 (20,574.16)
02-4-02-337 OPD RECEIPTS	2,000.00	0.00	0.00	0.00	2,000.00
02-4-02-338 JAIL RECEIPTS	100,000.00	290.99	34,664.86	34.66	65,335.14
02-4-02-396 GRANT INCOME	100,000.00	0.00	121,530.00	121.53 (21,530.00)
TOTAL POLICE DEPT	502,000.00 (15,796.93)	476,769.02	94.97	25,230.98
<u>FIRE DEPT</u>					
02-4-03-380 CONTRACT TRAINING RECEIPTS	0.00	8,332.00	16,664.00	0.00 (16,664.00)
02-4-03-395 MISCELLANEOUS	0.00	0.00	5,000.00	0.00 (5,000.00)
02-4-03-396 GRANT INCOME	200,000.00	0.00	166,664.00	83.33	33,336.00
TOTAL FIRE DEPT	200,000.00	8,332.00	188,328.00	94.16	11,672.00
<u>PARKS & RECREATION DEPT</u>					
02-4-04-350 ADMISSION FEES	95,000.00	11,602.22	94,700.61	99.68	299.39
02-4-04-396 GRANT INCOME	75,000.00	0.00	0.00	0.00	75,000.00
TOTAL PARKS & RECREATION DEPT	170,000.00	11,602.22	94,700.61	55.71	75,299.39
<u>GOLF COURSE FUND</u>					
02-4-18-360 GOLF COURSE MEMBERSHIP FEES	45,000.00	2,225.20	22,921.66	50.94	22,078.34
02-4-18-362 GREENS FEES	815.00	0.00	3,018.00	370.31 (2,203.00)
02-4-18-364 CART SHED RENTALS	8,500.00	680.00	5,000.00	58.82	3,500.00
02-4-18-365 PRO SHOP SALES	1,150.00	0.00	0.00	0.00	1,150.00
TOTAL GOLF COURSE FUND	55,465.00	2,905.20	30,939.66	55.78	24,525.34

CITY OF OSCEOLA
REVENUE & EXPENSE REPORT (UNAUDITED)
AS OF: AUGUST 31ST, 2023

02 -CITY GENERAL FUND

66.67% OF FISCAL YEAR

REVENUES	CURRENT BUDGET	CURRENT PERIOD	YEAR TO DATE ACTUAL	% OF BUDGET	BUDGET BALANCE
<hr/>					
HUMANE SHELTER FUND					
02-4-19-340 ANIMAL SHELTER RECEIPTS	2,500.00	0.00	535.00	21.40	1,965.00
TOTAL HUMANE SHELTER FUND	2,500.00	0.00	535.00	21.40	1,965.00
<hr/>					
TOTAL REVENUES	9,097,863.00	357,854.14	4,447,913.11	48.89	4,649,949.89
	=====	=====	=====	=====	=====

02 -CITY GENERAL FUND

66.67% OF FISCAL YEAR

DEPARTMENTAL EXPENDITURES	CURRENT BUDGET	CURRENT PERIOD	YEAR TO DATE ACTUAL	% OF BUDGET	BUDGET BALANCE
ADMINISTRATION					
02-5-01-400 SALARIES	135,000.00	11,474.99	91,799.92	68.00	43,200.08
02-5-01-501 TRAVEL & PUBLIC RELATIONS	5,000.00	2,972.35	3,385.66	67.71	1,614.34
02-5-01-502 PAYROLL TAX	10,800.00	852.74	6,830.98	63.25	3,969.02
02-5-01-503 GROUP INSURANCE	45,000.00	11,918.25	36,398.00	80.88	8,602.00
02-5-01-504 PENSION EXPENSE	55,000.00	4,025.21	29,516.07	53.67	25,483.93
02-5-01-510 TRAVEL & TRAINING EXPENSE	12,000.00	225.40	11,492.50	95.77	507.50
02-5-01-601 MATERIALS AND SUPPLIES	30,000.00	9,137.66	112,728.22	375.76 (82,728.22)
02-5-01-605 OFFICE EXPENSE	5,000.00	0.00	0.00	0.00	5,000.00
02-5-01-607 PUBLISHING ORDINANCES & NOTICE	7,500.00	400.00	8,434.00	112.45 (934.00)
02-5-01-610 TELEPHONE	3,500.00	0.00	254.11	7.26	3,245.89
02-5-01-619 BUILDING EXPENSE	35,000.00	1,847.00	123,614.84	353.19 (88,614.84)
02-5-01-620 UTILITIES	45,000.00	2,366.15	21,173.84	47.05	23,826.16
02-5-01-625 RENT	1,000.00	0.00	0.00	0.00	1,000.00
02-5-01-626 A & P EXPENSES	30,000.00	25,215.50	59,289.02	197.63 (29,289.02)
02-5-01-630 INSURANCE	34,000.00	0.00	932.49	2.74	33,067.51
02-5-01-640 DUES, MBRSHPS & SUBSCRIPTIONS	3,500.00	2,019.99	2,892.43	82.64	607.57
02-5-01-644 LEGAL EXPENSES	20,000.00	5,581.00	20,326.00	101.63 (326.00)
02-5-01-645 ADV, PROMOTIONS & DONATIONS	6,000.00	0.00	3,313.34	55.22	2,686.66
02-5-01-647 LICENSES	250.00	0.00	185.00	74.00	65.00
02-5-01-650 REPAIRS & MAINTENANCE - VEH &	1,200.00	0.00	290.73	24.23	909.27
02-5-01-687 ELECTION EXPENSE	0.00	0.00	3,715.06	0.00 (3,715.06)
02-5-01-700 EQUIPMENT PURCHASES	30,000.00	0.00	1,321.73	4.41	28,678.27
02-5-01-750 ROSENWALD BLDG EXPENSE	7,500.00	388.25	2,235.54	29.81	5,264.46
02-5-01-751 SR. CITIZEN BLDG EXPENSE	5,000.00	162.80	12,734.01	254.68 (7,734.01)
02-5-01-753 COSTON BLDG EXP	1,500.00	183.98	1,746.84	116.46 (246.84)
02-5-01-801 PLANNING COMMISSION EXPENSE	200.00	0.00	0.00	0.00	200.00
02-5-01-860 CONSULTING SERVICES	132,500.00	8,919.86	80,770.15	60.96	51,729.85
02-5-01-861 INDUSTRIAL INCENTIVES	0.00	12,250.00	27,750.00	0.00 (27,750.00)
02-5-01-898 ABANDONED/CONDEMNED PROP EXP	0.00 (50.00)	4,380.29	0.00 (4,380.29)
02-5-01-899 MISCELLANEOUS	3,725,733.00	0.00	11,792.11	0.32	3,713,940.89
TOTAL ADMINISTRATION	4,387,183.00	99,891.13	679,302.88	15.48	3,707,880.12
POLICE DEPT					
02-5-02-400 SALARIES	1,650,000.00	139,737.88	1,044,392.93	63.30	605,607.07
02-5-02-414 SALARIES-GRANT/OPD	(60,000.00)	0.00	0.00	0.00 (60,000.00)
02-5-02-426 AUXILIARY POLICE	2,000.00	65.38	733.86	36.69	1,266.14
02-5-02-502 PAYROLL TAX	132,000.00	10,385.51	78,399.95	59.39	53,600.05
02-5-02-503 GROUP INSURANCE	135,000.00	21,462.25	68,640.86	50.85	66,359.14
02-5-02-504 PENSION EXPENSE	181,500.00	25,587.92	184,607.99	101.71 (3,107.99)
02-5-02-510 TRAVEL & TRAINING EXPENSE	10,000.00	1,238.30	4,993.75	49.94	5,006.25
02-5-02-515 SAFETY SUPPLIES	0.00	142.72	1,213.12	0.00 (1,213.12)
02-5-02-580 UNIFORM EXPENSE	20,000.00	245.21	12,760.72	63.80	7,239.28
02-5-02-581 UNIFORM LAUNDRY	0.00	147.04	448.27	0.00 (448.27)
02-5-02-601 MATERIALS AND SUPPLIES	50,000.00	11,793.74	30,118.69	60.24	19,881.31
02-5-02-610 TELEPHONE	35,000.00	2,891.33	20,195.45	57.70	14,804.55
02-5-02-619 BUILDING EXPENSE	1,500.00	660.00	1,688.30	112.55 (188.30)
02-5-02-620 UTILITIES	7,500.00	578.06	6,039.37	80.52	1,460.63

02 -CITY GENERAL FUND

66.67% OF FISCAL YEAR

DEPARTMENTAL EXPENDITURES	CURRENT BUDGET	CURRENT PERIOD	YEAR TO DATE ACTUAL	% OF BUDGET	BUDGET BALANCE
02-5-02-630 INSURANCE	30,000.00	0.00	8,283.54	27.61	21,716.46
02-5-02-640 DUES, MBRSHPS & SUBSCRIPTIONS	25,000.00	283.05	5,851.55	23.41	19,148.45
02-5-02-648 IMMUNIZATIONS & PHYSICALS	5,000.00	1,422.00	3,289.26	65.79	1,710.74
02-5-02-650 REPAIRS & MAINTENANCE - VEH &	50,000.00	3,087.18	37,827.74	75.66	12,172.26
02-5-02-651 OPERATING EXPENSES - VEHICLES	55,000.00	9,444.97	56,895.28	103.45 (1,895.28)
02-5-02-700 EQUIPMENT PURCHASES	250,000.00	385.92	41,138.94	16.46	208,861.06
02-5-02-899 MISCELLANEOUS	0.00	(9,200.00)	(23,126.00)	0.00	23,126.00
TOTAL POLICE DEPT	2,579,500.00	220,358.46	1,584,393.57	61.42	995,106.43
<u>FIRE DEPT</u>					
02-5-03-400 SALARIES	885,000.00	74,379.52	602,256.25	68.05	282,743.75
02-5-03-427 FIRE SCRIPT-REDEEMED	12,000.00	1,685.60	8,108.35	67.57	3,891.65
02-5-03-502 PAYROLL TAX	17,700.00	1,258.40	11,399.13	64.40	6,300.87
02-5-03-503 GROUP INSURANCE	72,000.00	5,915.51	37,941.97	52.70	34,058.03
02-5-03-504 PENSION EXPENSE	128,000.00	18,082.88	133,208.91	104.07 (5,208.91)
02-5-03-510 TRAVEL & TRAINING EXPENSE	4,000.00	0.00	260.18	6.50	3,739.82
02-5-03-515 SAFETY SUPPLIES	1,000.00	0.00	261.28	26.13	738.72
02-5-03-580 UNIFORM EXPENSE	7,500.00	733.77	5,517.96	73.57	1,982.04
02-5-03-601 MATERIALS AND SUPPLIES	20,000.00	2,554.30	31,791.37	158.96 (11,791.37)
02-5-03-610 TELEPHONE	20,000.00	162.82	4,418.60	22.09	15,581.40
02-5-03-619 BUILDING EXPENSE	7,000.00	95.54	9,567.06	136.67 (2,567.06)
02-5-03-620 UTILITIES	8,500.00	671.55	9,292.29	109.32 (792.29)
02-5-03-630 INSURANCE	50,000.00	0.00	46,678.09	93.36	3,321.91
02-5-03-640 DUES, MBRSHPS & SUBSCRIPTIONS	400.00	0.00	300.48	75.12	99.52
02-5-03-647 LICENSES	0.00	0.00	52.00	0.00 (52.00)
02-5-03-648 IMMUNIZATIONS & PHYSICALS	2,000.00	616.00	1,403.65	70.18	596.35
02-5-03-650 REPAIRS & MAINTENANCE - VEH &	22,000.00	0.00	25,211.49	114.60 (3,211.49)
02-5-03-651 OPERATING EXPENSES - VEHICLES	18,000.00	4,325.90	13,706.42	76.15	4,293.58
02-5-03-686 EQUIPMENT RENTAL	22,000.00	248.94	16,462.65	74.83	5,537.35
02-5-03-700 EQUIPMENT PURCHASES	165,885.00	0.00	298,916.39	180.19 (133,031.39)
02-5-03-895 CAPITAL LEASE PAYMENTS	50,000.00	0.00	0.00	0.00	50,000.00
TOTAL FIRE DEPT	1,512,985.00	110,730.73	1,256,754.52	83.06	256,230.48
<u>PARKS & RECREATION DEPT</u>					
02-5-04-400 SALARIES	390,000.00	29,190.67	245,299.09	62.90	144,700.91
02-5-04-435 SUMMER WORKERS	17,500.00	0.00	0.00	0.00	17,500.00
02-5-04-455 TEMP SERVICE WAGES	10,000.00	19,173.00	34,757.80	347.58 (24,757.80)
02-5-04-502 PAYROLL TAX	31,200.00	2,122.08	18,357.32	58.84	12,842.68
02-5-04-503 GROUP INSURANCE	30,000.00	6,755.73	19,948.60	66.50	10,051.40
02-5-04-504 PENSION EXPENSE	5,500.00	483.22	4,100.34	74.55	1,399.66
02-5-04-510 TRAVEL & TRAINING EXPENSE	12,000.00	0.00	0.00	0.00	12,000.00
02-5-04-515 SAFETY SUPPLIES	3,000.00	0.00	902.02	30.07	2,097.98
02-5-04-601 MATERIALS AND SUPPLIES	103,000.00	7,453.56	64,729.39	62.84	38,270.61
02-5-04-610 TELEPHONE	5,000.00	246.99	1,989.17	39.78	3,010.83
02-5-04-619 BUILDING EXPENSE	35,000.00	5,165.05	21,749.31	62.14	13,250.69
02-5-04-620 UTILITIES	35,500.00	2,716.11	19,077.03	53.74	16,422.97
02-5-04-630 INSURANCE	7,500.00	0.00	7,180.78	95.74	319.22
02-5-04-640 DUES, MBRSHPS & SUBSCRIPTIONS	2,000.00	0.00	914.09	45.70	1,085.91
02-5-04-645 ADV, PROMOTIONS & DONATIONS	2,000.00	0.00	0.00	0.00	2,000.00
02-5-04-647 LICENSES	2,000.00	0.00	75.00	3.75	1,925.00

02 -CITY GENERAL FUND

66.67% OF FISCAL YEAR

DEPARTMENTAL EXPENDITURES	CURRENT BUDGET	CURRENT PERIOD	YEAR TO DATE ACTUAL	% OF BUDGET	BUDGET BALANCE
02-5-04-648 IMMUNIZATIONS & PHYSICALS	500.00	0.00	185.00	37.00	315.00
02-5-04-650 REPAIRS & MAINTENANCE - VEH &	25,000.00	1,356.36	6,901.90	27.61	18,098.10
02-5-04-651 OPERATING EXPENSES - VEHICLES	20,000.00	868.10	6,600.77	33.00	13,399.23
02-5-04-700 EQUIPMENT PURCHASES	150,000.00	0.00	0.00	0.00	150,000.00
02-5-04-725 ATHLETIC EQUIPMENT	40,000.00	1,065.67	20,696.05	51.74	19,303.95
02-5-04-895 CAPITAL LEASE PAYMENTS	25,000.00	1,181.49	19,104.79	76.42	5,895.21
TOTAL PARKS & RECREATION DEPT	951,700.00	77,778.03	492,568.45	51.76	459,131.55
<u>MUNICIPAL COURT</u>					
02-5-05-421 JUDGE'S SALARY	30,000.00	2,443.75	19,550.00	65.17	10,450.00
02-5-05-422 CLERK'S SALARY	111,480.00	8,255.38	68,424.28	61.38	43,055.72
02-5-05-502 PAYROLL TAX	11,318.00	623.88	5,334.09	47.13	5,983.91
02-5-05-503 GROUP INSURANCE	10,000.00	809.06	2,156.58	21.57	7,843.42
02-5-05-510 TRAVEL & TRAINING EXPENSE	2,000.00	361.49	735.32	36.77	1,264.68
02-5-05-601 MATERIALS AND SUPPLIES	2,000.00	0.00	873.10	43.66	1,126.90
02-5-05-640 DUES, MBRSHPS & SUBSCRIPTIONS	0.00	0.00	150.00	0.00 (150.00)
02-5-05-648 IMMUNIZATIONS & PHYSICALS	0.00	0.00	109.00	0.00 (109.00)
02-5-05-700 EQUIPMENT PURCHASES	0.00	0.00	57.19	0.00 (57.19)
02-5-05-899 MISCELLANEOUS	(60,000.00)	2,420.00	(7,473.27)	12.46 (52,526.73)
TOTAL MUNICIPAL COURT	106,798.00	14,913.56	89,916.29	84.19	16,881.71
<u>JAIL DEPARTMENT</u>					
02-5-11-400 SALARIES	175,000.00	13,597.94	109,207.19	62.40	65,792.81
02-5-11-455 TEMP SERVICE WAGES	50,000.00	6,602.26	75,228.21	150.46 (25,228.21)
02-5-11-502 PAYROLL TAX	14,000.00	1,010.07	8,809.51	62.93	5,190.49
02-5-11-503 GROUP INSURANCE	15,000.00	6,375.26	22,566.23	150.44 (7,566.23)
02-5-11-504 PENSION EXPENSE	1,250.00	148.32	1,631.07	130.49 (381.07)
02-5-11-510 TRAVEL & TRAINING EXPENSE	2,000.00	250.00	310.00	15.50	1,690.00
02-5-11-580 UNIFORM EXPENSE	1,000.00	0.00	0.00	0.00	1,000.00
02-5-11-601 MATERIALS AND SUPPLIES	40,000.00	17,402.20	70,853.20	177.13 (30,853.20)
02-5-11-619 BUILDING EXPENSE	0.00	3,248.87	7,314.46	0.00 (7,314.46)
02-5-11-620 UTILITIES	20,800.00	645.49	5,767.00	27.73	15,033.00
02-5-11-630 INSURANCE	200.00	0.00	136.58	68.29	63.42
02-5-11-648 IMMUNIZATIONS & PHYSICALS	1,000.00	967.00	1,594.00	159.40 (594.00)
02-5-11-650 REPAIRS & MAINTENANCE - VEH &	0.00	0.00	67.91	0.00 (67.91)
02-5-11-655 JAIL MAINTENANCE FUND	25,000.00	5,578.04	26,455.51	105.82 (1,455.51)
02-5-11-659 INMATE MEDICAL	250.00	0.00	101.31	40.52	148.69
02-5-11-700 EQUIPMENT PURCHASES	0.00	1,158.54	1,224.54	0.00 (1,224.54)
TOTAL JAIL DEPARTMENT	345,500.00	56,983.99	331,266.72	95.88	14,233.28
<u>CODE ENFORCEMENT</u>					
02-5-17-400 SALARIES	125,000.00	5,384.62	50,752.05	40.60	74,247.95
02-5-17-440 WAGES - STAFF	0.00	0.00	919.20	0.00 (919.20)
02-5-17-502 PAYROLL TAX	10,000.00	76.86	1,415.09	14.15	8,584.91
02-5-17-503 GROUP INSURANCE	8,800.00	3,372.69	12,795.49	145.40 (3,995.49)
02-5-17-510 TRAVEL & TRAINING EXPENSE	5,000.00	0.00	957.64	19.15	4,042.36
02-5-17-601 MATERIALS AND SUPPLIES	10,000.00	639.82	8,031.36	80.31	1,968.64
02-5-17-610 TELEPHONE	0.00	107.80	786.56	0.00 (786.56)
02-5-17-647 LICENSES	0.00	0.00	2,805.00	0.00 (2,805.00)
02-5-17-648 IMMUNIZATIONS & PHYSICALS	0.00	0.00	64.00	0.00 (64.00)

02 -CITY GENERAL FUND

66.67% OF FISCAL YEAR

DEPARTMENTAL EXPENDITURES	CURRENT BUDGET	CURRENT PERIOD	YEAR TO DATE ACTUAL	% OF BUDGET	BUDGET BALANCE
02-5-17-650 REPAIRS & MAINTENANCE - VEH &	0.00	671.24	4,228.29	0.00 (4,228.29)
02-5-17-651 OPERATING EXPENSES- VEHICLES	10,000.00	643.21	1,308.74	13.09	8,691.26
02-5-17-700 EQUIPMENT PURCHASES	48,000.00	0.00	658.90	1.37	47,341.10
02-5-17-899 MISCELLANEOUS	140,000.00	0.00	0.00	0.00	140,000.00
TOTAL CODE ENFORCEMENT	356,800.00	10,896.24	84,722.32	23.75	272,077.68
<u>GOLF COURSE FUND</u>					
02-5-18-400 SALARIES	98,000.00	4,467.76	38,716.50	39.51	59,283.50
02-5-18-455 TEMP SERVICE WAGES	40,000.00	15,064.00	50,999.90	127.50 (10,999.90)
02-5-18-502 PAYROLL TAX	7,840.00	335.36	3,026.53	38.60	4,813.47
02-5-18-503 GROUP INSURANCE	10,000.00	744.50	2,543.68	25.44	7,456.32
02-5-18-504 PENSION EXPENSE	3,270.00	223.38	1,895.48	57.97	1,374.52
02-5-18-601 MATERIALS AND SUPPLIES	45,000.00	1,023.88	42,542.40	94.54	2,457.60
02-5-18-610 TELEPHONE	2,500.00	204.91	2,273.11	90.92	226.89
02-5-18-619 BUILDING EXPENSE	0.00	475.20	3,342.35	0.00 (3,342.35)
02-5-18-620 UTILITIES	5,700.00	746.89	4,266.06	74.84	1,433.94
02-5-18-630 INSURANCE	6,000.00	0.00	5,129.70	85.50	870.30
02-5-18-640 DUES, MBRSHPS & SUBSCRIPTIONS	0.00	0.00	216.49	0.00 (216.49)
02-5-18-650 REPAIRS & MAINTENANCE - VEH &	12,500.00	395.00	11,975.34	95.80	524.66
02-5-18-651 OPERATING EXPENSES - VEHICLES	15,000.00	1,355.42	4,714.34	31.43	10,285.66
02-5-18-686 EQUIPMENT RENTAL	500.00	0.00	0.00	0.00	500.00
02-5-18-700 EQUIPMENT PURCHASES	5,000.00	0.00	0.00	0.00	5,000.00
02-5-18-895 CAPITAL LEASE PAYMENTS	35,000.00	0.00	11,136.24	31.82	23,863.76
TOTAL GOLF COURSE FUND	286,310.00	25,036.30	182,778.12	63.84	103,531.88
<u>HUMANE SHELTER FUND</u>					
02-5-19-400 SALARIES	80,000.00	5,099.82	50,291.20	62.86	29,708.80
02-5-19-455 TEMP SERVICE WAGES	15,000.00	3,803.80	7,625.59	50.84	7,374.41
02-5-19-502 PAYROLL TAX	6,400.00	383.73	3,973.29	62.08	2,426.71
02-5-19-503 GROUP INSURANCE	6,000.00	797.41	2,542.78	42.38	3,457.22
02-5-19-504 PENSION EXPENSE	1,250.00	105.52	890.34	71.23	359.66
02-5-19-510 TRAVEL & TRAINING EXPENSE	250.00	62.14	62.14	24.86	187.86
02-5-19-515 SAFETY SUPPLIES	200.00	0.00	0.00	0.00	200.00
02-5-19-580 UNIFORM EXPENSE	500.00	0.00	515.55	103.11 (15.55)
02-5-19-601 MATERIALS AND SUPPLIES	20,000.00	4,138.16	15,116.82	75.58	4,883.18
02-5-19-610 TELEPHONE	9,800.00	247.00	2,319.07	23.66	7,480.93
02-5-19-611 VET BILLS	7,500.00	0.00	3,977.25	53.03	3,522.75
02-5-19-619 BUILDING EXPENSE	2,500.00	1,272.10	4,709.50	188.38 (2,209.50)
02-5-19-620 UTILITIES	3,600.00	195.50	2,211.54	61.43	1,388.46
02-5-19-630 INSURANCE	1,500.00	0.00	484.02	32.27	1,015.98
02-5-19-640 DUES, MBRSHPS & SUBSCRIPTIONS	0.00	0.00	98.99	0.00 (98.99)
02-5-19-648 IMMUNIZATIONS & PHYSICALS	250.00	0.00	32.00	12.80	218.00
02-5-19-650 REPAIRS & MAINTENANCE - VEH &	1,500.00	192.50	682.31	45.49	817.69
02-5-19-651 OPERATING EXPENSES - VEHICLES	3,000.00	220.07	1,919.69	63.99	1,080.31
02-5-19-700 EQUIPMENT PURCHASES	35,000.00	0.00	0.00	0.00	35,000.00
02-5-19-840 Disposal	0.00	0.00	14.40	0.00 (14.40)
TOTAL HUMANE SHELTER FUND	194,250.00	16,517.75	97,466.48	50.18	96,783.52
TOTAL EXPENDITURES	10,721,026.00	633,106.19	4,799,169.35	44.76	5,921,856.65

CITY OF OSCEOLA
REVENUE & EXPENSE REPORT (UNAUDITED)
AS OF: AUGUST 31ST, 2023

02 -CITY GENERAL FUND

66.67% OF FISCAL YEAR

DEPARTMENTAL EXPENDITURES	CURRENT BUDGET	CURRENT PERIOD	YEAR TO DATE ACTUAL	% OF BUDGET	BUDGET BALANCE
	=====	=====	=====	=====	=====
REVENUES OVER/(UNDER) EXPENDITURES	(1,623,163.00)	(275,252.05)	(351,256.24)		(1,271,906.76)

CITY OF OSCEOLA
BALANCE SHEET
AS OF: AUGUST 31ST, 2023

03 -STREET FUND

ACCOUNT #	ACCOUNT DESCRIPTION	BALANCE	
ASSETS			
=====			
03-106	FNBEA-STREET FUND(9910)	136.70	
03-115	BANCORP-STREET FUND(0449)	194,624.08	
03-130	DUE TO/FROM OTHER FUNDS	(98,025.67)	
03-133	DUE FROM SANITATION	<u>50,000.00</u>	
			<u>146,735.11</u>
TOTAL ASSETS			146,735.11
			=====
LIABILITIES			
=====			
EQUITY			
=====			
03-291	BEGINNING FUND BALANCE	<u>302,530.08</u>	
	TOTAL BEGINNING EQUITY	302,530.08	
TOTAL REVENUE		487,588.44	
TOTAL EXPENSES		<u>643,383.41</u>	
TOTAL REVENUE OVER/(UNDER) EXPENSES		(155,794.97)	
TOTAL EQUITY & REV. OVER/(UNDER) EXP.			<u>146,735.11</u>
TOTAL LIABILITIES, EQUITY & REV.OVER/(UNDER) EXP.			146,735.11
			=====

CITY OF OSCEOLA
REVENUE & EXPENSE REPORT (UNAUDITED)
AS OF: AUGUST 31ST, 2023

03 -STREET FUND
FINANCIAL SUMMARY

66.67% OF FISCAL YEAR

	CURRENT BUDGET	CURRENT PERIOD	YEAR TO DATE ACTUAL	% OF BUDGET	BUDGET BALANCE
<u>REVENUE SUMMARY</u>					
STREET DEPT	<u>695,040.00</u>	<u>47,968.10</u>	<u>487,588.44</u>	<u>70.15</u>	<u>207,451.56</u>
TOTAL REVENUES	<u>695,040.00</u>	<u>47,968.10</u>	<u>487,588.44</u>	<u>70.15</u>	<u>207,451.56</u>
	=====	=====	=====	=====	=====
<u>EXPENDITURE SUMMARY</u>					
STREET DEPT	<u>1,106,650.00</u>	<u>91,669.24</u>	<u>643,383.41</u>	<u>58.14</u>	<u>463,266.59</u>
TOTAL EXPENDITURES	<u>1,106,650.00</u>	<u>91,669.24</u>	<u>643,383.41</u>	<u>58.14</u>	<u>463,266.59</u>
	=====	=====	=====	=====	=====
REVENUES OVER/ (UNDER) EXPENDITURES	(411,610.00)	(43,701.14)	(155,794.97)		(255,815.03)

CITY OF OSCEOLA
REVENUE & EXPENSE REPORT (UNAUDITED)
AS OF: AUGUST 31ST, 2023

03 -STREET FUND

66.67% OF FISCAL YEAR

REVENUES	CURRENT BUDGET	CURRENT PERIOD	YEAR TO DATE ACTUAL	% OF BUDGET	BUDGET BALANCE
<hr/>					
STREET DEPT					
03-4-06-314 GENERAL REVENUE (STATE OF ARK)	600,000.00	0.00	0.00	0.00	600,000.00
03-4-06-322 DEBRIS REMOVAL	0.00	100.00	400.00	0.00 (400.00)
03-4-06-386 STREET REVENUE TURNBACK	0.00	47,844.50	392,011.35	0.00 (392,011.35)
03-4-06-390 INTEREST INCOME	40.00	23.60	160.26	400.65 (120.26)
03-4-06-395 MISCELLANEOUS	95,000.00	0.00	95,016.83	100.02 (16.83)
TOTAL STREET DEPT	695,040.00	47,968.10	487,588.44	70.15	207,451.56
<hr/>					
TOTAL REVENUES	695,040.00	47,968.10	487,588.44	70.15	207,451.56
	=====	=====	=====	=====	=====

CITY OF OSCEOLA
REVENUE & EXPENSE REPORT (UNAUDITED)
AS OF: AUGUST 31ST, 2023

03 -STREET FUND

66.67% OF FISCAL YEAR

DEPARTMENTAL EXPENDITURES	CURRENT BUDGET	CURRENT PERIOD	YEAR TO DATE ACTUAL	% OF BUDGET	BUDGET BALANCE
<u>STREET DEPT</u>					
03-5-06-441 WAGES-STREET EMPLOYEES	440,000.00	32,133.20	252,344.67	57.35	187,655.33
03-5-06-455 TEMP SERVICES WAGES	50,000.00	10,825.85	63,616.35	127.23 (13,616.35)
03-5-06-502 PAYROLL TAX	35,200.00	2,376.44	19,157.39	54.42	16,042.61
03-5-06-503 GROUP INSURANCE	40,000.00	5,991.82	19,248.91	48.12	20,751.09
03-5-06-504 PENSION EXPENSE	7,500.00	100.35	1,723.91	22.99	5,776.09
03-5-06-510 TRAVEL & TRAINING EXPENSE	1,000.00	510.00	710.00	71.00	290.00
03-5-06-515 SAFETY SUPPLIES	2,500.00	142.72	1,444.51	57.78	1,055.49
03-5-06-580 UNIFORM EXPENSE	3,200.00	1,234.95	9,364.53	292.64 (6,164.53)
03-5-06-601 MATERIALS AND SUPPLIES	20,000.00	1,792.18	12,711.09	63.56	7,288.91
03-5-06-610 TELEPHONE	7,000.00	330.04	2,547.69	36.40	4,452.31
03-5-06-619 BUILDING EXPENSE	10,000.00	324.17	6,860.62	68.61	3,139.38
03-5-06-620 UTILITIES	5,000.00	1,474.18	6,573.12	131.46 (1,573.12)
03-5-06-630 INSURANCE	30,000.00	0.00	14,211.22	47.37	15,788.78
03-5-06-640 DUES, MBRSHPS & SUBSCRIPTIONS	250.00	0.00	201.49	80.60	48.51
03-5-06-647 LICENSES	0.00	0.00	24.17	0.00 (24.17)
03-5-06-648 IMMUNIZATIONS & PHYSICALS	1,000.00	132.00	788.00	78.80	212.00
03-5-06-650 REPAIRS & MAINTENANCE - VEH &	60,000.00	183.24	37,597.96	62.66	22,402.04
03-5-06-651 OPERATING EXPENSES - VEHICLES	55,000.00	14,590.22	38,278.37	69.60	16,721.63
03-5-06-700 EQUIPMENT PURCHASES	56,000.00	0.00	0.00	0.00	56,000.00
03-5-06-750 ASPHALT	2,500.00	0.00	0.00	0.00	2,500.00
03-5-06-751 GRAVEL	1,000.00	0.00	385.00	38.50	615.00
03-5-06-752 CULVERTS & DRAINS, ETC.	1,500.00	0.00	0.00	0.00	1,500.00
03-5-06-753 STREET-REPAIR CONTRACT	200,000.00	210.00	102,701.99	51.35	97,298.01
03-5-06-755 STREET PAINTING	500.00	0.00	0.00	0.00	500.00
03-5-06-756 SIGNS	2,500.00	0.00	0.00	0.00	2,500.00
03-5-06-840 DUMPING-DISPOSAL	65,000.00	19,317.88	52,732.42	81.13	12,267.58
03-5-06-899 MISCELLANEOUS	10,000.00	0.00	160.00	1.60	9,840.00
TOTAL STREET DEPT	1,106,650.00	91,669.24	643,383.41	58.14	463,266.59
<hr/>					
TOTAL EXPENDITURES	1,106,650.00	91,669.24	643,383.41	58.14	463,266.59
<hr/>					
REVENUES OVER/(UNDER) EXPENDITURES	(411,610.00)	(43,701.14)	(155,794.97)		(255,815.03)

04 -SANITATION FUND

ACCOUNT #	ACCOUNT DESCRIPTION	BALANCE	
ASSETS			
=====			
04-106	FNBEA-SANITATION FUND(9929)	2,321.92	
04-107	FNBEA SANITATION	200.00	
04-115	BANCORP-SANITATION FUND(9951)	58,227.89	
04-130	DUE TO/FROM OTHER FUNDS	(20,380.06)	
04-185	TOOLS AND EQUIPMENT	2,310,661.79	
04-188	LAND PLANT SITE	47,257.70	
04-189	AUTO & TRUCKS	76,896.68	
04-193	WASTE TO ENERGY FACILITY	1,444,544.38	
04-194	RESERVE FOR DEPR WASTE FACILIT	(2,868,173.89)	
		<u>1,051,556.41</u>	
TOTAL ASSETS			1,051,556.41
			=====
LIABILITIES			
=====			
04-226	DUE TO STREET FUND	50,000.00	
04-263	N/P BCS COMML GARBAGE TRUCK	66,978.84	
04-267	N/P BCS KNUCKLEBOOM TRUCK	34,636.66	
04-269	N/P BCS COMML ROLL-OFF	30,072.93	
04-270	N/P BCS RESIDNTL GARBAGE TRUCK	<u>33,737.43</u>	
	TOTAL LIABILITIES		<u>215,425.86</u>
EQUITY			
=====			
04-290	RETAINED EARNINGS	<u>956,859.24</u>	
	TOTAL BEGINNING EQUITY	<u>956,859.24</u>	
TOTAL REVENUE		582,283.24	
TOTAL EXPENSES		<u>703,011.93</u>	
	TOTAL REVENUE OVER/(UNDER) EXPENSES	(120,728.69)	
TOTAL EQUITY & REV. OVER/(UNDER) EXP.		<u>836,130.55</u>	
TOTAL LIABILITIES, EQUITY & REV.OVER/(UNDER) EXP.			1,051,556.41
			=====

CITY OF OSCEOLA
REVENUE & EXPENSE REPORT (UNAUDITED)
AS OF: AUGUST 31ST, 2023

04 -SANITATION FUND
FINANCIAL SUMMARY

66.67% OF FISCAL YEAR

	CURRENT BUDGET	CURRENT PERIOD	YEAR TO DATE ACTUAL	% OF BUDGET	BUDGET BALANCE
<u>REVENUE SUMMARY</u>					
SANITATION	850,050.00	73,184.57	514,622.92	60.54	335,427.08
PEST CONTROL FUND	<u>108,000.00</u>	<u>9,768.00</u>	<u>67,660.32</u>	<u>62.65</u>	<u>40,339.68</u>
TOTAL REVENUES	<u>958,050.00</u>	<u>82,952.57</u>	<u>582,283.24</u>	<u>60.78</u>	<u>375,766.76</u>
<u>EXPENDITURE SUMMARY</u>					
SANITATION	986,000.00	75,772.49	647,883.78	65.71	338,116.22
COMPOSTING DEPT	1,500.00	0.00	0.00	0.00	1,500.00
PEST CONTROL FUND	<u>115,500.00</u>	<u>7,875.45</u>	<u>55,128.15</u>	<u>47.73</u>	<u>60,371.85</u>
TOTAL EXPENDITURES	<u>1,103,000.00</u>	<u>83,647.94</u>	<u>703,011.93</u>	<u>63.74</u>	<u>399,988.07</u>
REVENUES OVER/(UNDER) EXPENDITURES	(144,950.00)	(695.37)	(120,728.69)		(24,221.31)

CITY OF OSCEOLA
REVENUE & EXPENSE REPORT (UNAUDITED)
AS OF: AUGUST 31ST, 2023

04 -SANITATION FUND

66.67% OF FISCAL YEAR

REVENUES	CURRENT BUDGET	CURRENT PERIOD	YEAR TO DATE ACTUAL	% OF BUDGET	BUDGET BALANCE
<hr/>					
SANITATION					
04-4-07-300 SALES	850,000.00	72,737.88	513,150.90	60.37	336,849.10
04-4-07-322 DEBRIS REMOVAL	0.00	0.00	100.00	0.00 (100.00)
04-4-07-390 INTEREST INCOME	50.00	9.89	71.53	143.06 (21.53)
04-4-07-395 MISCELLANEOUS	0.00	436.80	1,300.49	0.00 (1,300.49)
TOTAL SANITATION	850,050.00	73,184.57	514,622.92	60.54	335,427.08
<hr/>					
COMPOSTING DEPT					
<hr/>					
PEST CONTROL FUND					
04-4-20-300 SALES	108,000.00	9,768.00	67,660.32	62.65	40,339.68
TOTAL PEST CONTROL FUND	108,000.00	9,768.00	67,660.32	62.65	40,339.68
<hr/>					
TOTAL REVENUES	958,050.00	82,952.57	582,283.24	60.78	375,766.76
	=====	=====	=====	=====	=====

04 -SANITATION FUND

66.67% OF FISCAL YEAR

DEPARTMENTAL EXPENDITURES	CURRENT BUDGET	CURRENT PERIOD	YEAR TO DATE ACTUAL	% OF BUDGET	BUDGET BALANCE
<u>SANITATION</u>					
04-5-07-451 WAGES-GARBAGE COLLECTIONS	300,000.00	21,554.31	199,639.12	66.55	100,360.88
04-5-07-455 TEMP SERVICE WAGES	45,000.00	7,403.90	35,982.73	79.96	9,017.27
04-5-07-502 PAYROLL TAX	24,000.00	1,591.54	15,824.41	65.94	8,175.59
04-5-07-503 GROUP INSURANCE	35,000.00	6,094.57	18,499.37	52.86	16,500.63
04-5-07-504 PENSION EXPENSE	10,500.00	874.90	7,440.15	70.86	3,059.85
04-5-07-510 TRAVEL & TRAINING EXPENSE	750.00	0.00	273.72	36.50	476.28
04-5-07-515 SAFETY SUPPLIES	5,000.00	560.75	721.15	14.42	4,278.85
04-5-07-580 UNIFORM EXPENSE	5,000.00	1,191.45	6,377.88	127.56 (1,377.88)
04-5-07-601 MATERIALS AND SUPPLIES	31,000.00	1,642.53	11,538.10	37.22	19,461.90
04-5-07-610 TELEPHONE	4,500.00	162.82	1,315.72	29.24	3,184.28
04-5-07-619 BUILDING EXPENSE	4,000.00	0.00	2,501.56	62.54	1,498.44
04-5-07-620 UTILITIES	2,500.00	560.24	1,120.48	44.82	1,379.52
04-5-07-630 INSURANCE	22,500.00	0.00	20,676.08	91.89	1,823.92
04-5-07-642 GARBAGE BAGS	20,000.00 (2,050.00) (10,320.00)	51.60-	30,320.00
04-5-07-647 LICENSES	1,000.00	0.00	0.00	0.00	1,000.00
04-5-07-648 IMMUNIZATIONS & PHYSICALS	250.00	0.00	50.00	20.00	200.00
04-5-07-650 REPAIRS & MAINTENANCE - VEH &	20,000.00 (111.21)	17,003.92	85.02	2,996.08
04-5-07-651 OPERATING EXPENSES - VEHICLES	45,000.00	11,500.42	37,567.01	83.48	7,432.99
04-5-07-764 DEPRECIATION EXPENSE	225,000.00	18,750.00	150,000.00	66.67	75,000.00
04-5-07-840 DUMPING-DISPOSAL	175,000.00	4,794.31	117,536.58	67.16	57,463.42
04-5-07-886 INTEREST EXPENSE	10,000.00	1,251.96	14,135.80	141.36 (4,135.80)
TOTAL SANITATION	986,000.00	75,772.49	647,883.78	65.71	338,116.22
<u>COMPOSTING DEPT</u>					
04-5-10-601 MATERIALS AND SUPPLIES	250.00	0.00	0.00	0.00	250.00
04-5-10-650 REPAIRS & MAINTENANCE - VEH &	1,000.00	0.00	0.00	0.00	1,000.00
04-5-10-651 OPERATING EXPENSES - VEHICLES	250.00	0.00	0.00	0.00	250.00
TOTAL COMPOSTING DEPT	1,500.00	0.00	0.00	0.00	1,500.00
<u>PEST CONTROL FUND</u>					
04-5-20-601 MATERIALS AND SUPPLIES	500.00	0.00	0.00	0.00	500.00
04-5-20-602 CHEMICALS AND SUPPLIES	115,000.00	7,875.45	55,128.15	47.94	59,871.85
TOTAL PEST CONTROL FUND	115,500.00	7,875.45	55,128.15	47.73	60,371.85
<hr/>					
TOTAL EXPENDITURES	1,103,000.00	83,647.94	703,011.93	63.74	399,988.07
<hr/>					
REVENUES OVER/ (UNDER) EXPENDITURES	(144,950.00) (695.37) (120,728.69)	(24,221.31)

FUND: SANITATION FUND

DEPARTMENT	VENDOR NAME	GL ACCOUNT	ACCOUNT DESCRIPTION	DESCRIPTION	AMOUNT
		5-07-886	INTEREST EXPENSE	CADENCE EQUIPEMENT FINANCE	560.80
	BOOM COUNTRY TIRE	5-07-651	OPERATING EXPENSES -	STREET&SAN #9178	418.75
		5-07-651	OPERATING EXPENSES -	STREET&SAN #9178	1,065.88
	EF FBO TEMPS PLUS, INC.	5-07-455	TEMP SERVICE WAGES	SANITATION	728.00
		5-07-455	TEMP SERVICE WAGES	SANITATION	492.80
		5-07-455	TEMP SERVICE WAGES	SANITATION	582.40
		5-07-455	TEMP SERVICE WAGES	SANITATION	554.40
		5-07-455	TEMP SERVICE WAGES	SANITATION	728.00
		5-07-455	TEMP SERVICE WAGES	SANITATION	616.00
		5-07-455	TEMP SERVICE WAGES	SANITATION	728.00
		5-07-455	TEMP SERVICE WAGES	SANITATION	562.10
		5-07-455	TEMP SERVICE WAGES	SANITATION	728.00
		5-07-455	TEMP SERVICE WAGES	SANITATION	492.80
			TOTAL:		32,049.86
PEST CONTROL FUND	VECTOR DISEASE CONTROL	5-20-602	CHEMICALS AND SUPPLI	MOSQ. CONTR.	7,875.45
			TOTAL:		7,875.45

05 -AIRPORT FUND

ACCOUNT #	ACCOUNT DESCRIPTION	BALANCE	
ASSETS			
=====			
05-101	REGIONS-AIRPORT OPERATING(680)	10,396.52	
05-105	BANCORP-AIRPORT GRANT(6248)	32,190.45	
05-130	DUE TO/FROM OTHER FUNDS	<u>6,905.97</u>	
			<u>49,492.94</u>
TOTAL ASSETS			49,492.94
			=====
LIABILITIES			
=====			
EQUITY			
=====			
05-291	BEGINNING FUND BALANCE	<u>52,219.67</u>	
	TOTAL BEGINNING EQUITY	<u>52,219.67</u>	
TOTAL REVENUE		10,951.35	
TOTAL EXPENSES		<u>13,678.08</u>	
TOTAL REVENUE OVER/(UNDER) EXPENSES		(<u>2,726.73</u>)	
TOTAL EQUITY & REV. OVER/(UNDER) EXP.			<u>49,492.94</u>
TOTAL LIABILITIES, EQUITY & REV.OVER/(UNDER) EXP.			49,492.94
			=====

CITY OF OSCEOLA
REVENUE & EXPENSE REPORT (UNAUDITED)
AS OF: AUGUST 31ST, 2023

05 -AIRPORT FUND
FINANCIAL SUMMARY

66.67% OF FISCAL YEAR

	CURRENT BUDGET	CURRENT PERIOD	YEAR TO DATE ACTUAL	% OF BUDGET	BUDGET BALANCE
<u>REVENUE SUMMARY</u>					
AIRPORT	<u>0.00</u>	<u>434.00</u>	<u>10,951.35</u>	<u>0.00</u>	<u>(10,951.35)</u>
TOTAL REVENUES	<u>0.00</u>	<u>434.00</u>	<u>10,951.35</u>	<u>0.00</u>	<u>(10,951.35)</u>
	=====	=====	=====	=====	=====
<u>EXPENDITURE SUMMARY</u>					
AIRPORT	<u>8,000.00</u>	<u>14.86</u>	<u>13,678.08</u>	<u>170.98</u>	<u>(5,678.08)</u>
TOTAL EXPENDITURES	<u>8,000.00</u>	<u>14.86</u>	<u>13,678.08</u>	<u>170.98</u>	<u>(5,678.08)</u>
	=====	=====	=====	=====	=====
REVENUES OVER/(UNDER) EXPENDITURES	(8,000.00)	419.14	(2,726.73)		(5,273.27)

CITY OF OSCEOLA
REVENUE & EXPENSE REPORT (UNAUDITED)
AS OF: AUGUST 31ST, 2023

05 -AIRPORT FUND

66.67% OF FISCAL YEAR

REVENUES	CURRENT BUDGET	CURRENT PERIOD	YEAR TO DATE ACTUAL	% OF BUDGET	BUDGET BALANCE
<hr/>					
AIRPORT					
05-4-09-390 INTEREST INCOME	0.00	4.10	38.71	0.00 (38.71)
05-4-09-391 RENTAL INCOME	0.00	0.00	7,000.00	0.00 (7,000.00)
05-4-09-395 MISCELLANEOUS	0.00	429.90	3,912.64	0.00 (3,912.64)
TOTAL AIRPORT	0.00	434.00	10,951.35	0.00 (10,951.35)
<hr/>					
TOTAL REVENUES	0.00	434.00	10,951.35	0.00 (10,951.35)
	=====	=====	=====	=====	=====

CITY OF OSCEOLA
REVENUE & EXPENSE REPORT (UNAUDITED)
AS OF: AUGUST 31ST, 2023

05 -AIRPORT FUND

66.67% OF FISCAL YEAR

DEPARTMENTAL EXPENDITURES	CURRENT BUDGET	CURRENT PERIOD	YEAR TO DATE ACTUAL	% OF BUDGET	BUDGET BALANCE
<hr/>					
AIRPORT					
05-5-09-601 MATERIALS AND SUPPLIES	0.00	0.00	13,584.05	0.00 (13,584.05)
05-5-09-619 BUILDING EXPENSE	7,500.00	0.00	0.00	0.00	7,500.00
05-5-09-620 UTILITIES	0.00	14.86	94.03	0.00 (94.03)
05-5-09-630 INSURANCE	500.00	0.00	0.00	0.00	500.00
TOTAL AIRPORT	8,000.00	14.86	13,678.08	170.98 (5,678.08)
<hr/>					
TOTAL EXPENDITURES	8,000.00	14.86	13,678.08	170.98 (5,678.08)
	=====	=====	=====	=====	=====
REVENUES OVER/ (UNDER) EXPENDITURES	(8,000.00)	419.14 (2,726.73)	(5,273.27)

FUND: FIREMEN'S PENSION FU

DEPARTMENT	VENDOR NAME	GL ACCOUNT	ACCOUNT DESCRIPTION	DESCRIPTION	AMOUNT
NON-DEPARTMENTAL	CITY GENERAL FUND	207	GROUP INSURANCE W/H	HEALTH INSURANCE FIRE PENS	19.40
		207	GROUP INSURANCE W/H	HEART STROKE FIRE PENSION	100.44
		207	GROUP INSURANCE W/H	LIFE INSURANCE-FIRE PENSIO	18.96
		207	GROUP INSURANCE W/H	DENTAL FIRE PENSION	164.18
		207	GROUP INSURANCE W/H	VISION FIRE PENSION	45.16
	EFTPS	202	FEDERAL W/H PAYABLE	FEDERAL W/H	1,692.00
				TOTAL:	2,040.14

```

===== FUND TOTALS =====
01  OSCEOLA LIGHT & POWER      2,227,395.37
02  CITY GENERAL FUND          671,407.47
03  STREET FUND                 52,338.04
04  SANITATION FUND            51,579.02
07  FIREMEN'S PENSION FUND      2,040.14
-----
                                GRAND TOTAL:    3,004,760.04
-----

```

TOTAL PAGES: 20

SELECTION CRITERIA

SELECTION OPTIONS

VENDOR SET: 01-City of Osceola
VENDOR: All
CLASSIFICATION: All
BANK CODE: All
ITEM DATE: 8/01/2023 THRU 8/31/2023
ITEM AMOUNT: 99,999,999.00CR THRU 99,999,999.00
GL POST DATE: 0/00/0000 THRU 99/99/9999
CHECK DATE: 0/00/0000 THRU 99/99/9999

PAYROLL SELECTION

PAYROLL EXPENSES: NO
EXPENSE TYPE: N/A
CHECK DATE: 0/00/0000 THRU 99/99/9999

PRINT OPTIONS

PRINT DATE: None
SEQUENCE: By Department
DESCRIPTION: Distribution
GL ACCTS: YES
REPORT TITLE: C O U N C I L R E P O R T
SIGNATURE LINES: 0

PACKET OPTIONS

INCLUDE REFUNDS: YES
INCLUDE OPEN ITEM:NO

FUND: OSCEOLA LIGHT & POWE

DEPARTMENT	VENDOR NAME	GL ACCOUNT	ACCOUNT DESCRIPTION	DESCRIPTION	AMOUNT
NON-DEPARTMENTAL	ACSC	214	GARNISHMENTS PAYABLE	CS# 087919999/066481613	488.00
		214	GARNISHMENTS PAYABLE	CS# 087919999/066481613	488.00
		214	GARNISHMENTS PAYABLE	CS# 568899437	360.00
		214	GARNISHMENTS PAYABLE	CS# 568899437	360.00
		214	GARNISHMENTS PAYABLE	CS#022394788	180.00
	SEMINOLE CONTRACTING CO	183	WATER PLANT	SEMINOLE CONTRACTING CO	1,275.00
	OMLP	115	BANCORP-OMLP GENERAL	OMLP	100,000.00
	DEPT OF FINANCE	204	ARKANSAS W/H PAYABLE	STATE W/H	1,756.35
		204	ARKANSAS W/H PAYABLE	STATE W/H	1,825.37
		204	ARKANSAS W/H PAYABLE	STATE W/H	9.93
	CITY GENERAL FUND	115	BANCORP-OMLP GENERAL	CITY GENERAL FUND	150,000.00
	OMLP PAYROLL	116	BANCORP-OMLP PAYROLL	OMLP PY BCS 08/10/2023	8,523.03
		116	BANCORP-OMLP PAYROLL	OMLP PY REG DD 08/10/2023	38,479.48
		116	BANCORP-OMLP PAYROLL	OMLP PY CADENCE 08/24/23	6,573.06
		116	BANCORP-OMLP PAYROLL	OMLP PY REG DD 08/24/23	39,062.76
		116	BANCORP-OMLP PAYROLL	STALLINGS REIM PY BCS 8/31	563.46
	MISCELLANEOUS V HOLLIS, JR,	216	REFUNDS PAYABLE	05-11600-00	293.31
		216	REFUNDS PAYABLE	19-09000-03	60.13
		216	REFUNDS PAYABLE	24-34400-09	116.46
		216	REFUNDS PAYABLE	03-14900-09	68.69
		216	REFUNDS PAYABLE	15-07800-01	1.26
		216	REFUNDS PAYABLE	17-20700-02	71.85
		216	REFUNDS PAYABLE	24-29500-12	117.75
	SHELBY ELECTRIC CO	181	ELECTRIC POWER PLANT	ELEC	706.48
	TECHLINE LTD	181	ELECTRIC POWER PLANT	ELEC	75,735.00
		181	ELECTRIC POWER PLANT	ELEC	658.91
		181	ELECTRIC POWER PLANT	ELEC	2,500.31
		181	ELECTRIC POWER PLANT	ELEC	8,520.44
		181	ELECTRIC POWER PLANT	ELEC	1,435.51
	MJMEUC	210	PURCHASE POWER PAYAB	INV#22640	671,247.81
	LAYNE CHRISTENSEN CO	183	WATER PLANT	INVOICE# 2507650	77,460.61
	EFTPS	202	FEDERAL W/H PAYABLE	FEDERAL W/H	4,854.92
		202	FEDERAL W/H PAYABLE	FEDERAL W/H	5,057.06
		202	FEDERAL W/H PAYABLE	FEDERAL W/H	53.81
		203	SOC SECURITY W/H PAY	FICA W/H	3,836.63
		203	SOC SECURITY W/H PAY	FICA W/H	3,743.82
		203	SOC SECURITY W/H PAY	FICA W/H	42.11
		203	SOC SECURITY W/H PAY	MEDICARE W/H	897.28
		203	SOC SECURITY W/H PAY	MEDICARE W/H	875.58
		203	SOC SECURITY W/H PAY	MEDICARE W/H	9.85
	MISSISSIPPI COUNTY ELECTRIC	210	PURCHASE POWER PAYAB	MISSISSIPPI COUNTY ELECTRI	800,567.83
	ACLARA TECHNOLOGIES	183	WATER PLANT	INVOICE# 23102403 RI	23,771.00
		181	ELECTRIC POWER PLANT	ELEC -CUST#308675	62,536.00
	AV WATER TECHNOLOGIES, LLC	183	WATER PLANT	WATER	10,968.37
	BREWER APPRAISAL SERVICE	143	2018 BOND PROJECT FU	BREWER APPRAISAL SERVICE	2,000.00
TOTAL:					2,108,153.22
ELECTRIC DEPT	CAPITAL ONE	5-12-601	MATERIALS AND SUPPLI	ELEC	230.12
		5-12-601	MATERIALS AND SUPPLI	ELEC	757.77
		5-12-601	MATERIALS AND SUPPLI	ELEC	479.65
	HILL MANUFACTURING	5-12-601	MATERIALS AND SUPPLI	ELEC	317.15
	BUGMOBILE OF AR INC	5-12-619	BUILDING EXPENSE	ELEC	29.70
		5-12-619	BUILDING EXPENSE	ELEC WAREHOUSE	52.80
	ALTEC IND INC	5-12-650	REPAIRS & MAINTENANC	ELEC	1,304.54

FUND: OSCEOLA LIGHT & POWE

DEPARTMENT	VENDOR NAME	GL ACCOUNT	ACCOUNT DESCRIPTION	DESCRIPTION	AMOUNT
		5-12-650	REPAIRS & MAINTENANC	ELEC	204.11
	FOUNTAIN PLUMBING	5-12-601	MATERIALS AND SUPPLI	ELEC	36.58
		5-12-601	MATERIALS AND SUPPLI	ELEC	45.83
	KENNEMORE HOME	5-12-601	MATERIALS AND SUPPLI	ELEC	44.47
		5-12-601	MATERIALS AND SUPPLI	ELEC	68.10
		5-12-601	MATERIALS AND SUPPLI	ELEC	21.95
		5-12-601	MATERIALS AND SUPPLI	ELEC	16.48
		5-12-601	MATERIALS AND SUPPLI	ELEC	4.95
	REGULATORY COMPLIANCE SERVIC	5-12-860	CONSULTING SERVICES	ELEC	395.00
	NEXAIR LLC	5-12-601	MATERIALS AND SUPPLI	ELE	44.12
		5-12-601	MATERIALS AND SUPPLI	ELE	542.91
	LEGAL SHIELD	5-12-503	GROUP INSURANCE	ELEC	25.90
	NEA BAPTIST CLINIC C/O OCC M	5-12-648	IMMUNIZATIONS & PHYS	ELEC	45.00
	CLAYTONS BODY SHOP	5-12-650	REPAIRS & MAINTENANC	ELEC-2015 RAM PICKUP	2,824.25
	AMERICAN HERITAGE LIFE	5-12-503	GROUP INSURANCE	ELECTRIC	270.68
		5-12-503	GROUP INSURANCE	ELEC	30.12
	TIFCO INDUSTRIES	5-12-601	MATERIALS AND SUPPLI	ELEC	275.81
	CITIZENS FIDELITY INS	5-12-503	GROUP INSURANCE	OMLP	42.73
		5-12-503	GROUP INSURANCE	OMLP	42.73
	RITTER COMMUNICATIONS	5-12-620	UTILITIES	ELEC	203.98
	METLIFE GROUP BENEFITS	5-12-503	GROUP INSURANCE	ELEC	147.85
	O'REILLY AUTO STORES INC	5-12-650	REPAIRS & MAINTENANC	ELEC	107.70
		5-12-650	REPAIRS & MAINTENANC	ELEC	291.76
		5-12-650	REPAIRS & MAINTENANC	ELEC	9.37
		5-12-650	REPAIRS & MAINTENANC	ELEC	54.99
		5-12-650	REPAIRS & MAINTENANC	ELEC	29.68
		5-12-650	REPAIRS & MAINTENANC	ELEC	109.74
		5-12-650	REPAIRS & MAINTENANC	ELEC	247.72
	DELTA DENTAL	5-12-503	GROUP INSURANCE	ELECTRIC	612.98
	SOUTHERN TIRE MART LLC	5-12-650	REPAIRS & MAINTENANC	ELEC	554.04
	VERIZON WIRELESS	5-12-610	TELEPHONE	ELEC	658.92
	DELTA VISION	5-12-503	GROUP INSURANCE	ELECTRIC	101.02
	EFTPS	5-12-502	PAYROLL TAX	FICA W/H	1,670.97
		5-12-502	PAYROLL TAX	FICA W/H	1,562.32
		5-12-502	PAYROLL TAX	FICA W/H	42.11
		5-12-502	PAYROLL TAX	MEDICARE W/H	390.79
		5-12-502	PAYROLL TAX	MEDICARE W/H	365.39
		5-12-502	PAYROLL TAX	MEDICARE W/H	9.85
	AT#T	5-12-620	UTILITIES	ADMIN	320.58
	WHOLESALE ELECTRIC SUPPLY	5-12-650	REPAIRS & MAINTENANC	WHOLESALE ELECTRIC SUPPLY	40.27
	WEX FLEET UNIVERSAL	5-12-651	OPERATING EXPENSES -	ELEC	2,120.95
	BLACK HILLS ENERGY	5-12-620	UTILITIES	ELECTRIC # 3160 9353 97	40.09
		5-12-620	UTILITIES	ELECTRIC # 3160 6055 42	40.09
	MUNICIPAL HEALTH BENEFIT FUN	5-12-503	GROUP INSURANCE	ELECTRIC	6,697.50
	CINTAS UNIFORM CORP 206	5-12-619	BUILDING EXPENSE	OMLP - PAYER# 15946614	456.75
	ARAMARK	5-12-515	SAFETY SUPPLIES	ELECTRIC - ACCT# 860068287	142.72
	MICHAEL W. GODSEY	5-12-619	BUILDING EXPENSE	ELEC	648.67
		5-12-619	BUILDING EXPENSE	ELEC	315.70
	ARAMARK- DIRECT SALES	5-12-580	UNIFORM EXPENSE	ELEC	310.00
	VERIZON NETWORK FLEET, INC.(5-12-651	OPERATING EXPENSES -	ELEC	178.09
	AT&T MOBILITY	5-12-610	TELEPHONE	ELEC	162.82
	PARMAN ENERGY GROUP	5-12-651	OPERATING EXPENSES -	ELECTRIC	582.72
		5-12-651	OPERATING EXPENSES -	ELECTRIC	329.78
		5-12-651	OPERATING EXPENSES -	ELECTRIC	481.30

FUND: OSCEOLA LIGHT & POWE

DEPARTMENT	VENDOR NAME	GL ACCOUNT	ACCOUNT DESCRIPTION	DESCRIPTION	AMOUNT
		5-12-651	OPERATING EXPENSES -	ELECTRIC	564.00
		5-12-651	OPERATING EXPENSES -	ELECTRIC	358.68
		5-12-651	OPERATING EXPENSES -	ELECTRIC	501.87
		5-12-651	OPERATING EXPENSES -	ELEC	302.20
		5-12-651	OPERATING EXPENSES -	ELEC	509.94
		5-12-651	OPERATING EXPENSES -	ELECTRIC	503.82
		5-12-651	OPERATING EXPENSES -	ELECTRIC	380.78
	BOOM COUNTRY TIRE	5-12-650	REPAIRS & MAINTENANC	TO REPLACE CK#024510	468.63
		5-12-650	REPAIRS & MAINTENANC	ELEC	428.26
		5-12-650	REPAIRS & MAINTENANC	ELEC	478.53
		5-12-650	REPAIRS & MAINTENANC	ELEC	745.92
	EF FBO TEMPS PLUS, INC.	5-12-455	TEMP SERVICE WAGES	ELECTRIC	812.00
		5-12-455	TEMP SERVICE WAGES	ELECTRIC	121.80
		5-12-455	TEMP SERVICE WAGES	ELECTRIC	649.60
		5-12-455	TEMP SERVICE WAGES	ELECTRIC	812.00
		5-12-455	TEMP SERVICE WAGES	ELECTRIC	812.00
		5-12-455	TEMP SERVICE WAGES	ELECTRIC	812.00
			TOTAL:		37,454.69
WATER DEPT	CAPITAL ONE	5-13-601	MATERIALS AND SUPPLI	WATER	270.01
	HILL MANUFACTURING	5-13-601	MATERIALS AND SUPPLI	REPLACE CHECK#024492	383.35
	FOUNTAIN PLUMBING	5-13-602	CHEMICALS AND SUPPLI	WATER	37.02
	KENNEMORE HOME	5-13-601	MATERIALS AND SUPPLI	WATER	208.99
		5-13-601	MATERIALS AND SUPPLI	WATER	34.07
		5-13-601	MATERIALS AND SUPPLI	WATER	43.98
	ELECTRICAL & INDUSTRIAL SUPP	5-13-602	CHEMICALS AND SUPPLI	WATER - INV# 0743-1032483	1,235.60
		5-13-602	CHEMICALS AND SUPPLI	WATER - INV# 0743-1033233	102.23
	LEGAL SHIELD	5-13-503	GROUP INSURANCE	WATER	16.95
	NEA BAPTIST CLINIC C/O OCC M	5-13-648	IMMUNIZATIONS & PHYS	WATER	25.00
	AMERICAN HERITAGE LIFE	5-13-503	GROUP INSURANCE	WATER	32.32
	RITTER COMMUNICATIONS	5-13-620	UTILITIES	WATER	329.96
		5-13-620	UTILITIES	WATER	329.96
	O'REILLY AUTO STORES INC	5-13-601	MATERIALS AND SUPPLI	SAN	38.48
		5-13-650	REPAIRS & MAINTENANC	TRANSACTION# 1183330206	200.10
		5-13-650	REPAIRS & MAINTENANC	TRANSACTION# 1183330210	11.00-
		5-13-601	MATERIALS AND SUPPLI	TRANSACTION# 1183330234	19.76
		5-13-650	REPAIRS & MAINTENANC	TRANSACTION# 1183330588	91.38-
	DELTA DENTAL	5-13-503	GROUP INSURANCE	WATER	86.84
	RAILROAD MANAGEMENT CO	5-13-647	LICENSES	DRIVER GRIDER INV#486901	344.67
		5-13-647	LICENSES	RAILROAD MANAGEMENT CO	344.67
	UTILITY SERVICE CO INC	5-13-683	PUMP AND TANK REPAIR	WATER	1,080.44
	VERIZON WIRELESS	5-13-610	TELEPHONE	WATER	200.42
	DELTA VISION	5-13-503	GROUP INSURANCE	WATER	5.86
	EFTPS	5-13-502	PAYROLL TAX	FICA W/H	689.45
		5-13-502	PAYROLL TAX	FICA W/H	695.49
		5-13-502	PAYROLL TAX	MEDICARE W/H	161.25
		5-13-502	PAYROLL TAX	MEDICARE W/H	162.66
	TRI STATE INDUSTRIAL SUPPLY	5-13-601	MATERIALS AND SUPPLI	WATER	43.71
	BLACK HILLS ENERGY	5-13-620	UTILITIES	WATER # 2405 1118 13	29.47
	MUNICIPAL HEALTH BENEFIT FUN	5-13-503	GROUP INSURANCE	WATER	2,377.50
	CORE & MAIN	5-13-601	MATERIALS AND SUPPLI	WATER	140.80
		5-13-601	MATERIALS AND SUPPLI	WATER	341.00
		5-13-601	MATERIALS AND SUPPLI	WATER	2,933.48
	CINTAS UNIFORM CORP 206	5-13-580	UNIFORM EXPENSE	WATER - ACCT# 15946590	1,088.30

FUND: OSCEOLA LIGHT & POWE

DEPARTMENT	VENDOR NAME	GL ACCOUNT	ACCOUNT DESCRIPTION	DESCRIPTION	AMOUNT
	ARAMARK	5-13-515	SAFETY SUPPLIES	WATER - ACCT# 860068289	71.36
	VERIZON NETWORK FLEET, INC.(5-13-651	OPERATING EXPENSES -	WATER	145.71
	BRENNTAG MID-SOUTH, INC.	5-13-602	CHEMICALS AND SUPPLI	WATER	4,995.54
	AT&T MOBILITY	5-13-610	TELEPHONE	WATER	162.81
	BOB'S AUTO CENTER, LLC	5-13-650	REPAIRS & MAINTENANC	WATER	272.25
	FLOW TECHNOLOGIES	5-13-640	DUES, MBRSHPS & SUBS	WATER	345.20
	MOBLEY CONCRETE	5-13-601	MATERIALS AND SUPPLI	WATER	1,458.60
	EF FBO TEMPS PLUS, INC.	5-13-455	TEMP SERVICE WAGES	WATER	784.00
		5-13-455	TEMP SERVICE WAGES	WATER	784.00
		5-13-455	TEMP SERVICE WAGES	WATER	784.00
		5-13-455	TEMP SERVICE WAGES	WATER	627.20
		5-13-455	TEMP SERVICE WAGES	WATER	784.00
			TOTAL:		25,146.08
SEWER DEPT	BUGMOBILE OF AR INC	5-14-601	MATERIALS AND SUPPLI	SEWER	83.60
	NORTHERN SAFETY CO INC	5-14-601	MATERIALS AND SUPPLI	SEWER	694.51
		5-14-601	MATERIALS AND SUPPLI	SEWER	74.89
	MID SOUTH SALES	5-14-650	REPAIRS & MAINTENANC	SEWER	930.77
	FOUNTAIN PLUMBING	5-14-601	MATERIALS AND SUPPLI	SEWER	6.55
	KENNEMORE HOME	5-14-683	PUMP AND TANK REPAIR	SEWER	181.17
		5-14-601	MATERIALS AND SUPPLI	SEWER	38.15
		5-14-601	MATERIALS AND SUPPLI	SEWER	34.52
	LEGAL SHIELD	5-14-503	GROUP INSURANCE	SEWER	69.80
	AMERICAN HERITAGE LIFE	5-14-503	GROUP INSURANCE	SEWER	29.84
		5-14-503	GROUP INSURANCE	SEWER	303.72
	ADEQ	5-14-647	LICENSES	WW-LICENSE	200.00
		5-14-647	LICENSES	WW-LICENSE	7,225.00
	JOHN DEERE FINANCIAL	5-14-601	MATERIALS AND SUPPLI	SEWER	254.82
	O'REILLY AUTO STORES INC	5-14-650	REPAIRS & MAINTENANC	TRANSACTION# 1183330823	17.48
		5-14-601	MATERIALS AND SUPPLI	TRANSACTION# 118333488	34.17
		5-14-601	MATERIALS AND SUPPLI	TRANSACTION# 118333746	34.17-
	DELTA DENTAL	5-14-503	GROUP INSURANCE	SEWER	193.13
	DELTA VISION	5-14-503	GROUP INSURANCE	SEWER	42.16
	ENTERGY	5-14-620	UTILITIES	SEWER	143.88
		5-14-620	UTILITIES	SEWER	42.51
		5-14-620	UTILITIES	SEWER	42.92
		5-14-620	UTILITIES	SEWER	170.61
	POWERPLAN	5-14-650	REPAIRS & MAINTENANC	SEWER	806.59
	EFTPS	5-14-502	PAYROLL TAX	FICA W/H	587.94
		5-14-502	PAYROLL TAX	FICA W/H	602.54
		5-14-502	PAYROLL TAX	MEDICARE W/H	137.50
		5-14-502	PAYROLL TAX	MEDICARE W/H	140.91
	JOE HARRIS JR.,TRUCKING INC.	5-14-601	MATERIALS AND SUPPLI	WATER	715.00
	WHOLESALE ELECTRIC SUPPLY	5-14-683	PUMP AND TANK REPAIR	WATER	79.56
	MISSISSIPPI COUNTY ELECTRIC	5-14-620	UTILITIES	SEWER	85.30
	BLACK HILLS ENERGY	5-14-620	UTILITIES	SEWER # 4671 3918 70	40.09
		5-14-620	UTILITIES	SEWER # 2995 5000 39	77.90
	MUNICIPAL HEALTH BENEFIT FUN	5-14-503	GROUP INSURANCE	SEWER	1,612.50
	OST, LLC.	5-14-648	IMMUNIZATIONS & PHYS	W/W	32.00
	PARMAN ENERGY GROUP	5-14-651	OPERATING EXPENSES -	WATER	728.40
		5-14-651	OPERATING EXPENSES -	WATER	601.62
		5-14-651	OPERATING EXPENSES -	WATER	627.33
		5-14-651	OPERATING EXPENSES -	WATER	377.76
		5-14-651	OPERATING EXPENSES -	WATER	629.78

FUND: OSCEOLA LIGHT & POWE

DEPARTMENT	VENDOR NAME	GL ACCOUNT	ACCOUNT DESCRIPTION	DESCRIPTION	AMOUNT
	MID-AMERICAN RESEARCH CHEMIC	5-14-601	MATERIALS AND SUPPLI	SEWER	1,378.14
	BOOM COUNTRY TIRE	5-14-650	REPAIRS & MAINTENANC	SEWER	2,261.36
	EF FBO TEMPS PLUS, INC.	5-14-455	TEMP SERVICE WAGES	SEWER	784.00
		5-14-455	TEMP SERVICE WAGES	SEWER	744.80
		5-14-455	TEMP SERVICE WAGES	SEWER	627.20
		5-14-455	TEMP SERVICE WAGES	SEWER	571.20
		5-14-455	TEMP SERVICE WAGES	SEWER	784.00
		5-14-455	TEMP SERVICE WAGES	SEWER	952.00
		5-14-455	TEMP SERVICE WAGES	SEWER	784.00
			TOTAL:		27,549.45
ADMINISTRATION	CAPITAL ONE	5-15-601	MATERIALS AND SUPPLI	ADMN	563.37
		5-15-601	MATERIALS AND SUPPLI	ADMIN	258.63
		5-15-601	MATERIALS AND SUPPLI	ADMIN	49.30
		5-15-601	MATERIALS AND SUPPLI	ADMIN	28.65
	BUGMOBILE OF AR INC	5-15-619	BUILDING EXPENSE	CITY HALL/DR.THRU#10786	52.80
	QUILL CORP	5-15-601	MATERIALS AND SUPPLI	ACCOUNT# 3320309	492.29
		5-15-601	MATERIALS AND SUPPLI	ACCOUNT# 3320309	41.79
		5-15-601	MATERIALS AND SUPPLI	INVOICE# 33861059	470.37
		5-15-601	MATERIALS AND SUPPLI	ADMIN	462.96
		5-15-601	MATERIALS AND SUPPLI	ADMIN	18.80
		5-15-601	MATERIALS AND SUPPLI	INVOICE# 34037026	35.19
		5-15-601	MATERIALS AND SUPPLI	INVOICE# 34047164	211.24
	MID SOUTH FLORIST	5-15-601	MATERIALS AND SUPPLI	CITY HALL	313.50
	UNITED PARCEL SERVICE	5-15-606	POSTAGE	UNITED PARCEL SERVICE	163.98
	ARKANSAS MUNICIPAL POWER ASS	5-15-860	CONSULTING SERVICES	AMPA MONTHLY LEGAL - AUGUS	891.37
	THOMAS SPEIGHT & NOBLE	5-15-860	CONSULTING SERVICES	THOMAS SPEIGHT & NOBLE	8,940.00
	LEGAL SHIELD	5-15-503	GROUP INSURANCE	ADMIN-OMLP	33.90
	U.S. POSTAL SERVICE	5-15-606	POSTAGE	POSTAGE	1,550.00
	AMERICAN HERITAGE LIFE	5-15-503	GROUP INSURANCE	ADMIN-OMLP	19.92
		5-15-503	GROUP INSURANCE	ADMIN-OMLP	47.64
	CITIZENS FIDELITY INS	5-15-503	GROUP INSURANCE	ADMIN	9.62
		5-15-503	GROUP INSURANCE	ADMIN	9.62
	METLIFE GROUP BENEFITS	5-15-503	GROUP INSURANCE	ADMIN-OMLP	128.07
	DELTA DENTAL	5-15-503	GROUP INSURANCE	ADMIN-OMLP	273.72
	NORTH AMERICAN ELECTRIC RC	5-15-860	CONSULTING SERVICES	ADMIN	1,338.98
	QUADIENT FINANCE USA, INC	5-15-606	POSTAGE	ADMIN	2,000.00
	ARKANSAS ONE-CALL SYSTEM INC	5-15-610	TELEPHONE	ELEC	113.33
	VERIZON WIRELESS	5-15-610	TELEPHONE	CITY-ADMIN	138.08
	DELTA VISION	5-15-503	GROUP INSURANCE	ADMIN-OMLP	59.44
	EFTPS	5-15-502	PAYROLL TAX	FICA W/H	888.27
		5-15-502	PAYROLL TAX	FICA W/H	883.47
		5-15-502	PAYROLL TAX	MEDICARE W/H	207.74
		5-15-502	PAYROLL TAX	MEDICARE W/H	206.62
	OSCEOLA PRINTING & OFFICE SU	5-15-601	MATERIALS AND SUPPLI	ADMIN	341.00
	MUNICIPAL HEALTH BENEFIT FUN	5-15-503	GROUP INSURANCE	ADMIN-OMLP	2,760.00
	OST, LLC.	5-15-648	IMMUNIZATIONS & PHYS	LIGHT OFFICE	32.00
		5-15-648	IMMUNIZATIONS & PHYS	LIGHT OFFICE	32.00
	CINTAS UNIFORM CORP 206	5-15-619	BUILDING EXPENSE	CITY HALL - PAYER# 1594658	996.87
	ARAMARK	5-15-515	SAFETY SUPPLIES	CITY HALL - ACCT# 86006828	71.36
	AT&T MOBILITY	5-15-610	TELEPHONE	ADMIN-OMLP	162.82
	AT&T	5-15-610	TELEPHONE	AT&T	470.12
	ALLY IT	5-15-640	DUES, MBRSHPS & SUBS	INVOICE # 28816	2,761.00
	EF FBO TEMPS PLUS, INC.	5-15-455	TEMP SERVICE WAGES	ADMIN	192.50

FUND: OSCEOLA LIGHT & POWE

DEPARTMENT	VENDOR NAME	GL ACCOUNT	ACCOUNT DESCRIPTION	DESCRIPTION	AMOUNT
		5-15-455	TEMP SERVICE WAGES	ADMIN	192.50
		5-15-455	TEMP SERVICE WAGES	ADMIN	177.10
				TOTAL:	<u>29,091.93</u>

FUND: CITY GENERAL FUND

DEPARTMENT	VENDOR NAME	GL ACCOUNT	ACCOUNT DESCRIPTION	DESCRIPTION	AMOUNT
NON-DEPARTMENTAL	ACSC	214	GARNISHMENTS PAYABLE	REMIT ID# 677485056/ 72900	206.89
		214	GARNISHMENTS PAYABLE	REMIT ID# 677485056/ 72900	206.89
		214	GARNISHMENTS PAYABLE	CASE ID# 885934568	210.00
		214	GARNISHMENTS PAYABLE	CASE ID# 885934568	210.00
		214	GARNISHMENTS PAYABLE	CS# 753128700 C NEWELL	232.00
		214	GARNISHMENTS PAYABLE	CS# 753128700 C NEWELL	232.00
		214	GARNISHMENTS PAYABLE	CASE# 418593212 J. RINEY	210.00
		214	GARNISHMENTS PAYABLE	CASE# 418593212 J. RINEY	210.00
		214	GARNISHMENTS PAYABLE	CS#893240601/ 638974059	434.00
		214	GARNISHMENTS PAYABLE	CS#893240601/ 638974059	434.00
		214	GARNISHMENTS PAYABLE	K.KEY CASE#751055322	120.00
		214	GARNISHMENTS PAYABLE	K.KEY CASE#751055322	120.00
		214	GARNISHMENTS PAYABLE	CS# 594189372	53.08
		214	GARNISHMENTS PAYABLE	CS# 594189372	53.08
		214	GARNISHMENTS PAYABLE	CS# 908264349 C MILLER	216.00
		214	GARNISHMENTS PAYABLE	CS# 908264349 C MILLER	216.00
		214	GARNISHMENTS PAYABLE	CS#567154685	150.00
		214	GARNISHMENTS PAYABLE	CS#567154685	150.00
		214	GARNISHMENTS PAYABLE	CS#783622107	222.00
		214	GARNISHMENTS PAYABLE	CS#783622107	222.00
		214	GARNISHMENTS PAYABLE	CASE#058477764 K.KEY	100.00
		214	GARNISHMENTS PAYABLE	CASE#058477764 K.KEY	100.00
		214	GARNISHMENTS PAYABLE	REMIT ID: 653442169	392.68
		214	GARNISHMENTS PAYABLE	REMIT ID: 653442169	392.68
	OSCEOLA FIRE DEPT	222	FIREMEN'S FUND	FIREMAN FUND	157.55
		222	FIREMEN'S FUND	FIREMAN FUND	351.71
	DEPT OF FINANCE	204	ARKANSAS W/H PAYABLE	STATE W/H	750.00
		204	ARKANSAS W/H PAYABLE	STATE W/H	4,661.79
		204	ARKANSAS W/H PAYABLE	STATE W/H	256.01
		204	ARKANSAS W/H PAYABLE	STATE W/H	5,112.39
	CITY PAYROLL	116	BANCORP-CITY GEN PAY	OPD STIPENED PY BCS 08/02/	11,602.50
		116	BANCORP-CITY GEN PAY	CITY PY BCS 08/10/2023	15,770.50
		116	BANCORP-CITY GEN PAY	CITY PY REG DD 08/10/2023	98,852.16
		116	BANCORP-CITY GEN PAY	ELECTED OFF PY BCS 08/25/2	1,830.50
		116	BANCORP-CITY GEN PAY	ELECTED OFF PY REG DD 08/2	6,911.97
		115	BANCORP-CITY GENERAL	CITY RETIREE PY REG DD 8/2	2,027.82
		116	BANCORP-CITY GEN PAY	CITY PY CADENCE 08/24/23	15,193.04
		116	BANCORP-CITY GEN PAY	CITY PY REG DD 08/24/23	106,896.98
	EFTPS	202	FEDERAL W/H PAYABLE	FEDERAL W/H	1,500.00
		202	FEDERAL W/H PAYABLE	FEDERAL W/H	11,799.52
		202	FEDERAL W/H PAYABLE	FEDERAL W/H	1,264.01
		202	FEDERAL W/H PAYABLE	FEDERAL W/H	13,602.43
		203	SOC SECURITY W/H PAY	FICA W/H	930.00
		203	SOC SECURITY W/H PAY	FICA W/H	7,134.50
		203	SOC SECURITY W/H PAY	FICA W/H	691.11
		203	SOC SECURITY W/H PAY	FICA W/H	7,368.28
		203	SOC SECURITY W/H PAY	MEDICARE W/H	217.50
		203	SOC SECURITY W/H PAY	MEDICARE W/H	2,178.35
		203	SOC SECURITY W/H PAY	MEDICARE W/H	161.63
		203	SOC SECURITY W/H PAY	MEDICARE W/H	2,335.24
	TENNESSEE CHILD SUPPORT (STA	214	GARNISHMENTS PAYABLE	CASE: 002310128 DOCKET: FF	149.53
		214	GARNISHMENTS PAYABLE	CASE: 002310128 DOCKET: FF	149.53
TOTAL:				324,949.85	

August 2023	Current Month			Year to Date			Annual	Elapsed
	Budget	Actual	Var (+) (-)	Budget	Actual	Var (+) (-)	Budget	
Revenue:								
01 - Osceola Light & Power	1,415,154	1,789,796	374,642	11,321,233	11,310,007	(11,227)	16,981,850	67%
02 - City General Fund	758,155	358,288	(399,867)	6,065,242	4,453,865	(1,611,377)	9,097,863	49%
03 - Street Fund	57,920	47,969	(9,951)	463,360	487,589	24,229	695,040	70%
04 - Sanitation Fund	79,838	82,953	3,116	638,700	582,283	(56,417)	958,050	61%
Total Funds	2,311,067	2,279,007	(32,060)	18,488,535	16,833,743	(1,654,792)	27,732,803	61%
Operating Expense:								
01 - Osceola Light & Power	1,217,989	1,403,526	(185,538)	9,743,908	10,520,504	(776,596)	14,615,862	72%
02 - City General Fund	892,419	633,122	259,297	7,139,351	4,807,848	2,331,502	10,709,026	45%
03 - Street Fund	92,221	91,669	552	737,767	643,385	94,382	1,106,650	58%
04 - Sanitation Fund	91,917	83,648	8,268	735,333	703,013	32,320	1,103,000	64%
Total Funds	2,294,545	2,211,966	82,579	18,356,359	16,674,750	1,681,608	27,534,538	61%
Impact to Surplus:								
01 - Osceola Light & Power	197,166	386,270	(189,105)	1,577,325	789,503	(787,823)	2,365,988	33%
02 - City General Fund	(134,264)	(274,834)	140,570	(1,074,109)	(353,984)	720,125	(1,611,163)	22%
03 - Street Fund	(34,301)	(43,700)	9,399	(274,407)	(155,796)	118,611	(411,610)	38%
04 - Sanitation Fund	(12,079)	(695)	(11,384)	(96,633)	(120,730)	(24,097)	(144,950)	83%
Total Funds	16,522	67,041	(50,519)	132,177	158,993	26,816	198,265	

OMLP/CITY OF OSCEOLA
BUDGET TO ACTUAL COMPARISON
ALL FUND SUMMARY

August 2023				August 2023						
August 2023	67%				Year to Date			Elapsed	Annual	Prev Yr
	Budget	Actual	Var (+) (-)	Budget	Actual	Var (+) (-)	67%	Budget	Actual	
REVENUE										
ELECTRIC	1,201,292	1,510,821	309,530	9,610,333	9,648,967	38,634	67%	14,415,500	15,913,780	
WATER	123,750	162,894	39,144	990,000	1,012,070	22,070	68%	1,485,000	1,534,388	
SEWER	90,000	101,320	11,320	720,000	609,581	(110,419)	56%	1,080,000	929,658	
OMLP ADMIN	113	14,761	14,648	900	39,389	38,489	2918%	1,350	105,138	
CITY ADMIN	680,658	350,812	(329,847)	5,445,265	3,656,642	(1,788,624)	45%	8,167,898	7,308,758	
POLICE	41,833	(15,797)	(57,630)	334,667	476,769	142,102	95%	502,000	449,307	
FIRE	16,667	8,332	(8,335)	133,333	183,328	49,995	92%	200,000	105,537	
OPAR	14,167	11,602	(2,564)	113,333	94,701	(18,633)	56%	170,000	112,797	
COURT							N/A			
JAIL							N/A			
GOLF	4,622	2,905	(1,717)	36,977	30,940	(6,037)	56%	55,465	53,348	
AIRPORT	-	434	434	-	10,951	10,951	N/A	-	100,154	
CODE ENFORCEMENT	-	-	-				N/A			
ANIMAL CONTROL	208	-	(208)	1,667	535	(1,132)	21%	2,500	1,689	
STREET	57,920	47,969	(9,951)	463,360	487,589	24,229	70%	695,040	603,509	
GARBAGE	70,838	73,185	2,348	566,700	514,622	(52,078)	61%	850,050	842,824	
COMPOST	-	-	-	-	-	-	N/A	-	-	
PEST CONTROL	9,000	9,768	768	72,000	67,660	(4,340)	63%	108,000	110,730	
TOTAL	2,311,067	m	(32,060)	18,488,535	16,833,743	(1,654,792)	61%	27,732,803	28,171,617	
EXPENSE										
ELECTRIC	976,854	1,185,292	(208,437)	7,814,833	8,891,809	(1,076,976)	76%	11,722,250	14,919,218	
WATER	86,908	72,081	14,827	695,267	581,587	113,680	56%	1,042,900	887,287	
SEWER	62,826	81,801	(18,975)	502,608	548,760	(46,152)	73%	753,912	679,929	
OMLP ADMIN	91,400	64,353	27,047	731,200	498,349	232,851	45%	1,096,800	2,003,972	
CITY ADMIN	365,599	99,891	265,708	2,924,789	679,303	2,245,486	15%	4,387,183	812,081	
POLICE	214,958	220,358	(5,400)	1,719,667	1,584,396	135,271	61%	2,579,500	2,329,504	
FIRE	126,082	110,731	15,351	1,008,657	1,251,754	(243,097)	83%	1,512,985	1,354,583	
OPAR	79,308	77,778	1,530	634,467	492,571	141,896	52%	951,700	755,457	
COURT	8,900	14,914	(6,014)	71,199	89,914	(18,715)	84%	106,798	108,269	
JAIL	28,792	56,984	(28,192)	230,333	331,267	(100,934)	96%	345,500	430,266	
GOLF	23,859	25,036	(1,176)	190,873	182,778	8,095	64%	286,310	332,825	
AIRPORT	667	15	652	5,333	13,678	(8,344)	171%	8,000	91,520	
CODE ENFORCEMENT	29,733	10,897	18,836	237,867	84,722	153,144	24%	356,800	176,076	
ANIMAL CONTROL	14,521	16,518	(1,997)	116,167	97,466	18,700	56%	174,250	167,695	
STREET	92,221	91,669	552	737,767	643,385	94,382	58%	1,106,650	864,101	
GARBAGE	82,167	75,773	6,394	657,333	647,885	9,449	66%	986,000	1,074,063	
COMPOST	125	-	125	1,000	-	1,000	0%	1,500	65	
PEST CONTROL	9,625	7,875	1,750	77,000	55,128	21,872	48%	115,500	94,505	
TOTAL	2,294,545	2,211,966	82,579	18,356,359	16,674,750	1,681,608	61%	27,534,538	27,081,416	
IMPACT TO SUPRLUS										
ELECTRIC	224,438	325,530	101,092	1,795,500	757,159	(1,038,341)	28%	2,693,250	994,562	
WATER	36,842	90,813	53,972	294,733	430,483	135,750	97%	442,100	647,101	
SEWER	27,174	19,519	(7,655)	217,392	60,821	(156,571)	19%	326,088	249,729	
OMLP ADMIN	(91,288)	(49,592)	41,696	(730,300)	(458,960)	271,340	42%	(1,095,450)	(1,898,834)	
CITY ADMIN	315,060	250,921	(64,138)	2,520,477	2,977,339	456,862	79%	3,780,715	6,496,677	
POLICE	(173,125)	(236,155)	(63,030)	(1,385,000)	(1,107,627)	277,373	53%	(2,077,500)	(1,880,197)	
FIRE	(109,415)	(102,399)	7,017	(875,323)	(1,068,426)	(193,102)	81%	(1,312,985)	(1,249,046)	
OPAR	(65,142)	(66,176)	(1,034)	(521,133)	(397,870)	123,263	51%	(781,700)	(642,660)	
COURT	(8,900)	(14,914)	(6,014)	(71,199)	(89,914)	(18,715)	84%	(106,798)	(108,269)	
JAIL	(28,792)	(56,984)	(28,192)	(230,333)	(331,267)	(100,934)	96%	(345,500)	(430,266)	
GOLF	(19,237)	(22,130)	(2,893)	(153,897)	(151,838)	2,058	66%	(230,845)	(279,477)	
AIRPORT	(667)	419	(218)	(5,333)	(2,727)	2,607	34%	(8,000)	8,634	
CODE ENFORCEMENT	(29,733)	(10,897)	(18,836)	(237,867)	(84,722)	153,144	24%	(356,800)	(176,076)	
ANIMAL CONTROL	(14,313)	(16,518)	(2,206)	(114,500)	(96,931)	17,569	56%	(171,750)	(166,006)	
STREET	(34,301)	(43,700)	(9,399)	(274,407)	(155,796)	118,611	38%	(411,610)	(260,592)	
GARBAGE	(11,329)	(2,588)	8,741	(90,633)	(133,262)	(42,629)	98%	(135,950)	(231,239)	
COMPOST	(125)	-	125	(1,000)	-	1,000	0%	(1,500)	(65)	
PEST CONTROL	(625)	1,893	2,518	(5,000)	12,532	17,532	-167%	(7,500)	16,225	
TOTAL	16,522	67,041	11,544	132,177	158,993	26,816	80%	198,265	1,090,202	

OMLP/CITY OF OSCEOLA
BUDGET TO ACTUAL COMPARISON
CONSOLIDATED SUMMARY

August 2023	August 2023			August 2023			Elapsed	Annual	Prev Yr
	Budget	Actual	Var (+) (-)	Budget	Actual	Var (+) (-)			
REVENUE									
OMLP	1,415,154	1,789,796	374,642	11,321,233	11,310,007	(11,227)	67%	16,981,850	18,482,964
CITY	758,155	358,288	(399,867)	6,065,242	4,453,865	(1,611,377)	49%	9,097,863	8,131,590
STREET	57,920	47,969	(9,951)	463,360	487,589	24,229	70%	695,040	603,509
SANITATION	79,838	82,953	3,116	638,700	582,283	(56,417)	61%	958,050	953,554
TOTAL	2,311,067	2,279,007	(32,060)	18,488,535	16,833,743	(1,654,792)	61%	27,732,803	28,171,617
EXPENSE									
OMLP	1,217,989	1,403,526	(185,538)	9,743,908	10,520,504	(776,596)	72%	14,615,862	18,490,406
CITY	892,419	633,122	259,297	7,139,351	4,807,848	2,331,502	45%	10,709,026	6,558,276
STREET	92,221	91,669	552	737,767	643,385	94,382	58%	1,106,650	864,101
SANITATION	91,917	83,648	8,268	735,333	703,013	32,320	64%	1,103,000	1,168,633
TOTAL	2,294,545	2,211,966	82,579	18,356,359	16,674,750	1,681,608	61%	27,534,538	27,081,416
IMPACT TO SURPLUS									
OMLP	197,166	386,270	189,105	1,577,325	789,503	(787,823)	33%	2,365,988	(7,442)
CITY	(134,264)	(274,834)	(140,570)	(1,074,109)	(353,984)	720,125	22%	(1,611,163)	1,573,315
STREET	(34,301)	(43,700)	(9,399)	(274,407)	(155,796)	118,611	38%	(411,610)	(260,592)
SANITATION	(12,079)	(695)	11,384	(96,633)	(120,730)	(24,097)	83%	(144,950)	(215,079)
TOTAL	16,522	67,041	50,519	132,177	158,993	26,816	80%	198,265	1,090,202

CITY OF OSCEOLA
BUDGET TO ACTUAL COMPARISON
OMLP FUND SUMMARY

August 2023				August 2023						
August 2023	67%				Year to Date			Elapsed	Annual	Prev Yr
	Budget	Actual	Var (+) (-)		Budget	Actual	Var (+) (-)	67%	Budget	Actual
REVENUE										
ELECTRIC	1,201,292	1,510,821	309,530		9,610,333	9,648,967	38,634	67%	14,415,500	15,913,780
WATER	123,750	162,894	39,144		990,000	1,012,070	22,070	68%	1,485,000	1,534,388
SEWER	90,000	101,320	11,320		720,000	609,581	(110,419)	56%	1,080,000	929,658
ADMIN	113	14,761	14,648		900	39,389	38,489	2918%	1,350	105,138
TOTAL	1,415,154	1,789,796	374,642		11,321,233	11,310,007	(11,227)	67%	16,981,850	18,482,964
EXPENSE										
ELECTRIC	976,854	1,185,292	(208,437)		7,814,833	8,891,809	(1,076,976)	76%	11,722,250	14,919,218
WATER	86,908	72,081	14,827		695,267	581,587	113,680	56%	1,042,900	887,287
SEWER	62,826	81,801	(18,975)		502,608	548,760	(46,152)	73%	753,912	679,929
ADMIN	91,400	64,353	27,047		731,200	498,349	232,851	45%	1,096,800	2,003,972
TOTAL	1,217,989	1,403,526	(185,538)		9,743,908	10,520,504	(776,596)	72%	14,615,862	18,490,406
IMPACT TO SURPLUS										
ELECTRIC	224,438	325,530	101,092		1,795,500	757,159	(1,038,341)	28%	2,693,250	994,562
WATER	36,842	90,813	53,972		294,733	430,483	135,750	97%	442,100	647,101
SEWER	27,174	19,519	(7,655)		217,392	60,821	(156,571)	19%	326,088	249,729
ADMIN	(91,288)	(49,592)	41,696		(730,300)	(458,960)	271,340	42%	(1,095,450)	(1,898,834)
TOTAL	197,166	386,270	189,105		1,577,325	789,503	(787,823)	33%	2,365,988	(7,442)

CITY OF OSCEOLA
BUDGET TO ACTUAL COMPARISON
GENERAL FUND SUMMARY

August 2023	August 2023				August 2023			Elapsed	Annual	Prev Yr
	Budget	Actual	Var (+) (-)		Budget	Actual	Var (+) (-)			
REVENUE										
ADMIN	680,658	350,812	(329,847)		5,445,265	3,656,642	(1,788,624)	45%	8,167,898	7,308,758
POLICE	41,833	(15,797)	(57,630)		334,667	476,769	142,102	95%	502,000	449,307
FIRE	16,667	8,332	(8,335)		133,333	183,328	49,995	92%	200,000	105,537
OPAR	14,167	11,602	(2,564)		113,333	94,701	(18,633)	56%	170,000	112,797
GOLF	4,622	2,905	(1,717)		36,977	30,940	(6,037)	56%	55,465	53,348
AIRPORT	-	434	434		-	10,951	10,951	N/A	-	100,154
CODE ENFORCEMENT	-	-	-		-	-	-	N/A	-	-
ANIMAL CONTROL	208	-	(208)		1,667	535	(1,132)	21%	2,500	1,689
TOTAL	758,155	358,288	(399,867)	#	6,065,242	4,453,865	(1,611,377)	49%	9,097,863	8,131,590
EXPENSE										
ADMIN	365,599	99,891	265,708		2,924,789	679,303	2,245,486	15%	4,387,183	812,081
POLICE	214,958	220,358	(5,400)		1,719,667	1,584,396	135,271	61%	2,579,500	2,329,504
FIRE	126,082	110,731	15,351		1,008,657	1,251,754	(243,097)	83%	1,512,985	1,354,583
OPAR	79,308	77,778	1,530		634,467	492,571	141,896	52%	951,700	755,457
COURT	8,900	14,914	(6,014)		71,199	89,914	(18,715)	84%	106,798	108,269
JAIL	28,792	56,984	(28,192)		230,333	331,267	(100,934)	96%	345,500	430,266
GOLF	23,859	25,036	(1,176)		190,873	182,778	8,095	64%	286,310	332,825
AIRPORT	667	15	652		5,333	13,678	(8,344)	171%	8,000	91,520
CODE ENFORCEMENT	29,733	10,897	18,836		237,867	84,722	153,144	24%	356,800	176,076
ANIMAL CONTROL	14,521	16,518	(1,997)		116,167	97,466	18,700	56%	174,250	167,695
TOTAL	892,419	633,122	259,297		7,139,351	4,807,848	2,331,502	45%	10,709,026	6,558,276
IMPACT TO SURPLUS										
ADMIN	315,060	250,921	(64,138)		2,520,477	2,977,339	456,862	79%	3,780,715	6,496,677
POLICE	(173,125)	(236,155)	(63,030)		(1,385,000)	(1,107,627)	277,373	53%	(2,077,500)	(1,880,197)
FIRE	(109,415)	(102,399)	7,017		(875,323)	(1,068,426)	(193,102)	81%	(1,312,985)	(1,249,046)
OPAR	(65,142)	(66,176)	(1,034)		(521,133)	(397,870)	123,263	51%	(781,700)	(642,660)
COURT	(8,900)	(14,914)	(6,014)		(71,199)	(89,914)	(18,715)	84%	(106,798)	(108,269)
JAIL	(28,792)	(56,984)	(28,192)		(230,333)	(331,267)	(100,934)	96%	(345,500)	(430,266)
GOLF	(19,237)	(22,130)	(2,893)		(153,897)	(151,838)	2,058	66%	(230,845)	(279,477)
AIRPORT	(667)	419	(218)		(5,333)	(2,727)	19,295	34%	(8,000)	8,634
CODE ENFORCEMENT	(29,733)	(10,897)	(18,836)		(237,867)	(84,722)	(153,144)	24%	(356,800)	(176,076)
ANIMAL CONTROL	(14,313)	(16,518)	(2,206)		(114,500)	(96,931)	17,569	56%	(171,750)	(166,006)
TOTAL	(134,264)	(274,834)	140,570		(1,074,109)	(353,984)	430,525	22%	(1,611,163)	1,573,315

CITY OF OSCEOLA
BUDGET TO ACTUAL COMPARISON
STREET FUND SUMMARY

August 2023				August 2023					
August 2023	67%			Year to Date			Elapsed	Annual	Prev Yr
	Budget	Actual	Var (+) (-)	Budget	Actual	Var (+) (-)	67%	Budget	Actual
REVENUE									
STREET	57,920	47,969	(9,951)	463,360	487,589	24,229	70%	695,040	603,509
TOTAL	57,920	47,969	(9,951)	463,360	487,589	24,229	70%	695,040	603,509
EXPENSE									
STREET	92,221	91,669	552	737,767	643,385	94,382	58%	1,106,650	864,101
TOTAL	92,221	91,669	552	737,767	643,385	94,382	58%	1,106,650	864,101
IMPACT TO SURPLUS									
STREET	(34,301)	(43,700)	(9,399)	(274,407)	(155,796)	118,611	38%	(411,610)	(260,592)
TOTAL	(34,301)	(43,700)	(9,399)	(274,407)	(155,796)	118,611	38%	(411,610)	(260,592)

CITY OF OSCEOLA
BUDGET TO ACTUAL COMPARISON
SANITATION FUND SUMMARY

August 2023	August 2023				August 2023			Elapsed	Annual	Prev Yr
	67%				Year to Date					
	Budget	Actual	Var (+) (-)		Budget	Actual	Var (+) (-)	67%	Budget	Actual
REVENUE										
GARBAGE	70,838	73,185	2,348		566,700	514,622	(52,078)	61%	850,050	842,824
COMPOST	-	-	-		-	-	-	N/A	-	-
PEST CONTROL	9,000	9,768	768		72,000	67,660	(4,340)	63%	108,000	110,730
TOTAL	79,838	82,953	3,116		638,700	582,283	(56,417)	61%	958,050	953,554
EXPENSE										
GARBAGE	82,167	75,773	6,394		657,333	647,885	9,449	66%	986,000	1,074,063
COMPOST	125	-	125		1,000	-	1,000	0%	1,500	65
PEST CONTROL	9,625	7,875	1,750		77,000	55,128	21,872	48%	115,500	94,505
TOTAL	91,917	83,648	8,268		735,333	703,013	32,320	64%	1,103,000	1,168,633
IMPACT TO SURPLUS										
GARBAGE	(11,329)	(2,588)	8,741		(90,633)	(133,262)	(42,629)	98%	(135,950)	(231,239)
COMPOST	(125)	-	125		(1,000)	-	1,000	0%	(1,500)	(65)
PEST CONTROL	(625)	1,893	2,518		(5,000)	12,532	17,532	-167%	(7,500)	16,225
TOTAL	(12,079)	(695)	11,384		(96,633)	(120,730)	(24,097)	83%	(144,950)	(215,079)

OSCEOLA MUNICIPAL LIGHT AND POWER
BUDGET TO ACTUAL COMPARISON
ELECTRIC DEPARTMENT

August 2023	Current Month			Year to Date			Elapsed	Annual	Prev Yr
	Budget	Actual	Var (+) (-)	Budget	Actual	Var (+) (-)	67%	Budget	Actual
REVENUES									
SALES	1,183,333	1,488,752	305,418	9,466,667	9,489,251	22,584	67%	14,200,000	15,636,530
NEGATIVE COST ADJ	-	-	-	-	-	-	N/A	-	-
FREE SERVICES	-	-	-	-	-	-	N/A	-	39
LATE PENALTY FEES	12,500	10,632	(1,868)	100,000	91,309	(8,691)	61%	150,000	159,180
RECONNECTION FEES	3,333	3,550	217	26,667	29,000	2,333	73%	40,000	51,825
POLE RENTAL	500	6,087	5,587	4,000	24,174	20,174	403%	6,000	36,174
CREDIT CARD FEES	1,000	1,550	550	8,000	13,184	5,184	110%	12,000	23,127
SERVICE FEES	-	-	-	-	-	-	N/A	-	350
MISCELLANEOUS - TRANSFER FEES	625	250	(375)	5,000	2,050	(2,950)	27%	7,500	6,555
TOTAL REVENUES	1,201,292	1,510,821	309,530	9,610,333	9,648,967	38,634	67%	14,415,500	15,913,780
EXPENDITURES									
SALARIES STAFF	67,917	55,364	12,553	543,333	493,562	49,771	61%	815,000	797,520
SALARIES DEPT MANAGER	-	-	-	-	-	-	N/A	-	-
TEMP SERVICE WAGES	1,250	4,669	(3,419)	10,000	5,806	4,194	39%	15,000	11,344
PAYROLL TAX	5,433	4,041	1,392	43,467	38,402	5,065	59%	65,200	57,814
GROUP INSURANCE	5,000	12,635	(7,635)	40,000	36,430	3,570	61%	60,000	55,438
PENSION EXPENSE	2,083	2,153	(70)	16,667	17,325	(659)	69%	25,000	26,185
TRAVEL & TRAINING EXPENSE	625	105	520	5,000	6,384	(1,384)	85%	7,500	7,228
SAFETY SUPPLIES	417	143	274	3,333	3,247	87	65%	5,000	5,918
EMPLOYEE RELATIONS	-	-	-	-	-	-	N/A	-	-
UNIFORM EXPENSE	417	310	107	3,333	1,804	1,529	36%	5,000	5,955
MATERIALS AND SUPPLIES	1,250	3,423	(2,173)	10,000	14,592	(4,592)	97%	15,000	18,568
TELEPHONE	708	822	(113)	5,667	3,051	2,616	36%	8,500	8,007
BUILDING EXPENSE	417	1,504	(1,087)	3,333	19,538	(16,205)	391%	5,000	56,190
UTILITIES	1,458	1,496	(38)	11,667	13,587	(1,920)	78%	17,500	16,920
INSURANCE	1,250	-	1,250	10,000	20,693	(10,693)	138%	15,000	24,098
DUES, MBRSHPS & SUBSCRIPTIONS	417	-	417	3,333	198	3,135	4%	5,000	492
LICENSES	25	-	25	200	104	96	35%	300	261
IMMUNIZATIONS & PHYSICALS	63	45	18	500	457	43	61%	750	1,041
REPAIRS & MAINTENANCE - VEH & EQ	4,167	6,524	(2,357)	33,333	48,983	(15,650)	98%	50,000	67,052
OPERATING EXPENSES - VEHICLES	2,500	7,395	(4,895)	20,000	26,458	(6,458)	88%	30,000	35,823
REP & MAINT - GENERATORS	-	-	-	-	2,054	(2,054)	N/A	-	367
TRANSFORMER REPAIRS & DISPOSAL	-	-	-	-	-	-	N/A	-	-
EQUIPMENT RENTAL	-	-	-	-	-	-	N/A	-	1,040
EQUIPMENT PURCHASES	-	-	-	-	-	-	N/A	-	-
ELECTRIC POWER PURCHASED	828,333	1,037,600	(209,266)	6,626,667	7,758,900	(1,132,233)	78%	9,940,000	13,161,324
DEPRECIATION	41,667	41,667	(0)	333,333	333,336	(3)	67%	500,000	500,004
DEPRECIATION - VEHICLES	5,000	5,000	-	40,000	42,500	(2,500)	71%	60,000	60,000
TREE TRIMMING	6,250	-	6,250	50,000	-	50,000	0%	75,000	-
CONSULTING SERVICES	208	395	(187)	1,667	4,398	(2,731)	176%	2,500	629
TOTAL EXPENDITURES	976,854	1,185,292	(208,437)	7,814,833	8,891,809	(1,076,976)	76%	11,722,250	14,919,218
IMPACT TO SURPLUS	224,438	325,530	101,092	1,795,500	757,159	(1,038,341)	28%	2,693,250	1,457,995

OSCEOLA MUNICIPAL LIGHT AND POWER
BUDGET TO ACTUAL COMPARISON
WATER DEPARTMENT

August 2023	Current Month			Year to Date			Elapsed	Annual	Prev Yr
	Budget	Actual	Var (+) (-)	Budget	Actual	Var (+) (-)	67%	Budget	Actual
REVENUES									
SALES	121,250	157,999	36,749	970,000	981,261	11,261	67%	1,455,000	1,428,503
ADJUSTMENTS	-	-	-	-	-	-	N/A	-	-
FREE SERVICES	-	-	-	-	(2)	(2)	N/A	-	-
LATE PENALTY FEES	2,083	1,948	(135)	16,667	15,894	(773)	64%	25,000	34,566
SERVICE FEES	417	2,948	2,531	3,333	14,917	11,584	298%	5,000	71,319
TOTAL REVENUES	123,750	162,894	39,144	990,000	1,012,070	22,070	68%	1,485,000	1,534,388
EXPENDITURES									
SALARIES STAFF	31,667	23,325	8,342	253,333	189,141	64,192	50%	380,000	275,895
SALARIES DEPT MANAGER	-	-	-	-	-	-	N/A	-	-
TEMP SERVICE WAGES	3,500	4,528	(1,028)	28,000	26,099	1,901	100%	42,000	69,140
PAYROLL TAX	2,533	1,709	824	20,267	14,672	5,595	48%	30,400	20,788
GROUP INSURANCE	3,125	4,037	(912)	25,000	11,327	13,673	30%	37,500	22,296
PENSION EXPENSE	750	524	226	6,000	4,410	1,590	49%	9,000	6,447
TRAVEL & TRAINING EXPENSE	83	-	83	667	445	222	45%	1,000	741
SAFETY SUPPLIES	208	71	137	1,667	607	1,060	24%	2,500	1,018
EMPLOYEE RELATIONS	-	-	-	-	-	-	N/A	-	-
UNIFORM EXPENSE	625	1,088	(463)	5,000	7,331	(2,331)	98%	7,500	12,224
MATERIALS AND SUPPLIES	2,500	5,793	(3,293)	20,000	17,593	2,407	59%	30,000	27,687
CHEMICALS AND SUPPLIES	5,833	6,370	(537)	46,667	56,988	(10,321)	81%	70,000	75,899
TOOLS	125	-	125	1,000	1,212	(212)	81%	1,500	-
TELEPHONE	1,667	363	1,303	13,333	2,973	10,360	15%	20,000	3,360
BUILDING EXPENSE	250	-	250	2,000	653	1,347	22%	3,000	1,929
UTILITIES	4,583	4,534	50	36,667	37,553	(886)	68%	55,000	63,704
INSURANCE	1,667	-	1,667	13,333	15,134	(1,800)	76%	20,000	16,239
DUES, MBRSHPS & SUBSCRIPTIONS	833	345	488	6,667	3,506	3,161	35%	10,000	4,064
LICENSES	667	689	(23)	5,333	2,381	2,952	30%	8,000	9,043
IMMUNIZATIONS & PHYSICALS	42	25	17	333	57	276	11%	500	64
REPAIRS & MAINTENANCE - VEH & EQ	1,250	370	880	10,000	7,083	2,917	47%	15,000	18,607
OPERATING EXPENSES - VEHICLES	2,083	146	1,938	16,667	1,166	15,501	5%	25,000	19,672
MANHOLE & PIPE REHAB	417	-	417	3,333	-	3,333	0%	5,000	-
PIPE & HYDRANT REPAIR	-	-	-	-	-	-	N/A	-	-
WELL AND PUMP REPAIRS	417	-	417	3,333	363	2,971	7%	5,000	157
PUMP AND TANK REPAIRS	5,000	1,080	3,920	40,000	46,730	(6,730)	78%	60,000	61,164
EQUIPMENT RENTAL	-	-	-	-	-	-	N/A	-	149
EQUIPMENT PURCHASES	-	-	-	-	-	-	N/A	-	-
DEPRECIATION - WATER PLANT	14,583	14,583	0	116,667	116,664	3	67%	175,000	147,000
DEPRECIATION - VEHICLES	2,500	2,500	-	20,000	17,500	2,500	58%	30,000	30,000
CONSULTING SERVICES	-	-	-	-	-	-	N/A	-	-
INTEREST EXPENSE	-	-	-	-	-	-	N/A	-	-
MISCELLANEOUS	-	-	-	-	-	-	N/A	-	-
TOTAL EXPENDITURES	86,908	72,081	14,827	695,267	581,587	113,680	56%	1,042,900	887,287
IMPACT TO SURPLUS	36,842	90,813	53,972	294,733	430,483	135,750	97%	442,100	647,101

OSCEOLA MUNICIPAL LIGHT AND POWER
BUDGET TO ACTUAL COMPARISON
SEWER DEPARTMENT

August 2023	Current Month			Year to Date			Elapsed	Annual	Proposed	Adjusted	Prev Yr
	Budget	Actual	Var (+) (-)	Budget	Actual	Var (+) (-)	67%	Budget	Amendme	Annual Budget	Actual
REVENUES											
SALES	90,000	101,320	11,320	720,000	609,121	(110,879)	56%	1,080,000		1,080,000	928,568
FREE SERVICE	-	-	-	-	-	-	N/A	-		-	-
SERVICE FEES	-	-	-	-	460	460	N/A	-		-	1,090
TOTAL REVENUES	90,000	101,320	11,320	720,000	609,581	(110,419)	56%	1,080,000		1,080,000	929,658
EXPENDITURES											
SALARIES STAFF	20,000	19,927	73	160,000	163,951	(3,951)	68%	240,000		240,000	245,661
SALARIES DEPT MANAGER	-	-	-	-	-	-	N/A	-		-	-
TEMP SERVICE WAGES	2,500	6,012	(3,512)	20,000	41,224	(21,224)	137%	30,000		30,000	57,082
PAYROLL TAX	1,600	1,469	131	12,800	13,225	(425)	69%	19,200		19,200	18,159
GROUP INSURANCE	1,042	3,462	(2,421)	8,333	9,598	(1,265)	77%	12,500		12,500	10,719
PENSION EXPENSE	450	588	(138)	3,600	4,203	(603)	78%	5,400		5,400	5,706
TRAVEL & TRAINING EXPENSE	83	-	83	667	2,612	(1,945)	261%	1,000		1,000	-
SAFETY SUPPLIES	83	-	83	667	-	667	0%	1,000		1,000	-
EMPLOYEE RELATIONS	-	-	-	-	-	-	N/A	-		-	-
UNIFORM EXPENSE	292	(12)	304	2,333	(24)	2,357	-1%	3,500		3,500	(119)
MATERIALS AND SUPPLIES	2,500	5,715	(3,215)	20,000	30,019	(10,019)	100%	30,000	(4,500)	30,000	24,113
CHEMICALS AND SUPPLIES	833	-	833	6,667	1,192	5,475	12%	10,000		5,500	4,896
TOOLS	208	-	208	1,667	146	1,521	6%	2,500		2,500	-
TELEPHONE	208	-	208	1,667	-	1,667	0%	2,500		2,500	1,135
BUILDING EXPENSE	83	-	83	667	623	43	62%	1,000		1,000	266
UTILITIES	3,333	2,966	367	26,667	32,776	(6,110)	82%	40,000		40,000	39,116
INSURANCE	208	-	208	1,667	11,380	(9,714)	455%	2,500		2,500	12,177
DUES, MBRSHPS & SUBSCRIPTIONS	17	-	17	133	368	(234)	184%	200		200	142
LICENSES	833	7,425	(6,592)	6,667	7,425	(758)	74%	10,000	4,500	14,500	7,948
IMMUNIZATIONS & PHYSICALS	21	32	(11)	167	607	(440)	243%	250		250	752
REPAIRS & MAINTENANCE - VEH & EQ	1,667	5,283	(3,616)	13,333	19,890	(6,556)	99%	20,000		20,000	24,474
OPERATING EXPENSES - VEHICLES	833	3,135	(2,302)	6,667	6,024	642	60%	10,000		10,000	7,784
MANHOLE & PIPE REHAB	-	-	-	-	-	-	N/A	-		-	-
PUMP AND TANK REPAIRS	3,750	3,685	65	30,000	26,113	3,887	58%	45,000		45,000	31,962
EQUIPMENT PURCHASES	-	-	-	-	-	-	N/A	-		-	-
DEPRICIATION SEWER SYSTEMS	20,417	20,417	(0)	163,333	163,336	(3)	67%	245,000		245,000	160,428
DEPRECIATION - VEHICLES	1,697	1,697	(0)	13,575	13,576	(1)	67%	20,362		20,362	20,364
CONSULTING SERVICES	167	-	167	1,333	495	838	25%	2,000		2,000	1,135
INTEREST EXPENSE	-	-	-	-	-	-	N/A	-		-	-
MISCELLANEOUS	-	-	-	-	-	-	N/A	-		-	6,029
TOTAL EXPENDITURES	62,826	81,801	(18,975)	502,608	548,760	(46,152)	73%	753,912	-	753,912	679,929
IMPACT TO SURPLUS	27,174	19,519	(7,655)	217,392	60,821	(156,571)	(0)	326,088	-	326,088	572,313

OSCEOLA MUNICIPAL LIGHT AND POWER
BUDGET TO ACTUAL COMPARISON
ADMINISTRATIVE DEPARTMENT

August 2023	Current Month			Year to Date			Elapsed	Annual	Proposed	Adjusted	Prev Yr
	Budget	Actual	Var (+) (-)	Budget	Actual	Var (+) (-)	67%	Budget	Amendmen	Annual Budg	Actual
REVENUES											
AMP	-	71	71	-	(1,011)	(1,011)	N/A	-		-	(559)
ELECTRIC PERMITS	100	21	(79)	800	308	(492)	26%	1,200		1,200	78
PLUMBING PERMITS	13	7	(6)	100	424	324	283%	150		150	57
SALE OF ASSETS/EQUIPMENT	-	-	-	-	20,975	20,975	N/A	-		-	-
INTEREST INCOME	-	115	115	-	4,145	4,145	N/A	-		-	3,023
MISCELLANEOUS	-	14,547	14,547	-	14,547	14,547	N/A	-		-	102,539
TOTAL REVENUES	113	14,761	14,648	900	39,389	38,489	2918%	1,350		1,350	105,138
EXPENDITURES											
SALARIES STAFF	32,083	29,282	2,802	256,667	244,795	11,872	64%	385,000	(75,060)	309,940	383,479
SALARIES DEPT MANAGERS	-	-	-	-	-	-	N/A	-	(81,028)	(81,028)	-
TEMP SERVICE WAGES	-	755	(755)	-	1,691	(1,691)	N/A	-		-	-
PAYROLL TAX	2,567	2,186	381	20,533	19,211	1,322	62%	30,800	(7,500)	23,300	28,438
GROUP INSURANCE	4,167	5,693	(1,527)	33,333	21,249	12,084	42%	50,000		50,000	39,097
PENSION EXPENSE	625	627	(2)	5,000	5,277	(277)	70%	7,500		7,500	7,100
TRAVEL & TRAINING EXPENSE	208	-	208	1,667	610	1,056	24%	2,500		2,500	4,073
SAFETY SUPPLIES	83	71	12	667	606	60	61%	1,000		1,000	983
HR MATERIALS & SUPPLIES	417	-	417	3,333	2,810	523	56%	5,000		5,000	4,706
SAFETY COMMITTEE	-	-	-	-	-	-	N/A	-		-	-
EMPLOYEE RELATIONS	-	-	-	-	-	-	N/A	-		-	-
UNIFORM EXPENSE	-	-	-	-	-	-	N/A	-		-	-
MATERIALS AND SUPPLIES	4,167	7,874	(3,707)	33,333	53,753	(20,419)	108%	50,000		50,000	65,866
OFFICE EXPENSE	-	-	-	-	-	-	100%	-		-	-
POSTAGE	2,083	4,359	(2,276)	16,667	21,686	(5,020)	87%	25,000		25,000	25,307
PUBLISHING ORDINANCES & NOTICES	-	-	-	-	170	(170)	100%	-		-	1,664
TELEPHONE	2,292	884	1,407	18,333	7,814	10,520	28%	27,500		27,500	6,814
BUILDING EXPENSE	2,083	1,050	1,034	16,667	7,849	8,817	31%	25,000		25,000	12,783
UTILITIES	2,083	394	1,689	16,667	5,015	11,652	20%	25,000		25,000	26,935
INSURANCE	167	-	167	1,333	-	1,333	0%	2,000		2,000	200
ETS CREDIT CARD FEES	-	-	-	-	-	-	N/A	-		-	-
DUES, MBRSHPS & SUBSCRIPTIONS	2,500	2,761	(261)	20,000	40,538	(20,538)	135%	30,000		30,000	69,055
UNEMPLOYMENT BENEFIT ASSMT	-	-	-	-	-	-	100%	-		-	-
AUDIT FEES	3,750	-	3,750	30,000	-	30,000	0%	45,000		45,000	35,000
LEGAL EXPENSES	833	-	833	6,667	-	6,667	0%	10,000		10,000	-
ADV, PROMOTIONS & DONATIONS	2,500	-	2,500	20,000	24,675	(4,675)	82%	30,000		30,000	38,391
LICENSES	167	-	167	1,333	5,692	(4,359)	285%	2,000		2,000	49,323
IMMUNIZATIONS & PHYSICALS	125	64	61	1,000	205	795	14%	1,500		1,500	532
REPAIRS & MAINTENANCE - VEHICLE EQUIP	-	-	-	-	-	-	N/A	-		-	33
OPERATING EXPENSE - VEHICLES	-	-	-	-	-	-	N/A	-		-	-
EQUIPMENT RENTAL	625	-	625	5,000	2,288	2,712	31%	7,500		7,500	9,600
DEPRECIATION	417	417	(0)	3,333	3,336	(3)	67%	5,000		5,000	6,996
CONSULTING SERVICES	6,042	11,170	(5,129)	48,333	118,985	(70,652)	164%	72,500	80,000	152,500	1,172,698
BAD ACCOUNTS	6,250	(3,231)	9,481	50,000	(23,008)	73,008	-31%	75,000		75,000	(39,430)
INTEREST EXPENSE	15,000	-	15,000	120,000	(76,691)	196,691	-43%	180,000		180,000	7,771
BOND PAYING AGENT EXPENSE	125	-	125	1,000	800	200	53%	1,500		1,500	32,382
BOND AMORTIZATION	-	-	-	-	-	-	N/A	-		-	-
CASH OVER AND SHORT	42	(5)	47	333	(32)	366	-6%	500		500	(1,057)
MISCELLANEOUS	-	-	-	-	9,024	(9,024)	N/A	-		-	15,233
TOTAL EXPENDITURES	91,400	64,353	27,047	731,200	498,349	232,851	45%	1,096,800	(83,588)	1,013,212	2,003,972
IMPACT TO SURPLUS	(91,288)	(49,592)	41,696	(730,300)	(458,960)	271,340	42%	(1,095,450)			(994,579)

CITY OF OSCEOLA
BUDGET TO ACTUAL COMPARISON
ADMINISTRATIVE DEPARTMENT

August 2023	Current Month			Year to Date			Elapsed	Annual	Proposed	Adjusted Annual	Prev Yr
	Budget	Actual	Var (+) (-)	Budget	Actual	Var (+) (-)	67%	Budget	Amendment	Budget	Actual
REVENUES											
PROPERTY TAXES	59,583	12,213	(47,370)	476,667	446,965	(29,701)	63%	715,000		715,000	870,748
GENERAL REVENUE (STATE OF ARK)	9,583	6,305	(3,278)	76,667	77,491	824	67%	115,000		115,000	104,099
PRIVILEGE TAX -- CITY	667	70	(597)	5,333	10,813	5,479	135%	8,000		8,000	50
PILOT-FED HOUSING AUTHORITY	276	-	(276)	2,210	(0)	(2,210)	0%	3,315		3,315	-
PILOT-PLUM POINT ENERGY STATION	72,500	-	(72,500)	580,000	-	(580,000)	0%	870,000		870,000	871,751
PILOT-OTHER	-	-	-	-	86,450	86,450	N/A	-		-	-
A & P TAX REVENUE	2,667	3,797	1,130	21,333	29,964	8,631	94%	32,000		32,000	46,750
GAS FRANCHISE TAX	7,083	-	(7,083)	56,667	105,960	49,293	125%	85,000		85,000	99,683
TELEPHONE EXCISE TAX	1,667	-	(1,667)	13,333	-	(13,333)	0%	20,000		20,000	6,000
CABLE FRANCHISE TAX	1,667	1,319	(347)	13,333	12,173	(1,160)	61%	20,000		20,000	16,705
BUILDING PERMITS	167	382	215	1,333	6,878	5,545	344%	2,000		2,000	10,896
PLANNING COMMISSION FEES	8	-	(8)	67	10	(57)	10%	100		100	-
CODE RED CONTRIBUTIONS	(313)	-	313	(2,500)	-	2,500	0%	(3,750)		(3,750)	-
SALE OF ASSETS/EQUIPMENT	-	-	-	-	-	-	N/A	-		-	-
INTEREST INCOME	42	622	580	333	4,224	3,890	845%	500		500	678
HISTORICAL SOCIETY	-	-	-	-	-	-	N/A	-		-	-
COUNTY SALES TAX	108,333	134,553	26,220	866,667	1,198,686	332,020	92%	1,300,000		1,300,000	1,764,489
MISCELLANEOUS	-	-	-	-	319,634	319,634	N/A	-		-	1,233,719
GRANT INCOME	-	-	-	-	55,700	55,700	N/A	-		-	687,629
CITY SALES TAX	104,167	191,551	87,384	833,333	1,280,517	447,184	102%	1,250,000		1,250,000	1,571,422
RENT INCOME	312,561	-	(312,561)	2,500,489	21,176	(2,479,312)	1%	3,750,733		3,750,733	24,159
TOTAL REVENUES	680,658	350,812	(329,847)	5,445,265	3,656,642	(1,788,624)	45%	8,167,898			7,308,758
EXPENDITURES											
SALARIES OTHER	-	-	-	-	-	-	N/A	-		-	-
SALARIES DEPT MANAGERS	-	-	-	-	-	-	N/A	-		-	-
SALARIES ELECTED OFFICIALS	11,250	11,475	(225)	90,000	91,800	(1,800)	68%	135,000		135,000	138,002
TRAVEL & PUBLIC RELATIONS	417	2,972	(2,556)	3,333	3,386	(52)	68%	5,000		5,000	9,307
PAYROLL TAX	900	853	47	7,200	6,831	369	63%	10,800		10,800	10,115
GROUP INSURANCE	3,750	11,918	(8,168)	30,000	36,398	(6,398)	81%	45,000		45,000	57,240
PENSION EXPENSE	4,583	4,025	558	36,667	29,516	7,150	54%	55,000		55,000	49,504
ELECTED OFFICIALS RETIREMENT	-	-	-	-	-	-	N/A	-		-	-
TRAVEL & TRAINING EXPENSE	1,000	225	775	8,000	11,493	(3,493)	96%	12,000		12,000	11,100
EMPLOYEE RELATIONS	-	-	-	-	-	-	N/A	-		-	-
UNIFORM EXPENSE	-	-	-	-	-	-	N/A	-		-	-
MATERIALS AND SUPPLIES	2,500	9,138	(6,638)	20,000	112,728	(92,728)	376%	30,000		30,000	52,391
OFFICE EXPENSE	417	-	417	3,333	-	3,333	0%	5,000		5,000	3,423
PUBLISHING ORDINANCES & NOTICES	625	400	225	5,000	8,434	(3,434)	112%	7,500		7,500	6,605
TELEPHONE	292	-	292	2,333	254	2,079	7%	3,500		3,500	54,083
BUILDING EXPENSE	2,917	1,847	1,070	23,333	123,615	(100,281)	353%	35,000		35,000	24,769
UTILITIES	3,750	2,366	1,384	30,000	21,174	8,826	47%	45,000		45,000	49,513
RENT	83	-	83	667	-	667	0%	1,000		1,000	992
A & P EXPENSES	2,500	25,216	(22,716)	20,000	59,289	(39,289)	198%	30,000		30,000	54,947
INSURANCE	2,833	-	2,833	22,667	933	21,734	3%	34,000		34,000	66,143
DUES, MBRSHPS & SUBSCRIPTIONS	292	2,020	(1,728)	2,333	2,892	(559)	83%	3,500		3,500	4,276
UNEMPLOYMENT BENEFIT ASSMT	-	-	-	-	-	-	N/A	-		-	506
AUDIT FEES	-	-	-	-	-	-	N/A	-		-	-
LEGAL EXPENSES	1,667	5,581	(3,914)	13,333	20,326	(6,993)	102%	20,000		20,000	49,565
ADV. PROMOTIONS & DONATIONS	500	-	500	4,000	3,313	687	55%	6,000		6,000	5,130
LICENSES	21	-	21	167	185	(18)	74%	250		250	-
IMMUNIZATIONS & PHYSICALS	-	-	-	-	-	-	N/A	-		-	311
REPAIRS & MAINTENANCE - VEH & EQ	100	-	100	800	291	509	24%	1,200		1,200	57
OPERATING EXPENSES - VEHICLES	-	-	-	-	-	-	N/A	-		-	59,053
ELECTION EXPENSE	-	-	-	-	3,715	(3,715)	N/A	-		-	5,849
EQUIPMENT PURCHASES	2,500	-	2,500	20,000	1,322	18,678	4%	30,000		30,000	320
HEADSTART BLDG EXPENSE	-	-	-	-	-	-	N/A	-		-	-
ROSENWALD BLDG EXPENSE	625	388	237	5,000	2,235	2,765	30%	7,500		7,500	8,150
SR CITIZEN BLDG EXPENSE	417	163	254	3,333	12,734	(9,400)	255%	5,000		5,000	19,165
SCOUT HUT EXPENSE	-	-	-	-	-	-	N/A	-		-	11,348
COSTON BLDG EXPENSE	125	184	(59)	1,000	1,747	(747)	116%	1,500		1,500	2,201
PLANNING COMMISSION EXPENSE	17	-	17	133	-	133	0%	200		200	314
CONSULTING SERVICES	11,042	8,920	2,122	88,333	80,771	7,563	61%	132,500	20,000	152,500	26,102
COMMERCIAL INCENTIVES	-	12,250	(12,250)	-	27,750	(27,750)	N/A	-	41,000	41,000	12,000
GRANT EXPENSE	-	-	-	-	-	-	N/A	-		-	-
CAPITAL LEASE PAYMENTS	-	-	-	-	-	-	N/A	-		-	(155)
ABANDONED/CONDEMNED PROP EXP	-	(50)	50	-	4,380	(4,380)	N/A	-		-	13,720
MISCELLANEOUS	310,478	-	310,478	2,483,822	11,792	2,472,030	0%	3,725,733		3,725,733	5,535
TOTAL EXPENDITURES	365,599	99,891	265,708	2,924,789	679,303	2,245,486	15%	4,387,183	61,000	4,448,183	812,081
IMPACT TO SURPLUS	315,060	250,921	(64,138)	2,520,477	2,977,339	456,862	79%	3,780,715			4,680,394

CITY OF OSCEOLA
BUDGET TO ACTUAL COMPARISON
POLICE DEPARTMENT

August 2023	Current Month			Year to Date			Elapsed	Annual	Prev Yr
	Budget	Actual	Var (+) (-)	Budget	Actual	Var (+) (-)	67%	Budget	Actual
REVENUES									
FINES AND FOREFEITURES	25,000	(16,088)	(41,088)	200,000	320,574	120,574	107%	300,000	239,699
OPD RECEIPTS	167	-	(167)	1,333	-	(1,333)	0%	2,000	-
JAIL RECEIPTS	8,333	291	(8,042)	66,667	34,665	(32,002)	35%	100,000	118,105
GRANT INCOME	8,333	-	(8,333)	66,667	121,530	54,863	122%	100,000	91,503
TOTAL REVENUES	41,833	(15,797)	(57,630)	334,667	476,769	142,102	95%	502,000	449,307
EXPENDITURES									
SALARIES STAFF	137,500	139,738	(2,238)	1,100,000	1,044,392	55,608	63%	1,650,000	1,584,762
SALARIES DEPT MANAGER	-	-	-	-	-	-	N/A	-	-
SALARIES - HOLIDAY PAY	-	-	-	-	-	-	N/A	-	-
SALARIES - GRANT/OPD	(5,000)	-	(5,000)	(40,000)	-	(40,000)	0%	(60,000)	-
AUXILIARY POLICE	167	65	101	1,333	734	599	37%	2,000	3,151
PAYROLL TAX	11,000	10,386	614	88,000	78,400	9,600	59%	132,000	118,201
GROUP INSURANCE	11,250	21,462	(10,212)	90,000	68,641	21,359	51%	135,000	102,472
PENSION EXPENSE	15,125	25,588	(10,463)	121,000	184,608	(63,608)	102%	181,500	167,701
TRAVEL & TRAINING EXPENSE	833	1,238	(405)	6,667	4,994	1,673	50%	10,000	7,821
SAFETY SUPPLIES	-	143	(143)	-	1,214	(1,214)	N/A	-	2,000
EMPLOYEE RELATIONS	-	-	-	-	-	-	N/A	-	190
UNIFORM EXPENSE	1,667	245	1,421	13,333	12,761	572	64%	20,000	22,013
UNIFORM LAUNDRY	-	147	(147)	-	449	(449)	N/A	-	773
MATERIALS AND SUPPLIES	4,167	11,794	(7,627)	33,333	30,119	3,214	60%	50,000	48,753
TELEPHONE	2,917	2,891	25	23,333	20,195	3,138	58%	35,000	40,661
BUILDING EXPENSE	125	660	(535)	1,000	1,688	(688)	113%	1,500	1,427
UTILITIES	625	578	47	5,000	6,040	(1,040)	81%	7,500	6,790
INSURANCE	2,500	-	2,500	20,000	8,284	11,716	28%	30,000	36,064
DUES, MBRSHPS & SUBSCRIPTIONS	2,083	283	1,800	16,667	5,852	10,815	23%	25,000	5,901
IMMUNIZATIONS & PHYSICALS	417	1,422	(1,005)	3,333	3,289	44	66%	5,000	6,316
REPAIRS & MAINTENANCE - VEH & EQ	4,167	3,087	1,079	33,333	37,828	(4,495)	76%	50,000	61,377
OPERATING EXPENSES - VEHICLES	4,583	9,445	(4,862)	36,667	56,895	(20,228)	103%	55,000	50,232
EQUIPMENT RENTAL	-	-	-	-	-	-	N/A	-	460
EQUIPMENT PURCHASES	20,833	386	20,447	166,667	41,139	125,527	16%	250,000	50,991
GRANT EXPENSE	-	-	-	-	-	-	N/A	-	-
MISCELLANEOUS	-	(9,200)	9,200	-	(23,126)	23,126	N/A	-	11,448
TOTAL EXPENDITURES	214,958	220,358	(5,400)	1,719,667	1,584,396	135,271	61%	2,579,500	2,329,504
IMPACT TO SURPLUS	(173,125)	(236,155)	(63,030)	(1,385,000)	(1,107,627)	277,373	53%	(2,077,500)	(1,825,818)

CITY OF OSCEOLA
BUDGET TO ACTUAL COMPARISON
FIRE DEPARTMENT

August 2023	Current Month			Year to Date			Elapsed	Annual	Prev Yr
	Budget	Actual	Var (+) (-)	Budget	Actual	Var (+) (-)	67%	Budget	Actual
REVENUES									
CONTRACT TRAINING RECEIPTS	-	8,332	8,332	-	33,328	33,328	N/A	-	54,158
GRANT INCOME	16,667	-	(16,667)	133,333	150,000	16,667	75%	200,000	51,379
TOTAL REVENUES	16,667	8,332	(8,335)	133,333	183,328	49,995	92%	200,000	105,537
EXPENDITURES									
SALARIES STAFF	73,750	74,380	(630)	590,000	602,256	(12,256)	68%	885,000	888,450
SALARIES DEPT MANAGER	-	-	-	-	-	-	N/A	-	-
SALARIES - HOLIDAY PAY	-	-	-	-	-	-	N/A	-	-
FIRE SCRIPT REDEEMED	1,000	1,686	(686)	8,000	8,108	(108)	68%	12,000	16,615
PAYROLL TAX	1,475	1,258	217	11,800	11,400	400	64%	17,700	16,358
GROUP INSURANCE	6,000	5,916	84	48,000	37,942	10,058	53%	72,000	49,354
PENSION EXPENSE	10,667	18,083	(7,416)	85,333	133,208	(47,875)	104%	128,000	131,160
TRAVEL & TRAINING EXPENSE	333	-	333	2,667	260	2,406	7%	4,000	4,283
SAFETY SUPPLIES	83	-	83	667	261	405	26%	1,000	699
EMPLOYEE RELATIONS	-	-	-	-	-	-	N/A	-	-
UNIFORM EXPENSE	625	734	(109)	5,000	5,518	(518)	74%	7,500	6,831
UNIFORM LAUNDRY	-	-	-	-	-	-	N/A	-	-
MATERIALS AND SUPPLIES	1,667	2,554	(888)	13,333	31,791	(18,457)	159%	20,000	87,281
TELEPHONE	1,667	163	1,504	13,333	4,418	8,915	22%	20,000	8,434
BUILDING EXPENSE	583	96	488	4,667	9,567	(4,901)	137%	7,000	5,659
UTILITIES	708	672	37	5,667	9,293	(3,626)	109%	8,500	17,270
INSURANCE	4,167	-	4,167	33,333	46,678	(13,345)	93%	50,000	39,351
DUES, MBRSHPS & SUBSCRIPTIONS	33	-	33	267	300	(34)	75%	400	260
LICENSES	-	-	-	-	52	(52)	N/A	-	-
IMMUNIZATIONS & PHYSICALS	167	616	(449)	1,333	1,404	(71)	70%	2,000	4,492
REPAIRS & MAINTENANCE - VEH & EQ	1,833	-	1,833	14,667	25,211	(10,544)	115%	22,000	20,087
OPERATING EXPENSES - VEHICLES	1,500	4,326	(2,826)	12,000	13,706	(1,706)	76%	18,000	15,809
EQUIPMENT RENTAL	1,833	249	1,584	14,667	16,463	(1,796)	75%	22,000	17,775
EQUIPMENT PURCHASES	13,824	-	13,824	110,590	298,917	(188,327)	180%	165,885	24,415
GRANT EXPENSE	-	-	-	-	-	-	N/A	-	-
CAPITAL LEASE PAYMENTS	4,167	-	4,167	33,333	-	33,333	0%	50,000	-
MISCELLANEOUS	-	-	-	-	(5,000)	5,000	N/A	-	-
TOTAL EXPENDITURES	126,082	110,731	15,351	1,008,657	1,251,754	(243,097)	83%	1,512,985	1,354,583
IMPACT TO SURPLUS	(109,415)	(102,399)	7,017	(875,323)	(1,068,426)	(193,102)	81%	(1,312,985)	(1,180,716)

CITY OF OSCEOLA
BUDGET TO ACTUAL COMPARISON
OPAR

August 2023	Current Month			Year to Date			Elapsed	Annual	Prev Yr
	Budget	Actual	Var (+) (-)	Budget	Actual	Var (+) (-)	67%	Budget	Actual
REVENUES									
ADMISSION FEES	7,917	11,602	3,686	63,333	94,701	31,367	100%	95,000	112,797
GRANT INCOME	6,250	-	(6,250)	50,000	-	(50,000)	0%	75,000	-
TOTAL REVENUES	14,167	11,602	(2,564)	113,333	94,701	(18,633)	56%	170,000	112,797
EXPENDITURES									
SALARIES STAFF	32,500	29,191	3,309	260,000	245,300	14,700	63%	390,000	378,659
SALARIES DEPT MANAGER	-	-	-	-	-	-	N/A	-	-
SUMMER WORKERS	1,458	-	1,458	11,667	-	11,667	0%	17,500	-
TEMP SERVICE WAGES	833	19,173	(18,340)	6,667	34,758	(28,091)	348%	10,000	17,633
PAYROLL TAX	2,600	2,122	478	20,800	18,358	2,442	59%	31,200	27,524
GROUP INSURANCE	2,500	6,756	(4,256)	20,000	19,949	51	66%	30,000	30,027
PENSION EXPENSE	458	483	(25)	3,667	4,100	(433)	75%	5,500	6,085
TRAVEL & TRAINING EXPENSE	1,000	-	1,000	8,000	-	8,000	0%	12,000	-
SAFETY SUPPLIES	250	-	250	2,000	903	1,097	30%	3,000	2,985
EMPLOYEE RELATIONS	-	-	-	-	-	-	N/A	-	-
UNIFORM EXPENSE	-	-	-	-	-	-	N/A	-	-
MATERIALS AND SUPPLIES	8,583	7,454	1,130	68,667	64,730	3,937	63%	103,000	73,967
TELEPHONE	417	247	170	3,333	1,989	1,344	40%	5,000	3,717
BUILDING EXPENSE	2,917	5,165	(2,248)	23,333	21,750	1,584	62%	35,000	35,687
UTILITIES	2,958	2,716	242	23,667	19,076	4,590	54%	35,500	34,072
INSURANCE	625	-	625	5,000	7,181	(2,181)	96%	7,500	16,735
DUES, MBRSHPS & SUBSCRIPTIONS	167	-	167	1,333	914	419	46%	2,000	554
ADV, PROMOTIONS & DONATIONS	167	-	167	1,333	-	1,333	0%	2,000	-
LICENSES	167	-	167	1,333	75	1,258	4%	2,000	-
IMMUNIZATIONS & PHYSICALS	42	-	42	333	185	148	37%	500	263
REPAIRS & MAINTENANCE - VEH & EQ	2,083	1,356	727	16,667	6,902	9,764	28%	25,000	30,258
OPERATING EXPENSES - VEHICLES	1,667	868	799	13,333	6,601	6,732	33%	20,000	16,788
EQUIPMENT RENTAL	-	-	-	-	-	-	N/A	-	8,255
EQUIPMENT PURCHASES	12,500	-	12,500	100,000	-	100,000	0%	150,000	-
ATHLETIC EQUIPMENT	3,333	1,066	2,268	26,667	20,696	5,971	52%	40,000	38,615
GRANT EXPENSE	-	-	-	-	-	-	N/A	-	-
CAPITAL LEASE PAYMENTS	2,083	1,181	902	16,667	19,105	(2,438)	76%	25,000	33,633
Fireworks Grant	-	-	-	-	-	-	N/A	-	-
TOTAL EXPENDITURES	79,308	77,778	1,530	634,467	492,571	141,896	52%	951,700	755,457
IMPACT TO SURPLUS	(65,142)	(66,176)	(1,034)	(521,133)	(397,870)	123,263	51%	(781,700)	(579,197)

CITY OF OSCEOLA
BUDGET TO ACTUAL COMPARISON
MUNICIPAL COURT

August 2023	Current Month			Year to Date			Elapsed	Annual	Prev Yr
	Budget	Actual	Var (+) (-)	Budget	Actual	Var (+) (-)	67%	Budget	Actual
EXPENDITURES									
OTHER ADMIN SALARIES	-	-	-	-	-	-	N/A	-	-
JUDGE'S SALARY	2,500	2,444	56	20,000	19,550	450	65%	30,000	31,769
CLERK'S SALARY	9,290	8,255	1,035	74,320	68,423	5,897	61%	111,480	100,942
PART TIME CLERK	-	-	-	-	-	-	N/A	-	-
PAYROLL TAX	943	624	319	7,545	5,333	2,212	47%	11,318	7,286
GROUP INSURANCE	833	809	24	6,667	2,157	4,510	22%	10,000	7,601
PENSION EXPENSE	-	-	-	-	-	-	N/A	-	-
CITY POLICE PENSION FUND	-	-	-	-	-	-	N/A	-	-
TRAVEL & TRAINING EXPENSE	167	361	(195)	1,333	735	598	37%	2,000	678
EMPLOYEE RELATIONS	-	-	-	-	-	-	N/A	-	-
UNIFORM EXPENSE	-	-	-	-	-	-	N/A	-	-
MATERIALS AND SUPPLIES	167	-	167	1,333	905	429	45%	2,000	3,339
TELEPHONE	-	-	-	-	-	-	N/A	-	122
BUILDING EXPENSE	-	-	-	-	-	-	N/A	-	-
UTILITIES	-	-	-	-	-	-	N/A	-	-
INSURANCE	-	-	-	-	-	-	N/A	-	-
DUES, MBRSHPS & SUBSCRIPTIONS	-	-	-	-	150	(150)	N/A	-	307
IMMUNIZATIONS & PHYSICALS	-	-	-	-	77	(77)	N/A	-	147
REPAIRS & MAINT VEH & EQUIP	-	-	-	-	57	(57)	N/A	-	-
MISCELLANEOUS (COUNTY REIMB)	(5,000)	2,420	(7,420)	(40,000)	(7,474)	(32,526)	12%	(60,000)	(43,922)
TOTAL EXPENDITURES	8,900	14,914	(6,014)	71,199	89,914	(18,715)	84%	106,798	108,269
IMPACT TO SURPLUS	(8,900)	(14,914)	(6,014)	(71,199)	(89,914)	(18,715)	84%	(106,798)	(108,878)

CITY OF OSCEOLA
BUDGET TO ACTUAL COMPARISON
JAIL DEPARTMENT

August 2023	Current Month			Year to Date			Elapsed	Annual	Prev Yr
	Budget	Actual	Var (+) (-)	Budget	Actual	Var (+) (-)	67%	Budget	Actual
EXPENDITURES									
SALARIES	14,583	13,598	985	116,667	109,207	7,460	62%	175,000	171,739
SALARIES - HOLIDAY PAY	-	-	-	-	-	-	N/A	-	-
TEMP SERVICE WAGES	4,167	6,602	(2,436)	33,333	75,228	(41,894)	150%	50,000	52,582
PAYROLL TAX	1,167	1,010	157	9,333	8,810	524	63%	14,000	12,920
GROUP INSURANCE	1,250	6,375	(5,125)	10,000	22,566	(12,566)	150%	15,000	27,970
PENSION EXPENSE	104	148	(44)	833	1,631	(798)	130%	1,250	2,963
TRAVEL & TRAINING	167	250	(83)	1,333	310	1,023	16%	2,000	940
EMPLOYEE RELATIONS	-	-	-	-	-	-	N/A	-	-
UNIFORM EXPENSE	83	-	83	667	-	667	0%	1,000	221
UNIFORM LAUNDRY	-	-	-	-	-	-	N/A	-	-
MATERIALS AND SUPPLIES	3,333	17,402	(14,069)	26,667	70,853	(44,187)	177%	40,000	110,343
TELEPHONE	-	-	-	-	-	-	N/A	-	-
BUILDING EXPENSE	-	3,249	(3,249)	-	7,314	(7,314)	N/A	-	13,294
UTILITIES	1,733	645	1,088	13,867	5,767	8,100	28%	20,800	8,748
INSURANCE	17	-	17	133	137	(3)	68%	200	263
IMMUNIZATIONS & PHYSICALS	83	967	(884)	667	1,594	(927)	159%	1,000	2,934
REPAIRS & MAINTENANCE - VEH & EQ	-	-	-	-	68	(68)	N/A	-	5
JAIL MAINTENANCE FUND	2,083	5,578	(3,495)	16,667	26,456	(9,789)	106%	25,000	23,770
INMATE MEDICAL	21	-	21	167	101	65	41%	250	910
EQUIPMENT RENTAL	-	-	-	-	-	-	N/A	-	409
EQUIPMENT PURCHASES	-	1,159	(1,159)	-	1,225	(1,225)	N/A	-	255
TOTAL EXPENDITURES	28,792	56,984	(28,192)	230,333	331,267	(100,934)	96%	345,500	430,266
IMPACT TO SURPLUS	(28,792)	(56,984)	(28,192)	(230,333)	(331,267)	(100,934)	96%	(345,500)	(310,739)

CITY OF OSCEOLA
BUDGET TO ACTUAL COMPARISON
GOLF COURSE

August 2023	Current Month			Year to Date			Elapsed	Annual	Prev Yr
	Budget	Actual	Var (+) (-)	Budget	Actual	Var (+) (-)	67%	Budget	Actual
REVENUES									
GOLF COURSE MEMBERSHIP FEES	3,750	2,225	(1,525)	30,000	25,940	(4,060)	58%	45,000	41,438
GREEN FEES	68	-	(68)	543	-	(543)	0%	815	3,005
CART SHED RENTALS	708	680	(28)	5,667	5,000	(667)	59%	8,500	7,405
PRO SHOP SALES	96	-	(96)	767	-	(767)	0%	1,150	-
SALE OF EQUIPMENT	-	-	-	-	-	-	N/A	-	-
MISCELLANEOUS	-	-	-	-	-	-	N/A	-	1,500
TOTAL REVENUES	4,622	2,905	(1,717)	36,977	30,940	(6,037)	56%	55,465	53,348
EXPENDITURES									
SALARIES	8,167	4,468	3,699	65,333	38,717	26,616	40%	98,000	102,654
TEMP SERVICE WAGES	3,333	15,064	(11,731)	26,667	51,000	(24,333)	127%	40,000	38,331
PAYROLL TAX	653	335	318	5,227	3,026	2,200	39%	7,840	7,686
GROUP INSURANCE	833	745	89	6,667	2,544	4,123	25%	10,000	7,945
PENSION EXPENSE	273	223	49	2,180	1,895	285	58%	3,270	3,910
TRAVEL & TRAINING	-	-	-	-	-	-	N/A	-	-
SAFETY SUPPLIES	-	-	-	-	-	-	N/A	-	-
EMPLOYEE RELATIONS	-	-	-	-	-	-	N/A	-	-
UNIFORM EXPENSE	-	-	-	-	-	-	N/A	-	-
MATERIALS AND SUPPLIES	3,750	1,024	2,726	30,000	42,543	(12,543)	95%	45,000	46,317
TELEPHONE	208	204	4	1,667	2,272	(606)	91%	2,500	2,949
COST OF GOODS - PRO SHOP	-	-	-	-	-	-	N/A	-	-
BUILDING EXPENSE	-	-	-	-	(0)	0	N/A	-	65,149
UTILITIES	475	1,222	(747)	3,800	7,609	(3,809)	133%	5,700	5,942
RENT	-	-	-	-	-	-	N/A	-	-
INSURANCE	500	-	500	4,000	5,130	(1,130)	85%	6,000	6,047
DUES, MBRSHPS & SUBSCRIPTIONS	-	-	-	-	216	(216)	N/A	-	-
ADV, PROMOTIONS & DONATIONS	-	-	-	-	-	-	N/A	-	-
IMMUNIZATIONS & PHYSICALS	-	-	-	-	-	-	N/A	-	-
REPAIRS & MAINTENANCE - VEH & EQ	1,042	395	647	8,333	11,976	(3,642)	96%	12,500	12,782
OPERATING EXPENSES - VEHICLES	1,250	1,355	(105)	10,000	4,715	5,285	31%	15,000	11,491
EQUIPMENT RENTAL	42	-	42	333	-	333	0%	500	660
EQUIPMENT PURCHASES	417	-	417	3,333	-	3,333	0%	5,000	-
CAPITAL LEASE PAYMENTS	2,917	-	2,917	23,333	11,136	12,197	32%	35,000	20,962
TOTAL EXPENDITURES	23,859	25,036	(1,176)	190,873	182,778	8,095	64%	286,310	332,825
IMPACT TO SURPLUS	(19,237)	(22,130)	(2,893)	(153,897)	(151,838)	2,058	66%	(230,845)	(186,393)

CITY OF OSCEOLA
BUDGET TO ACTUAL COMPARISON
CODE ENFORCEMENT

August 2023	Current Month			Year to Date			Elapsed	Annual	Prev Yr
	Budget	Actual	Var (+) (-)	Budget	Actual	Var (+) (-)	67%	Budget	Actual
EXPENDITURES									
SALARIES	10,417	5,385	5,032	83,333	51,671	31,662	41%	125,000	99,578
SALARIES - HOLIDAY PAY	-	-	-	-	-	-	N/A	-	-
TEMP SERVICE WAGES	-	-	-	-	-	-	N/A	-	616
PAYROLL TAX	833	77	756	6,667	1,415	5,251	14%	10,000	6,174
GROUP INSURANCE	733	3,373	(2,640)	5,867	12,796	(6,929)	145%	8,800	11,499
PENSION EXPENSE	-	-	-	-	-	-	N/A	-	-
TRAVEL & TRAINING	417	-	417	3,333	958	2,376	19%	5,000	220
EMPLOYEE RELATIONS	-	-	-	-	-	-	N/A	-	-
UNIFORM EXPENSE	-	-	-	-	-	-	N/A	-	139
UNIFORM LAUNDRY	-	-	-	-	-	-	N/A	-	-
MATERIALS AND SUPPLIES	833	640	193	6,667	8,806	(2,140)	88%	10,000	24,514
LICENSES	-	-	-	-	2,780	(2,780)	N/A	-	5,450
BUILDING EXPENSE	-	-	-	-	-	-	N/A	-	-
UTILITIES	-	108	(108)	-	324	(324)	N/A	-	-
INSURANCE	-	-	-	-	-	-	N/A	-	-
IMMUNIZATIONS & PHYSICALS	-	-	-	-	64	(64)	N/A	-	-
OPERATING EXPENSES - VEHICLE	833	1,314	(481)	6,667	5,908	758	59%	10,000	12,614
JAIL MAINTENANCE FUND	-	-	-	-	-	-	N/A	-	-
MISCELLANEOUS	-	-	-	-	-	-	N/A	-	5,026
CONDEMNED PROPERTY	11,667	-	11,667	93,333	-	93,333	0%	140,000	-
EQUIPMENT PURCHASES	4,000	-	4,000	32,000	-	32,000	0%	48,000	10,246
TOTAL EXPENDITURES	29,733	10,897	18,836	237,867	84,722	153,144	24%	356,800	176,076
IMPACT TO SURPLUS	(29,733)	(10,897)	18,836	(237,867)	(84,722)	153,144	24%	(356,800)	(142,291)

CITY OF OSCEOLA
BUDGET TO ACTUAL COMPARISON
ANIMAL CONTROL

August 2023	Current Month			Year to Date			Elapsed	Annual	Prev Yr
	Budget	Actual	Var (+) (-)	Budget	Actual	Var (+) (-)	67%	Budget	Actual
REVENUES									
ANIMAL SHELTER RECEIPTS	208	-	(208)	1,667	535	(1,132)	21%	2,500	1,689
GRANT INCOME	-	-	-	-	-	-	N/A	-	-
TOTAL REVENUES	208	-	(208)	1,667	535	(1,132)	21%	2,500	1,689
EXPENDITURES									
SALARIES	6,667	5,100	1,567	53,333	50,291	3,042	63%	80,000	85,855
TEMP SERVICE WAGES	1,250	3,804	(2,554)	10,000	7,625	2,375	51%	15,000	19,982
PAYROLL TAX	533	384	149	4,267	3,974	293	62%	6,400	6,462
GROUP INSURANCE	500	797	(297)	4,000	2,543	1,457	42%	6,000	3,793
PENSION EXPENSE	104	106	(1)	833	891	(57)	71%	1,250	1,076
TRAVEL & TRAINING EXPENSE	21	62	(41)	167	62	105	25%	250	-
SAFETY SUPPLIES	17	-	17	133	-	133	0%	200	-
EMPLOYEE RELATIONS	-	-	-	-	-	-	N/A	-	-
UNIFORM EXPENSE	42	-	42	333	516	(182)	103%	500	288
MATERIALS AND SUPPLIES	-	4,138	(4,138)	-	15,117	(15,117)	N/A	-	20,298
TELEPHONE	817	247	570	6,533	2,319	4,215	24%	9,800	3,430
VET BILLS	625	-	625	5,000	3,977	1,023	53%	7,500	7,288
BUILDING EXPENSE	208	-	208	1,667	3,437	(1,771)	137%	2,500	6,064
UTILITIES	300	1,272	(972)	2,400	3,299	(899)	92%	3,600	3,369
INSURANCE	125	196	(71)	1,000	680	320	45%	1,500	1,753
DUES, MBRSHPS & SUBSCRIPTIONS	-	-	-	-	99	(99)	N/A	-	-
ADV, PROMOTIONS & DONATIONS	-	-	-	-	-	-	N/A	-	-
IMMUNIZATIONS & PHYSICALS	21	-	21	167	32	135	13%	250	77
REPAIRS & MAINTENANCE - VEH & EQ	125	193	(68)	1,000	686	314	46%	1,500	3,468
OPERATING EXPENSES - VEHICLES	250	220	30	2,000	1,919	81	64%	3,000	3,943
EQUIPMENT PURCHASES	2,917	-	2,917	23,333	-	23,333	0%	35,000	549
TOTAL EXPENDITURES	14,521	16,518	(1,997)	116,167	97,466	18,700	56%	174,250	167,695
IMPACT TO SURPLUS	(14,313)	(16,518)	(2,206)	(114,500)	(96,931)	17,569	56%	(171,750)	(128,043)

CITY OF OSCEOLA
BUDGET TO ACTUAL COMPARISON
AIRPORT

August 2023	Current Month			Year to Date			Elapsed	Annual	Prev Yr
	Budget	Actual	Var (+) (-)	Budget	Actual	Var (+) (-)	67%	Budget	Actual
REVENUES									
SALES/INTEREST	-	434	434	-	10,951	10,951	N/A	-	100,154
TOTAL REVENUES	-	434	434	-	10,951	10,951	N/A	-	100,154
EXPENDITURES									
SALARIES	-	-	-	-	-	-	N/A	-	-
PAYROLL TAX	-	-	-	-	-	-	N/A	-	-
GROUP INSURANCE	-	-	-	-	-	-	N/A	-	15
MATERIALS AND SUPPLIES	-	-	-	-	13,584	(13,584)	N/A	-	2,321
CHEM & SUPPLIES/SPRAY CONTRACT	-	-	-	-	-	-	N/A	-	-
BUILDING EXPENSE	625	15	610	5,000	94	4,906	1%	7,500	89,107
INSURANCE	42	-	42	333	-	333	0%	500	77
GRANT EXPENSE	-	-	-	-	-	-	N/A	-	-
OPERATING EXPENSES - VEHICLES	-	-	-	-	-	-	N/A	-	-
DEPRECIATION EXPENSE	-	-	-	-	-	-	N/A	-	-
TOTAL EXPENDITURES	667	15	652	5,333	13,678	(8,344)	171%	8,000	91,520
IMPACT TO SURPLUS	(667)	419	1,086	(5,333)	(2,727)	2,607	34%	(8,000)	17,125

CITY OF OSCEOLA
BUDGET TO ACTUAL COMPARISON
STREET DEPARTMENT

August 2023	Current Month			Year to Date			Elapsed	Annual
	Budget	Actual	Var (+) (-)	Budget	Actual	Var (+) (-)	67%	Budget
REVENUES								
DEBRIS REMOVAL	-	100	100	-	400	400	N/A	-
SALES OF EQUIPMENT	-	-	-	-	-	-	N/A	-
STREET REVENUE TURNBACK	50,000	47,845	(2,155)	400,000	392,012	(7,988)	65%	600,000
MILLAGE TAX ALLOCATION	-	-	-	-	-	-	N/A	-
INTEREST INCOME	3	24	21	27	160	134	401%	40
MISCELLANEOUS	7,917	-	(7,917)	63,333	95,017	31,683	100%	95,000
TOTAL REVENUES	57,920	47,969	(9,951)	463,360	487,589	24,229	70%	695,040
EXPENDITURES								
SALARIES STAFF	36,667	32,133	4,534	293,333	252,345	40,989	57%	440,000
SALARIES DEPT MANAGER	-	-	-	-	-	-	N/A	-
TEMP SERVICE WAGES	4,167	10,826	(6,659)	33,333	63,617	(30,283)	127%	50,000
PAYROLL TAX	2,933	2,376	557	23,467	19,157	4,309	54%	35,200
GROUP INSURANCE	3,333	5,992	(2,659)	26,667	19,249	7,417	48%	40,000
PENSION EXPENSE	625	100	525	5,000	1,724	3,276	23%	7,500
TRAVEL & TRAINING EXPENSE	83	510	(427)	667	710	(43)	71%	1,000
SAFETY SUPPLIES	208	143	65	1,667	1,445	222	58%	2,500
EMPLOYEE RELATIONS	-	-	-	-	-	-	N/A	-
UNIFORM EXPENSE	267	1,235	(968)	2,133	9,364	(7,231)	293%	3,200
MATERIALS AND SUPPLIES	1,667	1,792	(125)	13,333	12,711	622	64%	20,000
TELEPHONE	583	330	253	4,667	2,547	2,119	36%	7,000
BUILDING EXPENSE	833	324	509	6,667	6,861	(194)	69%	10,000
UTILITIES	417	1,474	(1,058)	3,333	6,573	(3,240)	131%	5,000
INSURANCE	2,500	-	2,500	20,000	14,211	5,789	47%	30,000
DUES, MBRSHPS & SUBSCRIPTIONS	21	-	21	167	201	(35)	81%	250
ADV, PROMOTIONS & DONATIONS	-	-	-	-	-	-	N/A	-
LICENSES	-	-	-	-	24	(24)	N/A	-
IMMUNIZATIONS & PHYSICALS	83	132	(49)	667	788	(121)	79%	1,000
REPAIRS & MAINTENANCE - VEH EQ	5,000	183	4,817	40,000	46,633	(6,633)	78%	60,000
OPERATING EXPENSES - VEHICLES	4,583	14,590	(10,007)	36,667	29,243	7,423	53%	55,000
EQUIPMENT RENTAL	-	-	-	-	-	-	N/A	-
EQUIPMENT PURCHASES	4,667	-	4,667	37,333	-	37,333	0%	56,000
ASPHALT	208	-	208	1,667	-	1,667	0%	2,500
GRAVEL	83	-	83	667	385	282	39%	1,000
CULVERTS & DRAINS, ETC.	125	-	125	1,000	-	1,000	0%	1,500
STREET REPAIR - CONTRACT	16,667	210	16,457	133,333	102,702	30,631	51%	200,000
STREET PAINTING	42	-	42	333	-	333	0%	500
SIGNS	208	-	208	1,667	-	1,667	0%	2,500
DUMPING - DISPOSAL	5,417	19,318	(13,901)	43,333	52,732	(9,399)	81%	65,000
CAPITAL LEASE PAYMENTS	-	-	-	-	-	-	N/A	-
MISCELLANEOUS	833	-	833	6,667	160	6,507	2%	10,000
TOTAL EXPENDITURES	92,221	91,669	552	737,767	643,385	94,382	58%	1,106,650
IMPACT TO SURPLUS	(34,301)	(43,700)	(9,399)	(274,407)	(155,796)	118,611	38%	(411,610)

CITY OF OSCEOLA
BUDGET TO ACTUAL COMPARISON
SANITATION DEPARTMENT

August 2023	Current Month			Year to Date			Elapsed	Annual	Prev Yr
	Budget	Actual	Var (+) (-)	Budget	Actual	Var (+) (-)	67%	Budget	Actual
REVENUES									
SALES	70,833	72,738	1,905	566,667	513,250	(53,416)	60%	850,000	838,749
DEBRIS REMOVAL	-	-	-	-	-	-	N/A	-	686
INTEREST INCOME	4	10	6	33	72	38	144%	50	37
MISCELLANEOUS	-	437	437	-	1,300	1,300	N/A	-	3,352
TOTAL REVENUES	70,838	73,185	2,348	566,700	514,622	(52,078)	61%	850,050	842,824
EXPENDITURES									
SALARY SUPERVISOR	-	-	-	-	-	-	N/A	-	-
WAGES - GARBAGE COLLECTIONS	25,000	21,554	3,446	200,000	199,639	361	67%	300,000	350,865
TEMP SERVICE WAGES	3,750	7,404	(3,654)	30,000	35,983	(5,983)	80%	45,000	59,564
PAYROLL TAX	2,000	1,592	408	16,000	15,825	175	66%	24,000	25,995
GROUP INSURANCE	2,917	6,095	(3,178)	23,333	18,499	4,834	53%	35,000	22,945
PENSION EXPENSE	875	875	-	7,000	7,440	(440)	71%	10,500	11,141
TRAVEL & TRAINING EXPENSE	63	-	63	500	274	226	36%	750	-
SAFETY SUPPLIES	417	560	(143)	3,333	720	2,613	14%	5,000	2,297
EMPLOYEE RELATIONS	-	-	-	-	-	-	N/A	-	-
UNIFORM EXPENSE	417	1,191	(774)	3,333	6,377	(3,044)	128%	5,000	10,833
MATERIALS AND SUPPLIES	2,583	1,643	940	20,667	11,538	9,129	37%	31,000	7,478
TELEPHONE	375	163	212	3,000	1,316	1,684	29%	4,500	2,327
BUILDING EXPENSE	333	-	333	2,667	2,502	165	63%	4,000	6,858
UTILITIES	208	560	(352)	1,667	1,120	546	45%	2,500	1,343
INSURANCE	1,875	-	1,875	15,000	20,676	(5,676)	92%	22,500	28,533
GARBAGE BAGS	1,667	(2,050)	3,717	13,333	(10,320)	23,653	-52%	20,000	(14,870)
ADV, PROMOTIONS & DONATIONS	-	-	-	-	-	-	N/A	-	-
LICENSES	83	-	83	667	-	667	0%	1,000	3,127
IMMUNIZATIONS & PHYSICALS	21	-	21	167	50	117	20%	250	442
REPAIRS & MAINTENANCE - VEH & EQ	1,667	(111)	1,778	13,333	17,004	(3,671)	85%	20,000	62,736
OPERATING EXPENSES - VEHICLES	3,750	11,500	(7,750)	30,000	37,567	(7,567)	83%	45,000	38,001
EQUIPMENT RENTAL	-	-	-	-	-	-	N/A	-	2,126
EQUIPMENT PURCHASES	-	-	-	-	-	-	N/A	-	2,165
DEPRECIATION EXPENSE	18,750	18,750	-	150,000	150,000	-	67%	225,000	198,000
DUMPING - DISPOSAL	14,583	4,794	9,789	116,667	117,537	(870)	67%	175,000	203,021
INTEREST EXPENSE	833	1,252	(419)	6,667	14,136	(7,469)	141%	10,000	39,693
CAPITAL LEASE PAYMENTS	-	-	-	-	-	-	N/A	-	8,693
MISCELLANEOUS	-	-	-	-	-	-	N/A	-	750
TOTAL EXPENDITURES	82,167	75,773	6,394	657,333	647,885	9,449	66%	986,000	1,074,063
IMPACT TO SURPLUS	(11,329)	(2,588)	11,329	(90,633)	(133,262)	(42,629)	98%	(135,950)	(179,628)

CITY OF OSCEOLA
BUDGET TO ACTUAL COMPARISON
COMPOSTING DEPARTMENT

August 2023	Current Month			Year to Date			Elapsed	Annual	Prev Yr
	Budget	Actual	Var (+) (-)	Budget	Actual	Var (+) (-)	67%	Budget	Actual
REVENUES									
SALES	-	-	-	-	-	-	N/A	-	-
TOTAL REVENUES	-	-	-	-	-	-	N/A	-	-
EXPENDITURES									
SALARIES	-	-	-	-	-	-	N/A	-	-
PAYROLL TAX	-	-	-	-	-	-	N/A	-	-
GROUP INSURANCE	-	-	-	-	-	-	N/A	-	-
PENSION EXPENSE	-	-	-	-	-	-	N/A	-	-
TRAVEL & TRAINING	-	-	-	-	-	-	N/A	-	-
SAFETY SUPPLIES	-	-	-	-	-	-	N/A	-	-
UNIFORM EXPENSE	-	-	-	-	-	-	N/A	-	-
MATERIALS AND SUPPLIES	21	-	21	167	-	167	0%	250	-
UTILITIES	-	-	-	-	-	-	N/A	-	-
INSURANCE	-	-	-	-	-	-	N/A	-	-
LICENSES	-	-	-	-	-	-	N/A	-	-
IMMUNIZAQTIONS & PHYSICALS	-	-	-	-	-	-	N/A	-	-
REPAIRS & MAINENANCE - VEH & EQ	83	-	83	667	-	667	0%	1,000	-
OPERATING EXPENSES -VEHICLES	21	-	21	167	-	167	0%	250	65
EQUIPMENT RENTAL	-	-	-	-	-	-	N/A	-	-
DEPRECIATION EXPENSE	-	-	-	-	-	-	N/A	-	-
TOTAL EXPENDITURES	125	-	125	1,000	-	1,000	0%	1,500	65
IMPACT TO SURPLUS	(125)	-	125	(1,000)	-	1,000	0%	(1,500)	(65)

CITY OF OSCEOLA
BUDGET TO ACTUAL COMPARISON
PEST CONTROL DEPARTMENT

August 2023	Current Month			Year to Date			Elapsed	Annual	Prev Yr
	Budget	Actual	Var (+) (-)	Budget	Actual	Var (+) (-)	67%	Budget	Actual
REVENUES									
SALES	9,000	9,768	768	72,000	67,660	(4,340)	63%	108,000	110,730
TOTAL REVENUES	9,000	9,768	768	72,000	67,660	(4,340)	63%	108,000	110,730
EXPENDITURES									
SALARIES	-	-	-	-	-	-	N/A	-	-
PAYROLL TAX	-	-	-	-	-	-	N/A	-	-
GROUP INSURANCE	-	-	-	-	-	-	N/A	-	-
MATERIALS AND SUPPLIES	42	-	42	333	-	333	0%	500	-
CHEM & SUPPLIES/SPRAY CONTRACT	9,583	7,875	1,708	76,667	55,128	21,538	48%	115,000	94,505
BUILDING EXPENSE	-	-	-	-	-	-	N/A	-	-
INSURANCE	-	-	-	-	-	-	N/A	-	-
REPAIRS & MAINTENANCE - VEH & EQ	-	-	-	-	-	-	N/A	-	-
OPERATING EXPENSES - VEHICLES	-	-	-	-	-	-	N/A	-	-
DEPRECIATION EXPENSE	-	-	-	-	-	-	N/A	-	-
TOTAL EXPENDITURES	9,625	7,875	1,750	77,000	55,128	21,872	48%	115,500	94,505
IMPACT TO SURPLUS	(625)	1,893	2,518	(5,000)	12,532	17,532	-167%	(7,500)	24,687

BALANCE SHEET

AS OF: AUGUST 31ST, 2023

01 -OSCEOLA LIGHT & POWER

ACCOUNT #	ACCOUNT DESCRIPTION	BALANCE
ASSETS		
=====		
01-102	FNBEA-OMLP SAVINGS(4591)	1,727,365.18
01-104	MISC CASH ACCOUNTS	4,643.10
01-105	REGIONS-OMLP GENERAL(0093)	75,168.30
01-106	FNBEA-OMLP GENERAL(9937)	4,602.53
01-107	CASHIER'S FUND	1,500.00
01-108	REGIONS-OMLP PAYROLL(5913)	810.39
01-110	ACCOUNTS RECEIVABLE	2,752,542.72
01-113	AMP ACCOUNTS RECEIVABLE	(1,233.11)
01-115	BANCORP-OMLP GENERAL(0473)	378,482.17
01-116	BANCORP-OMLP PAYROLL(9969)	7,077.43
01-118	FDA GRANT FUND (940216)	75.00
01-119	DRA GRANT FUND(940208)	75.00
01-122	INVENTORY - MATERIAL & SUPPLIE	966,290.68
01-127	SURPLUS UTILITY/COST OF ISSUAN	18,117.65
01-130	DUE TO/FROM OTHER FUNDS	1,280,517.09
01-140	2023 BOND FUND	118,924.03
01-142	2018 BOND FUND	289,297.90
01-143	2018 BOND PROJECT FUND	1,556,765.54
01-156	2007 BOND FUND	103,005.48
01-181	ELECTRIC POWER PLANT	25,048,017.09
01-182	ISES PLANT	5,848,880.87
01-183	WATER PLANT	9,901,788.58
01-184	RES FOR DEPR ELECT & WATER PLA	(30,919,432.32)
01-185	TOOLS AND EQUIPMENT	383,907.66
01-186	NEW SEWER SYSTEMS	9,895,572.28
01-187	NEW SEWER CONST CROMPTON	443,388.21
01-188	LAND PLANT SITE	203,970.50
01-189	AUTO & TRUCKS	2,420,929.51
01-190	RES FOR DEPR AUTO & TRUCKS	(2,437,735.55)
01-191	FURNITURE & FIXTURES	662,365.07
01-192	RES FOR DEPR F&F, TOOLS/EQUIP	(956,655.42)
		<u>29,879,023.56</u>

TOTAL ASSETS

29,879,023.56

=====

LIABILITIES

=====		
01-202	FEDERAL W/H PAYABLE	(106.64)
01-203	SOC SECURITY W/H PAYABLE	(99.45)
01-204	ARKANSAS W/H PAYABLE	(30.40)
01-205	GENERAL PENSION W/H	2,395.43
01-206	UNITED WAY W/H	5.00
01-207	GROUP INSURANCE W/H	162.13
01-208	UNIFORM W/H	12.00
01-210	PURCHASE POWER PAYABLE	1,042,126.00
01-214	GARNISHMENTS PAYABLE	(1,090.28)
01-215	UNAPPLIED CREDITS	16,735.60
01-216	REFUNDS PAYABLE	1,236.56
01-230	CUSTOMER DEPOSITS REFUNDABLE	334,719.54

CITY OF OSCEOLA
BALANCE SHEET
AS OF: AUGUST 31ST, 2023

01 -OSCEOLA LIGHT & POWER

ACCOUNT #	ACCOUNT DESCRIPTION	BALANCE	
01-236	ACCURED WAGES	(474.34)	
01-240	ACCURED SALES TAX	81,716.00	
01-261	2007 BOND PAYABLE	1,575,281.00	
01-276	2018 BOND PAYABLE	3,086,329.00	
01-277	2022 BOND PAYABLE (BRS)	911,159.89	
	TOTAL LIABILITIES		<u>7,050,077.04</u>
EQUITY			
=====			
01-290	RETAINED EARNINGS	22,039,442.36	
	TOTAL BEGINNING EQUITY	22,039,442.36	
	TOTAL REVENUE	11,310,008.33	
	TOTAL EXPENSES	<u>10,520,504.17</u>	
	TOTAL REVENUE OVER/(UNDER) EXPENSES	789,504.16	
	TOTAL EQUITY & REV. OVER/(UNDER) EXP.		<u>22,828,946.52</u>
	TOTAL LIABILITIES, EQUITY & REV.OVER/(UNDER) EXP.		29,879,023.56
			=====

CITY OF OSCEOLA
REVENUE & EXPENSE REPORT (UNAUDITED)
AS OF: AUGUST 31ST, 2023

01 -OSCEOLA LIGHT & POWER
FINANCIAL SUMMARY

66.67% OF FISCAL YEAR

	CURRENT BUDGET	CURRENT PERIOD	YEAR TO DATE ACTUAL	% OF BUDGET	BUDGET BALANCE
<u>REVENUE SUMMARY</u>					
ELECTRIC DEPT	14,415,500.00	1,510,821.36	9,648,967.89	66.93	4,766,532.11
WATER DEPT	1,485,000.00	162,894.10	1,012,071.85	68.15	472,928.15
SEWER DEPT	1,080,000.00	101,320.08	609,579.83	56.44	470,420.17
ADMINISTRATION	1,350.00	14,760.92	39,388.76	2,917.69	(38,038.76)
TOTAL REVENUES	16,981,850.00	1,789,796.46	11,310,008.33	66.60	5,671,841.67
	=====	=====	=====	=====	=====
<u>EXPENDITURE SUMMARY</u>					
ELECTRIC DEPT	11,722,250.00	1,185,291.55	8,891,808.89	75.85	2,830,441.11
WATER DEPT	1,042,900.00	72,080.91	581,587.63	55.77	461,312.37
SEWER DEPT	753,912.00	81,800.93	548,759.40	72.79	205,152.60
ADMINISTRATION	1,096,800.00	64,352.49	498,348.25	45.44	598,451.75
TOTAL EXPENDITURES	14,615,862.00	1,403,525.88	10,520,504.17	71.98	4,095,357.83
	=====	=====	=====	=====	=====
REVENUES OVER/(UNDER) EXPENDITURES	2,365,988.00	386,270.58	789,504.16		1,576,483.84

CITY OF OSCEOLA
REVENUE & EXPENSE REPORT (UNAUDITED)
AS OF: AUGUST 31ST, 2023

01 -OSCEOLA LIGHT & POWER

66.67% OF FISCAL YEAR

REVENUES	CURRENT BUDGET	CURRENT PERIOD	YEAR TO DATE ACTUAL	% OF BUDGET	BUDGET BALANCE
<u>ELECTRIC DEPT</u>					
01-4-12-300 SALES	14,200,000.00	1,488,751.78	9,489,250.93	66.83	4,710,749.07
01-4-12-303 LATE PENALTY FEES	150,000.00	10,632.14	91,308.57	60.87	58,691.43
01-4-12-304 RECONNECTION FEES	40,000.00	3,550.00	29,000.00	72.50	11,000.00
01-4-12-305 POLE RENTAL	6,000.00	6,087.00	24,174.00	402.90 (18,174.00)
01-4-12-306 CREDIT CARD FEES	12,000.00	1,550.44	13,309.39	110.91 (1,309.39)
01-4-12-308 NET-METERING FEES	0.00	0.00	350.00	0.00 (350.00)
01-4-12-310 SERVICE FEES	0.00	0.00	125.00)	0.00	125.00
01-4-12-395 MISCELLANEOUS FEES	7,500.00	250.00	1,700.00	22.67	5,800.00
TOTAL ELECTRIC DEPT	14,415,500.00	1,510,821.36	9,648,967.89	66.93	4,766,532.11
<u>WATER DEPT</u>					
01-4-13-300 SALES	1,455,000.00	157,998.56	981,261.31	67.44	473,738.69
01-4-13-303 LATE PENALTY FEES	25,000.00	1,948.01	15,893.65	63.57	9,106.35
01-4-13-310 SERVICE FEES	5,000.00	2,947.53	14,916.89	298.34 (9,916.89)
TOTAL WATER DEPT	1,485,000.00	162,894.10	1,012,071.85	68.15	472,928.15
<u>SEWER DEPT</u>					
01-4-14-300 SALES	1,080,000.00	101,320.08	609,119.83	56.40	470,880.17
01-4-14-310 SERVICE FEES	0.00	0.00	460.00	0.00 (460.00)
TOTAL SEWER DEPT	1,080,000.00	101,320.08	609,579.83	56.44	470,420.17
<u>ADMINISTRATION</u>					
01-4-15-304 AMP	0.00	71.09	1,010.21)	0.00	1,010.21
01-4-15-341 ELECTRIC PERMITS	1,200.00	21.00	308.00	25.67	892.00
01-4-15-342 PLUMBING PERMITS	150.00	7.00	424.00	282.67 (274.00)
01-4-15-385 SALE OF ASSETS/EQUIPMENT	0.00	0.00	20,975.00	0.00 (20,975.00)
01-4-15-390 INTEREST INCOME	0.00	114.63	4,144.77	0.00 (4,144.77)
01-4-15-395 MISCELLANEOUS	0.00	14,547.20	14,547.20	0.00 (14,547.20)
TOTAL ADMINISTRATION	1,350.00	14,760.92	39,388.76	2,917.69 (38,038.76)
<u>TOTAL REVENUES</u>					
	16,981,850.00	1,789,796.46	11,310,008.33	66.60	5,671,841.67

CITY OF OSCEOLA
REVENUE & EXPENSE REPORT (UNAUDITED)
AS OF: AUGUST 31ST, 2023

01 -OSCEOLA LIGHT & POWER

66.67% OF FISCAL YEAR

DEPARTMENTAL EXPENDITURES	CURRENT BUDGET	CURRENT PERIOD	YEAR TO DATE ACTUAL	% OF BUDGET	BUDGET BALANCE
<u>ELECTRIC DEPT</u>					
01-5-12-400 SALARIES	815,000.00	55,363.71	493,562.26	60.56	321,437.74
01-5-12-455 TEMP SERVICE WAGES	15,000.00	4,669.00	5,805.80	38.71	9,194.20
01-5-12-502 PAYROLL TAX	65,200.00	4,041.43	38,401.74	58.90	26,798.26
01-5-12-503 GROUP INSURANCE	60,000.00	12,635.15	36,429.57	60.72	23,570.43
01-5-12-504 PENSION EXPENSE	25,000.00	2,153.13	17,325.46	69.30	7,674.54
01-5-12-510 TRAVEL & TRAINING EXPENSE	7,500.00	105.00	6,384.00	85.12	1,116.00
01-5-12-515 SAFETY SUPPLIES	5,000.00	142.72	3,246.70	64.93	1,753.30
01-5-12-580 UNIFORM EXPENSE	5,000.00	310.00	1,804.26	36.09	3,195.74
01-5-12-601 MATERIALS AND SUPPLIES	15,000.00	3,423.44	14,592.46	97.28	407.54
01-5-12-610 TELEPHONE	8,500.00	821.74	5,171.40	60.84	3,328.60
01-5-12-619 BUILDING EXPENSE	5,000.00	1,503.62	18,228.18	364.56 {	13,228.18)
01-5-12-620 UTILITIES	17,500.00	1,496.37	13,754.81	78.60	3,745.19
01-5-12-630 INSURANCE	15,000.00	0.00	19,713.52	131.42 {	4,713.52)
01-5-12-640 DUES, MBRSHPS & SUBSCRIPTIONS	5,000.00	0.00	197.98	3.96	4,802.02
01-5-12-647 LICENSES	300.00	0.00	104.03	34.68	195.97
01-5-12-648 IMMUNIZATIONS & PHYSICALS	750.00	45.00	457.03	60.94	292.97
01-5-12-650 REPAIRS & MAINTENANCE - VEH &	50,000.00	6,524.09	48,983.49	97.97	1,016.51
01-5-12-651 OPERATING EXPENSES - VEHICLES	30,000.00	7,395.33	26,458.47	88.19	3,541.53
01-5-12-653 REF & MAINT - GENERATORS	0.00	0.00	2,053.71	0.00 {	2,053.71)
01-5-12-710 ELECTRIC POWER PURCHASED	9,940,000.00	1,037,599.82	7,758,899.89	78.06	2,181,100.11
01-5-12-760 DEPRECIATION	500,000.00	41,667.00	333,336.00	66.67	166,664.00
01-5-12-770 DEPRECIATION-VEHICLES	60,000.00	5,000.00	42,500.00	70.83	17,500.00
01-5-12-774 TREE TRIMMING	75,000.00	0.00	0.00	0.00	75,000.00
01-5-12-860 CONSULTING SERVICES	2,500.00	395.00	4,398.13	175.93 {	1,898.13)
TOTAL ELECTRIC DEPT	11,722,250.00	1,185,291.55	8,891,808.89	75.85	2,830,441.11
<u>WATER DEPT</u>					
01-5-13-400 SALARIES	380,000.00	23,325.16	189,141.23	49.77	190,858.77
01-5-13-455 TEMP SERVICE WAGES	42,000.00	4,527.60	26,098.80	62.14	15,901.20
01-5-13-502 PAYROLL TAX	30,400.00	1,708.85	14,671.95	48.26	15,728.05
01-5-13-503 GROUP INSURANCE	37,500.00	4,036.88	11,326.98	30.21	26,173.02
01-5-13-504 PENSION EXPENSE	9,000.00	524.00	4,409.91	49.00	4,590.09
01-5-13-510 TRAVEL & TRAINING EXPENSE	1,000.00	0.00	445.00	44.50	555.00
01-5-13-515 SAFETY SUPPLIES	2,500.00	71.36	606.56	24.26	1,893.44
01-5-13-580 UNIFORM EXPENSE	7,500.00	1,088.30	7,331.38	97.75	168.62
01-5-13-601 MATERIALS AND SUPPLIES	30,000.00	5,792.88	17,593.09	58.64	12,406.91
01-5-13-602 CHEMICALS AND SUPPLIES	70,000.00	6,370.39	56,987.76	81.41	13,012.24
01-5-13-608 TOOLS	1,500.00	6.00	1,211.52	80.77	288.48
01-5-13-610 TELEPHONE	20,000.00	363.23	2,973.44	14.87	17,026.56
01-5-13-619 BUILDING EXPENSE	3,000.00	0.00	652.75	21.76	2,347.25
01-5-13-620 UTILITIES	55,000.00	4,533.60	37,553.77	68.28	17,446.23
01-5-13-630 INSURANCE	20,000.00	0.00	15,133.76	75.67	4,866.24
01-5-13-640 DUES, MBRSHPS & SUBSCRIPTIONS	10,000.00	345.20	3,505.99	35.06	6,494.01
01-5-13-647 LICENSES	8,000.00	689.34	2,381.21	29.77	5,618.79
01-5-13-648 IMMUNIZATIONS & PHYSICALS	500.00	25.00	57.00	11.40	443.00
01-5-13-650 REPAIRS & MAINTENANCE - VEH &	15,000.00	369.97	7,082.94	47.22	7,917.06
01-5-13-651 OPERATING EXPENSES - VEHICLES	25,000.00	145.71	1,165.68	4.66	23,834.32

CITY OF OSCEOLA
REVENUE & EXPENSE REPORT (UNAUDITED)
AS OF: AUGUST 31ST, 2023

01 -OSCEOLA LIGHT & POWER

66.67% OF FISCAL YEAR

DEPARTMENTAL EXPENDITURES	CURRENT BUDGET	CURRENT PERIOD	YEAR TO DATE ACTUAL	% OF BUDGET	BUDGET BALANCE
01-5-13-652 MANHOLE & PIPE REHAB	5,000.00	0.00	0.00	0.00	5,000.00
01-5-13-682 WELL AND PUMP REPAIRS	5,000.00	0.00	362.50	7.25	4,637.50
01-5-13-683 PUMP AND TANK REPAIRS	60,000.00	1,080.44	46,730.41	77.88	13,269.59
01-5-13-761 DEPRECIATION-WATER PLANT	175,000.00	14,583.00	116,664.00	66.67	58,336.00
01-5-13-770 DEPRECIATION-VEHICLES	30,000.00	2,500.00	17,500.00	58.33	12,500.00
TOTAL WATER DEPT	1,042,900.00	72,080.91	581,587.63	55.77	461,312.37
<u>SEWER DEPT</u>					
01-5-14-400 SALARIES	240,000.00	19,926.94	163,951.03	68.31	76,048.97
01-5-14-455 TEMP SERVICE WAGES	30,000.00	6,011.60	41,223.00	137.41 (11,223.00)
01-5-14-502 PAYROLL TAX	19,200.00	1,468.89	13,225.30	68.88	5,974.70
01-5-14-503 GROUP INSURANCE	12,500.00	3,462.46	9,598.87	76.79	2,901.13
01-5-14-504 PENSION EXPENSE	5,400.00	588.05	4,203.36	77.84	1,196.64
01-5-14-510 TRAVEL & TRAINING EXPENSE	1,000.00	0.00	2,611.74	261.17 (1,611.74)
01-5-14-515 SAFETY SUPPLIES	1,000.00	0.00	0.00	0.00	1,000.00
01-5-14-580 UNIFORM EXPENSE	3,500.00 (12.00)	102.00)	2.91-	3,602.00
01-5-14-601 MATERIALS AND SUPPLIES	30,000.00	5,714.83	30,097.32	100.32 (97.32)
01-5-14-602 CHEMICALS AND SUPPLIES	5,500.00	0.00	1,192.13	21.68	4,307.87
01-5-14-608 TOOLS	2,500.00	0.00	145.92	5.84	2,354.08
01-5-14-610 TELEPHONE	2,500.00	0.00	0.00	0.00	2,500.00
01-5-14-619 BUILDING EXPENSE	1,000.00	0.00	623.32	62.33	376.68
01-5-14-620 UTILITIES	40,000.00	2,966.06	32,776.24	81.94	7,223.76
01-5-14-630 INSURANCE	2,500.00	0.00	11,379.92	455.20 (8,879.92)
01-5-14-640 DUES, MBRSHPS & SUBSCRIPTIONS	200.00	0.00	367.74	183.87 (167.74)
01-5-14-647 LICENSES	14,500.00	7,425.00	7,425.00	51.21	7,075.00
01-5-14-648 IMMUNIZATIONS & PHYSICALS	250.00	32.00	607.00	242.80 (357.00)
01-5-14-650 REPAIRS & MAINTENANCE - VEH &	20,000.00	5,282.65	19,889.61	99.45	110.39
01-5-14-651 OPERATING EXPENSES - VEHICLES	10,000.00	3,135.10	6,024.17	60.24	3,975.83
01-5-14-683 PUMP AND TANK REPAIRS	45,000.00	3,685.35	26,112.73	58.03	18,887.27
01-5-14-762 DEPRICIATION SEWER SYSTEMS	245,000.00	20,417.00	163,336.00	66.67	81,664.00
01-5-14-770 DEPRECIATION-VEHICLES	20,362.00	1,697.00	13,576.00	66.67	6,786.00
01-5-14-860 CONSULTING SERVICES	2,000.00	0.00	495.00	24.75	1,505.00
TOTAL SEWER DEPT	753,912.00	81,800.93	548,759.40	72.79	205,152.60
<u>ADMINISTRATION</u>					
01-5-15-400 SALARIES	385,000.00	29,281.56	244,794.76	63.58	140,205.24
01-5-15-455 TEMP SERVICE WAGES	0.00	754.60	1,690.15	0.00 (1,690.15)
01-5-15-502 PAYROLL TAX	30,800.00	2,186.10	19,211.47	62.37	11,588.53
01-5-15-503 GROUP INSURANCE	50,000.00	5,693.38	21,248.80	42.50	28,751.20
01-5-15-504 PENSION EXPENSE	7,500.00	627.30	5,277.32	70.36	2,222.68
01-5-15-510 TRAVEL & TRAINING EXPENSE	2,500.00	0.00	610.34	24.41	1,889.66
01-5-15-515 SAFETY SUPPLIES	1,000.00	71.36	606.56	60.66	393.44
01-5-15-516 HR MATERIALS & SUPPLIES	5,000.00	0.00	2,810.25	56.21	2,189.75
01-5-15-601 MATERIALS AND SUPPLIES	50,000.00	7,874.16	53,753.32	107.51 (3,753.32)
01-5-15-606 POSTAGE	25,000.00	4,359.13	21,686.10	86.74	3,313.90
01-5-15-607 PUBLISHING ORDINANCES & NOTICE	0.00	0.00	169.88	0.00 (169.88)
01-5-15-610 TELEPHONE	27,500.00	884.35	7,813.83	28.41	19,686.17
01-5-15-619 BUILDING EXPENSE	25,000.00	1,049.67	7,849.59	31.40	17,150.41
01-5-15-620 UTILITIES	25,000.00	394.24	5,015.40	20.06	19,984.60
01-5-15-630 INSURANCE	2,000.00	0.00	0.00	0.00	2,000.00

CITY OF OSCEOLA
REVENUE & EXPENSE REPORT (UNAUDITED)
AS OF: AUGUST 31ST, 2023

01 -OSCEOLA LIGHT & POWER

66.67% OF FISCAL YEAR

DEPARTMENTAL EXPENDITURES	CURRENT BUDGET	CURRENT PERIOD	YEAR TO DATE ACTUAL	% OF BUDGET	BUDGET BALANCE
01-5-15-640 DUES, MBRSHPS & SUBSCRIPTIONS	30,000.00	2,761.00	40,537.08	135.12 (10,537.08)
01-5-15-643 AUDIT FEES	45,000.00	0.00	0.00	0.00	45,000.00
01-5-15-644 LEGAL EXPENSES	10,000.00	0.00	0.00	0.00	10,000.00
01-5-15-645 ADV, PROMOTIONS & DONATIONS	30,000.00	0.00	24,674.76	82.25	5,325.24
01-5-15-647 LICENSES	2,000.00	0.00	5,692.39	284.62 (3,692.39)
01-5-15-648 IMMUNIZATIONS & PHYSICALS	1,500.00	64.00	205.00	13.67	1,295.00
01-5-15-686 EQUIPMENT RENTAL	7,500.00	0.00	2,288.40	30.51	5,211.60
01-5-15-763 DEPRECIATION	5,000.00	417.00	3,336.00	66.72	1,664.00
01-5-15-860 CONSULTING SERVICES	72,500.00	11,170.35	118,984.47	164.12 (46,484.47)
01-5-15-883 BAD ACCOUNTS	75,000.00 (3,230.71) (23,007.85)	30.68-	98,007.85
01-5-15-886 INTEREST EXPENSE	180,000.00	0.00 (76,691.11)	42.61-	256,691.11
01-5-15-887 BOND PAYING AGENT EXPENSE	1,500.00	0.00	800.00	53.33	700.00
01-5-15-898 CASH OVER AND SHORT	500.00 (5.00) (32.23)	6.45-	532.23
01-5-15-899 MISCELLANEOUS	0.00	0.00	9,023.57	0.00 (9,023.57)
TOTAL ADMINISTRATION	1,096,800.00	64,352.49	498,348.25	45.44	598,451.75
<hr/>					
TOTAL EXPENDITURES	14,615,862.00	1,403,525.88	10,520,504.17	71.98	4,095,357.83
<hr/>					
REVENUES OVER/(UNDER) EXPENDITURES	2,365,988.00	386,270.58	789,504.16		1,576,483.84

02 -CITY GENERAL FUND

ACCOUNT #	ACCOUNT DESCRIPTION	BALANCE
ASSETS		
=====		
02-101	REGIONS-COMM CTR & GOLF (0051)	19,197.49
02-105	REGIONS-CITY GENERAL(0638)	189,812.77
02-106	FNBEA-CITY GENERAL(9902)	5,543.82
02-107	MISC CASH ACCOUNTS	57,738.43
02-108	REGIONS-CITY GEN PAYROLL(5948)	8,262.87
02-109	REGIONS-FIRE DEPT ACT833(0697)	111,432.81
02-110	ACCOUNTS RECEIVABLE	197,602.89
02-114	MUNICIPAL PROPERTY PROGRAM	2,642,374.08
02-115	BANCORP-CITY GENERAL(0430)	282,959.06
02-116	BANCORP-CITY GEN PAYROLL(0465)	15,046.54
02-118	FIRST COMML-CITY GEN SAV(7010)	8,582.69
02-120	CULTURAL CIVIC CENTER	6,213.62
02-121	CONFINED SPACE SERVICES GRANT	51,478.28
02-130	DUE TO/FROM OTHER FUNDS	(1,170,436.24)
		<u>2,425,809.11</u>
TOTAL ASSETS		<u>2,425,809.11</u>
		=====
LIABILITIES		
=====		
02-202	FEDERAL W/H PAYABLE	(372.63)
02-203	SOC SECURITY W/H PAYABLE	(249.61)
02-204	ARKANSAS W/H PAYABLE	(119.41)
02-205	GENERAL PENSION W/H	1,689.58
02-206	UNITED WAY W/H	55.00
02-207	GROUP INSURANCE W/H	37.62
02-210	FIREMENS PENSION W/H	44,341.01
02-212	POLICE PENSION W/H	3,232.21
02-214	GARNISHMENTS PAYABLE	(3,723.38)
02-255	DEFERRED INSURANCE PROCEEDS	<u>2,543,801.64</u>
	TOTAL LIABILITIES	<u>2,588,692.03</u>
EQUITY		
=====		
02-291	BEGINNING FUND BALANCE	<u>188,373.32</u>
	TOTAL BEGINNING EQUITY	<u>188,373.32</u>
TOTAL REVENUE		4,447,913.11
TOTAL EXPENSES		<u>4,799,169.35</u>
	TOTAL REVENUE OVER/(UNDER) EXPENSES	(351,256.24)
TOTAL EQUITY & REV. OVER/(UNDER) EXP.		(162,882.92)
TOTAL LIABILITIES, EQUITY & REV.OVER/(UNDER) EXP.		<u>2,425,809.11</u>
		=====

CITY OF OSCEOLA
REVENUE & EXPENSE REPORT (UNAUDITED)
AS OF: AUGUST 31ST, 2023

02 -CITY GENERAL FUND
FINANCIAL SUMMARY

66.67% OF FISCAL YEAR

	CURRENT BUDGET	CURRENT PERIOD	YEAR TO DATE ACTUAL	% OF BUDGET	BUDGET BALANCE
<u>REVENUE SUMMARY</u>					
ADMINISTRATION	8,167,898.00	350,811.65	3,656,640.82	44.77	4,511,257.18
POLICE DEPT	502,000.00	15,796.93	476,769.02	94.97	25,230.98
FIRE DEPT	200,000.00	8,332.00	188,328.00	94.16	11,672.00
PARKS & RECREATION DEPT	170,000.00	11,602.22	94,700.61	55.71	75,299.39
GOLF COURSE FUND	55,465.00	2,905.20	30,939.66	55.78	24,525.34
HUMANE SHELTER FUND	2,500.00	0.00	535.00	21.40	1,965.00
TOTAL REVENUES	9,097,863.00	357,854.14	4,447,913.11	48.89	4,649,949.89
<u>EXPENDITURE SUMMARY</u>					
ADMINISTRATION	4,387,183.00	99,891.13	679,302.88	15.48	3,707,880.12
POLICE DEPT	2,579,500.00	220,358.46	1,584,393.57	61.42	995,106.43
FIRE DEPT	1,512,985.00	110,730.73	1,256,754.52	83.06	256,230.48
PARKS & RECREATION DEPT	951,700.00	77,778.03	492,568.45	51.76	459,131.55
MUNICIPAL COURT	106,798.00	14,913.56	89,916.29	84.19	16,881.71
JAIL DEPARTMENT	345,500.00	56,983.99	331,266.72	95.88	14,233.28
CODE ENFORCEMENT	356,800.00	10,896.24	84,722.32	23.75	272,077.68
GOLF COURSE FUND	286,310.00	25,036.30	182,778.12	63.84	103,531.88
HUMANE SHELTER FUND	194,250.00	16,517.75	97,466.48	50.18	96,783.52
TOTAL EXPENDITURES	10,721,026.00	633,106.19	4,799,169.35	44.76	5,921,856.65
REVENUES OVER/(UNDER) EXPENDITURES	(1,623,163.00)	(275,252.05)	(351,256.24)		(1,271,906.76)

CITY OF OSCEOLA
REVENUE & EXPENSE REPORT (UNAUDITED)
AS OF: AUGUST 31ST, 2023

02 -CITY GENERAL FUND

66.67% OF FISCAL YEAR

REVENUES	CURRENT BUDGET	CURRENT PERIOD	YEAR TO DATE ACTUAL	% OF BUDGET	BUDGET BALANCE
<u>ADMINISTRATION</u>					
02-4-01-310 PROPERTY TAXES	715,000.00	12,212.99	446,965.07	62.51	268,034.93
02-4-01-314 GENERAL REVENUE (STATE OF ARK)	115,000.00	6,304.85	77,490.51	67.38	37,509.49
02-4-01-315 PRIVILEGE TAX -- CITY	8,000.00	70.00	10,812.50	135.16 (2,812.50)
02-4-01-316 PILOT-FED HOUSING AUTHORITY	3,315.00	0.00	0.00	0.00	3,315.00
02-4-01-317 PILOT-PLUM POINT ENERGY STA	870,000.00	0.00	0.00	0.00	870,000.00
02-4-01-318 PILOT-OTHER	0.00	0.00	86,450.00	0.00 (86,450.00)
02-4-01-323 A & P TAX REVENUE	32,000.00	3,797.00	29,964.01	93.64	2,035.99
02-4-01-325 GAS FRANCHISE TAX	85,000.00	0.00	105,960.14	124.66 (20,960.14)
02-4-01-328 TELEPHONE EXCISE TAX	20,000.00	0.00	0.00	0.00	20,000.00
02-4-01-331 CABLE FRANCHISE TAX	20,000.00	1,319.43	12,173.22	60.87	7,826.78
02-4-01-345 BUILDING PERMITS	2,000.00	382.00	6,878.32	343.92 (4,878.32)
02-4-01-375 PLANNING COMMISSION	100.00	0.00	10.00	10.00	90.00
02-4-01-384 CODE RED CONTRIBUTIONS	(3,750.00)	0.00	0.00	0.00 (3,750.00)
02-4-01-387 INSURANCE PROCEEDS	0.00	0.00	197,602.89	0.00 (197,602.89)
02-4-01-390 INTEREST INCOME	500.00	621.89	4,223.49	844.70 (3,723.49)
02-4-01-394 COUNTY SALES TAX	1,300,000.00	134,552.87	1,198,686.17	92.21	101,313.83
02-4-01-395 MISCELLANEOUS	3,750,733.00	0.00	122,030.63	3.25	3,628,702.37
02-4-01-396 GRANT INCOME	0.00	0.00	55,700.00	0.00 (55,700.00)
02-4-01-397 CITY SALES TAX	1,250,000.00	191,550.62	1,280,517.62	102.44 (30,517.62)
02-4-01-398 RENT INCOME	0.00	0.00	21,176.25	0.00 (21,176.25)
TOTAL ADMINISTRATION	8,167,898.00	350,811.65	3,656,640.82	44.77	4,511,257.18
<u>POLICE DEPT</u>					
02-4-02-335 FINES & FORFEITURES	300,000.00 (16,087.92)	320,574.16	106.86 (20,574.16)
02-4-02-337 OPD RECEIPTS	2,000.00	0.00	0.00	0.00	2,000.00
02-4-02-338 JAIL RECEIPTS	100,000.00	290.99	34,664.86	34.66	65,335.14
02-4-02-396 GRANT INCOME	100,000.00	0.00	121,530.00	121.53 (21,530.00)
TOTAL POLICE DEPT	502,000.00 (15,796.93)	476,769.02	94.47	25,230.98
<u>FIRE DEPT</u>					
02-4-03-380 CONTRACT TRAINING RECEIPTS	0.00	8,332.00	16,664.00	0.00 (16,664.00)
02-4-03-395 MISCELLANEOUS	0.00	0.00	5,000.00	0.00 (5,000.00)
02-4-03-396 GRANT INCOME	200,000.00	0.00	166,664.00	83.33	33,336.00
TOTAL FIRE DEPT	200,000.00	8,332.00	188,328.00	94.16	11,672.00
<u>PARKS & RECREATION DEPT</u>					
02-4-04-350 ADMISSION FEES	95,000.00	11,602.22	94,700.61	99.68	299.39
02-4-04-396 GRANT INCOME	75,000.00	0.00	0.00	0.00	75,000.00
TOTAL PARKS & RECREATION DEPT	170,000.00	11,602.22	94,700.61	55.71	75,299.39
<u>GOLF COURSE FUND</u>					
02-4-18-360 GOLF COURSE MEMBERSHIP FEES	45,000.00	2,225.20	22,921.66	50.94	22,078.34
02-4-18-362 GREENS FEES	815.00	0.00	3,018.00	370.31 (2,203.00)
02-4-18-364 CART SHED RENTALS	8,500.00	680.00	5,000.00	58.82	3,500.00
02-4-18-365 PRO SHOP SALES	1,150.00	0.00	0.00	0.00	1,150.00
TOTAL GOLF COURSE FUND	55,465.00	2,905.20	30,939.66	55.78	24,525.34

CITY OF OSCEOLA
REVENUE & EXPENSE REPORT (UNAUDITED)
AS OF: AUGUST 31ST, 2023

02 -CITY GENERAL FUND

66.67% OF FISCAL YEAR

REVENUES	CURRENT BUDGET	CURRENT PERIOD	YEAR TO DATE ACTUAL	% OF BUDGET	BUDGET BALANCE
<hr/>					
HUMANE SHELTER FUND					
02-4-19-340 ANIMAL SHELTER RECEIPTS	2,500.00	0.00	535.00	21.40	1,965.00
TOTAL HUMANE SHELTER FUND	2,500.00	0.00	535.00	21.40	1,965.00
<hr/>					
TOTAL REVENUES	9,097,863.00	357,854.14	4,447,913.11	48.89	4,649,949.89
	=====	=====	=====	=====	=====

CITY OF OSCEOLA
REVENUE & EXPENSE REPORT (UNAUDITED)
AS OF: AUGUST 31ST, 2023

02 -CITY GENERAL FUND

66.67% OF FISCAL YEAR

DEPARTMENTAL EXPENDITURES	CURRENT BUDGET	CURRENT PERIOD	YEAR TO DATE ACTUAL	% OF BUDGET	BUDGET BALANCE
<u>ADMINISTRATION</u>					
02-5-01-400 SALARIES	135,000.00	11,474.99	91,799.92	68.00	43,200.08
02-5-01-501 TRAVEL & PUBLIC RELATIONS	5,000.00	2,972.35	3,385.66	67.71	1,614.34
02-5-01-502 PAYROLL TAX	10,800.00	852.74	6,830.98	63.25	3,969.02
02-5-01-503 GROUP INSURANCE	45,000.00	11,918.25	36,398.00	80.88	8,602.00
02-5-01-504 PENSION EXPENSE	55,000.00	4,025.21	29,516.07	53.67	25,483.93
02-5-01-510 TRAVEL & TRAINING EXPENSE	12,000.00	225.40	11,492.50	95.77	507.50
02-5-01-601 MATERIALS AND SUPPLIES	30,000.00	9,137.66	112,728.22	375.76 (82,728.22)
02-5-01-605 OFFICE EXPENSE	5,000.00	0.00	0.00	0.00	5,000.00
02-5-01-607 PUBLISHING ORDINANCES & NOTICE	7,500.00	400.00	8,434.00	112.45 (934.00)
02-5-01-610 TELEPHONE	3,500.00	0.00	254.11	7.26	3,245.89
02-5-01-619 BUILDING EXPENSE	35,000.00	1,847.00	123,614.84	353.19 (88,614.84)
02-5-01-620 UTILITIES	45,000.00	2,366.15	21,173.84	47.05	23,826.16
02-5-01-625 RENT	1,000.00	0.00	0.00	0.00	1,000.00
02-5-01-626 A & P EXPENSES	30,000.00	25,215.50	59,289.02	197.63 (29,289.02)
02-5-01-630 INSURANCE	34,000.00	0.00	932.49	2.74	33,067.51
02-5-01-640 DUES, MBRSHPS & SUBSCRIPTIONS	3,500.00	2,019.99	2,892.43	82.64	607.57
02-5-01-644 LEGAL EXPENSES	20,000.00	5,581.00	20,326.00	101.63 (326.00)
02-5-01-645 ADV, PROMOTIONS & DONATIONS	6,000.00	0.00	3,313.34	55.22	2,686.66
02-5-01-647 LICENSES	250.00	0.00	185.00	74.00	65.00
02-5-01-650 REPAIRS & MAINTENANCE - VEH &	1,200.00	0.00	290.73	24.23	909.27
02-5-01-687 ELECTION EXPENSE	0.00	0.00	3,715.06	0.00 (3,715.06)
02-5-01-700 EQUIPMENT PURCHASES	30,000.00	0.00	1,321.73	4.41	28,678.27
02-5-01-750 ROSENWALD BLDG EXPENSE	7,500.00	388.25	2,235.54	29.81	5,264.46
02-5-01-751 SR. CITIZEN BLDG EXPENSE	5,000.00	162.80	12,734.01	254.68 (7,734.01)
02-5-01-753 COSTON BLDG EXP	1,500.00	183.98	1,746.84	116.46 (246.84)
02-5-01-801 PLANNING COMMISSION EXPENSE	200.00	0.00	0.00	0.00	200.00
02-5-01-860 CONSULTING SERVICES	132,500.00	8,919.86	80,770.15	60.96	51,729.85
02-5-01-861 INDUSTRIAL INCENTIVES	0.00	12,250.00	27,750.00	0.00 (27,750.00)
02-5-01-898 ABANDONED/CONDEMNED PROP EXP	0.00 (50.00)	4,380.29	0.00 (4,380.29)
02-5-01-899 MISCELLANEOUS	3,725,733.00	0.00	11,792.11	0.32	3,713,940.89
TOTAL ADMINISTRATION	4,387,183.00	99,891.13	679,302.88	15.48	3,707,880.12
<u>POLICE DEPT</u>					
02-5-02-400 SALARIES	1,650,000.00	139,737.88	1,044,392.93	63.30	605,607.07
02-5-02-414 SALARIES-GRANT/OPD	(60,000.00)	0.00	0.00	0.00 (60,000.00)
02-5-02-426 AUXILIARY POLICE	2,000.00	65.38	733.86	36.69	1,266.14
02-5-02-502 PAYROLL TAX	132,000.00	10,385.51	78,399.95	59.39	53,600.05
02-5-02-503 GROUP INSURANCE	135,000.00	21,462.25	68,640.86	50.85	66,359.14
02-5-02-504 PENSION EXPENSE	181,500.00	25,587.92	184,607.99	101.71 (3,107.99)
02-5-02-510 TRAVEL & TRAINING EXPENSE	10,000.00	1,238.30	4,993.75	49.94	5,006.25
02-5-02-515 SAFETY SUPPLIES	0.00	142.72	1,213.12	0.00 (1,213.12)
02-5-02-580 UNIFORM EXPENSE	20,000.00	245.21	12,760.72	63.80	7,239.28
02-5-02-581 UNIFORM LAUNDRY	0.00	147.04	448.27	0.00 (448.27)
02-5-02-601 MATERIALS AND SUPPLIES	50,000.00	11,793.74	30,118.69	60.24	19,881.31
02-5-02-610 TELEPHONE	35,000.00	2,891.33	20,195.45	57.70	14,804.55
02-5-02-619 BUILDING EXPENSE	1,500.00	660.00	1,688.30	112.56 (188.30)
02-5-02-620 UTILITIES	7,500.00	578.06	6,939.37	80.52	1,460.63

CITY OF OSCEOLA
REVENUE & EXPENSE REPORT (UNAUDITED)
AS OF: AUGUST 31ST, 2023

02 -CITY GENERAL FUND

66.67% OF FISCAL YEAR

DEPARTMENTAL EXPENDITURES	CURRENT BUDGET	CURRENT PERIOD	YEAR TO DATE ACTUAL	% OF BUDGET	BUDGET BALANCE
02-5-02-630 INSURANCE	30,000.00	0.00	8,283.54	27.61	21,716.46
02-5-02-640 DUES, MBRSHPS & SUBSCRIPTIONS	25,000.00	283.05	5,851.55	23.41	19,148.45
02-5-02-648 IMMUNIZATIONS & PHYSICALS	5,000.00	1,422.00	3,289.26	65.79	1,710.74
02-5-02-650 REPAIRS & MAINTENANCE - VEH &	50,000.00	3,087.18	37,827.74	75.66	12,172.26
02-5-02-651 OPERATING EXPENSES - VEHICLES	55,000.00	9,444.97	56,895.28	103.45 (1,895.28)
02-5-02-700 EQUIPMENT PURCHASES	250,000.00	385.92	41,138.94	16.46	208,861.06
02-5-02-899 MISCELLANEOUS	0.00	9,200.00)	23,126.00)	0.00	23,126.00
TOTAL POLICE DEPT	2,579,500.00	220,358.46	1,584,393.57	61.42	995,106.43
FIRE DEPT					
02-5-03-400 SALARIES	885,000.00	74,379.52	602,256.25	68.05	282,743.75
02-5-03-427 FIRE SCRIPT-REDEEMED	12,000.00	1,685.60	8,108.35	67.57	3,891.65
02-5-03-502 PAYROLL TAX	17,700.00	1,258.40	11,399.13	64.40	6,300.87
02-5-03-503 GROUP INSURANCE	72,000.00	5,915.51	37,941.97	52.70	34,058.03
02-5-03-504 PENSION EXPENSE	128,000.00	18,082.88	133,208.91	104.07 (5,208.91)
02-5-03-510 TRAVEL & TRAINING EXPENSE	4,000.00	0.00	260.18	6.50	3,739.82
02-5-03-515 SAFETY SUPPLIES	1,000.00	0.00	261.28	26.13	738.72
02-5-03-580 UNIFORM EXPENSE	7,500.00	733.77	5,517.96	73.57	1,982.04
02-5-03-601 MATERIALS AND SUPPLIES	20,000.00	2,554.30	31,791.37	158.96 (11,791.37)
02-5-03-610 TELEPHONE	20,000.00	162.82	4,418.60	22.09	15,581.40
02-5-03-619 BUILDING EXPENSE	7,000.00	95.54	9,567.06	136.67 (2,567.06)
02-5-03-620 UTILITIES	8,500.00	671.55	9,292.29	109.32 (792.29)
02-5-03-630 INSURANCE	50,000.00	0.00	46,678.09	93.36	3,321.91
02-5-03-640 DUES, MBRSHPS & SUBSCRIPTIONS	400.00	0.00	300.48	75.12	99.52
02-5-03-647 LICENSES	0.00	0.00	52.00	0.00 (52.00)
02-5-03-648 IMMUNIZATIONS & PHYSICALS	2,000.00	616.00	1,403.65	70.18	596.35
02-5-03-650 REPAIRS & MAINTENANCE - VEH &	22,000.00	0.00	25,211.49	114.60 (3,211.49)
02-5-03-651 OPERATING EXPENSES - VEHICLES	18,000.00	4,325.90	13,706.42	76.15	4,293.58
02-5-03-686 EQUIPMENT RENTAL	22,000.00	248.94	16,462.65	74.83	5,537.35
02-5-03-700 EQUIPMENT PURCHASES	165,885.00	0.00	298,916.39	180.19 (133,031.39)
02-5-03-895 CAPITAL LEASE PAYMENTS	50,000.00	0.00	0.00	0.00	50,000.00
TOTAL FIRE DEPT	1,512,985.00	110,730.73	1,256,754.52	83.06	256,230.48
PARKS & RECREATION DEPT					
02-5-04-400 SALARIES	390,000.00	29,190.67	245,299.09	62.90	144,700.91
02-5-04-435 SUMMER WORKERS	17,500.00	0.00	0.00	0.00	17,500.00
02-5-04-455 TEMP SERVICE WAGES	10,000.00	19,173.00	34,757.80	347.58 (24,757.80)
02-5-04-502 PAYROLL TAX	31,200.00	2,122.08	18,357.32	58.84	12,842.68
02-5-04-503 GROUP INSURANCE	30,000.00	6,755.73	19,948.60	66.50	10,051.40
02-5-04-504 PENSION EXPENSE	5,500.00	483.22	4,100.34	74.55	1,399.66
02-5-04-510 TRAVEL & TRAINING EXPENSE	12,000.00	0.00	0.00	0.00	12,000.00
02-5-04-515 SAFETY SUPPLIES	3,000.00	0.00	902.02	30.07	2,097.98
02-5-04-601 MATERIALS AND SUPPLIES	103,000.00	7,453.56	64,729.29	62.84	38,270.61
02-5-04-610 TELEPHONE	5,000.00	246.99	1,989.17	39.78	3,010.83
02-5-04-619 BUILDING EXPENSE	35,000.00	5,165.05	21,749.31	62.14	13,250.69
02-5-04-620 UTILITIES	35,500.00	2,716.11	19,077.03	53.74	16,422.97
02-5-04-630 INSURANCE	7,500.00	0.00	7,180.78	95.74	319.22
02-5-04-640 DUES, MBRSHPS & SUBSCRIPTIONS	2,000.00	0.00	914.09	45.70	1,085.91
02-5-04-645 ADV, PROMOTIONS & DONATIONS	2,000.00	0.00	0.00	0.00	2,000.00
02-5-04-647 LICENSES	2,000.00	0.00	75.00	3.75	1,925.00

CITY OF OSCEOLA
REVENUE & EXPENSE REPORT (UNAUDITED)
AS OF: AUGUST 31ST, 2023

02 -CITY GENERAL FUND

66.67% OF FISCAL YEAR

DEPARTMENTAL EXPENDITURES	CURRENT BUDGET	CURRENT PERIOD	YEAR TO DATE ACTUAL	% OF BUDGET	BUDGET BALANCE
02-5-04-648 IMMUNIZATIONS & PHYSICALS	500.00	0.00	185.00	37.00	315.00
02-5-04-650 REPAIRS & MAINTENANCE - VEH &	25,000.00	1,356.36	6,901.90	27.61	18,098.10
02-5-04-651 OPERATING EXPENSES - VEHICLES	20,000.00	868.10	6,600.77	33.00	13,399.23
02-5-04-700 EQUIPMENT PURCHASES	150,000.00	0.00	0.00	0.00	150,000.00
02-5-04-725 ATHLETIC EQUIPMENT	40,000.00	1,065.67	20,696.05	51.74	19,303.95
02-5-04-895 CAPITAL LEASE PAYMENTS	25,000.00	1,181.49	19,104.79	76.42	5,895.21
TOTAL PARKS & RECREATION DEPT	951,700.00	77,778.03	492,568.45	51.76	459,131.55
<u>MUNICIPAL COURT</u>					
02-5-05-421 JUDGE'S SALARY	30,000.00	2,443.75	19,550.00	65.17	10,450.00
02-5-05-422 CLERK'S SALARY	111,480.00	8,255.38	68,424.28	61.38	43,055.72
02-5-05-502 PAYROLL TAX	11,318.00	623.88	5,334.09	47.13	5,983.91
02-5-05-503 GROUP INSURANCE	10,000.00	809.06	2,156.58	21.57	7,843.42
02-5-05-510 TRAVEL & TRAINING EXPENSE	2,000.00	361.49	735.32	36.77	1,264.68
02-5-05-601 MATERIALS AND SUPPLIES	2,000.00	0.00	873.10	43.66	1,126.90
02-5-05-640 DUES, MBRSHPS & SUBSCRIPTIONS	0.00	0.00	150.00	0.00 (150.00)
02-5-05-648 IMMUNIZATIONS & PHYSICALS	0.00	0.00	109.00	0.00 (109.00)
02-5-05-700 EQUIPMENT PURCHASES	0.00	0.00	57.19	0.00 (57.19)
02-5-05-899 MISCELLANEOUS	(60,000.00)	2,420.00	(7,473.27)	12.46 (52,526.73)
TOTAL MUNICIPAL COURT	106,798.00	14,913.56	89,916.29	84.19	16,881.71
<u>JAIL DEPARTMENT</u>					
02-5-11-400 SALARIES	175,000.00	13,597.94	109,207.19	62.40	65,792.81
02-5-11-455 TEMP SERVICE WAGES	50,000.00	6,602.26	75,228.21	150.46 (25,228.21)
02-5-11-502 PAYROLL TAX	14,000.00	1,010.07	8,809.51	62.93	5,190.49
02-5-11-503 GROUP INSURANCE	15,000.00	6,375.26	22,566.23	150.44 (7,566.23)
02-5-11-504 PENSION EXPENSE	1,250.00	148.32	1,631.07	130.49 (381.07)
02-5-11-510 TRAVEL & TRAINING EXPENSE	2,000.00	250.00	310.00	15.50	1,690.00
02-5-11-580 UNIFORM EXPENSE	1,000.00	0.00	0.00	0.00	1,000.00
02-5-11-601 MATERIALS AND SUPPLIES	40,000.00	17,402.20	70,853.20	177.13 (30,853.20)
02-5-11-619 BUILDING EXPENSE	0.00	3,248.87	7,314.46	0.00 (7,314.46)
02-5-11-620 UTILITIES	20,800.00	645.49	5,767.00	27.73	15,033.00
02-5-11-630 INSURANCE	200.00	0.00	136.58	68.29	63.42
02-5-11-648 IMMUNIZATIONS & PHYSICALS	1,000.00	967.00	1,594.00	159.40 (594.00)
02-5-11-650 REPAIRS & MAINTENANCE - VEH &	0.00	0.00	67.91	0.00 (67.91)
02-5-11-655 JAIL MAINTENANCE FUND	25,000.00	5,578.04	26,455.51	105.82 (1,455.51)
02-5-11-659 INMATE MEDICAL	250.00	0.00	101.31	40.52	148.69
02-5-11-700 EQUIPMENT PURCHASES	0.00	1,158.54	1,224.54	0.00 (1,224.54)
TOTAL JAIL DEPARTMENT	345,500.00	56,983.99	331,266.72	95.88	14,233.28
<u>CODE ENFORCEMENT</u>					
02-5-17-400 SALARIES	125,000.00	5,384.62	50,752.05	40.60	74,247.95
02-5-17-440 WAGES - STAFF	0.00	0.00	919.20	0.00 (919.20)
02-5-17-502 PAYROLL TAX	10,000.00	76.86	1,415.09	14.15	8,584.91
02-5-17-503 GROUP INSURANCE	8,800.00	3,372.69	12,795.49	145.40 (3,995.49)
02-5-17-510 TRAVEL & TRAINING EXPENSE	5,000.00	0.00	957.64	19.15	4,042.36
02-5-17-601 MATERIALS AND SUPPLIES	10,000.00	639.82	8,031.36	80.31	1,968.64
02-5-17-610 TELEPHONE	0.00	107.80	786.56	0.00 (786.56)
02-5-17-647 LICENSES	0.00	0.00	2,805.00	0.00 (2,805.00)
02-5-17-648 IMMUNIZATIONS & PHYSICALS	0.00	0.00	64.00	0.00 (64.00)

CITY OF OSCEOLA
REVENUE & EXPENSE REPORT (UNAUDITED)
AS OF: AUGUST 31ST, 2023

02 -CITY GENERAL FUND

66.67% OF FISCAL YEAR

DEPARTMENTAL EXPENDITURES	CURRENT BUDGET	CURRENT PERIOD	YEAR TO DATE ACTUAL	% OF BUDGET	BUDGET BALANCE
02-5-17-650 REPAIRS & MAINTENANCE - VEH &	0.00	671.24	4,228.29	0.00 (4,228.29)
02-5-17-651 OPERATING EXPENSES- VEHICLES	10,000.00	643.21	1,308.74	13.09	8,691.26
02-5-17-700 EQUIPMENT PURCHASES	48,000.00	0.00	658.90	1.37	47,341.10
02-5-17-899 MISCELLANEOUS	140,000.00	0.00	0.00	0.00	140,000.00
TOTAL CODE ENFORCEMENT	356,800.00	10,896.24	84,722.32	23.75	272,077.68
<u>GOLF COURSE FUND</u>					
02-5-18-400 SALARIES	98,000.00	4,467.76	38,716.50	39.51	59,283.50
02-5-18-455 TEMP SERVICE WAGES	40,000.00	15,064.00	50,999.90	127.50 (10,999.90)
02-5-18-502 PAYROLL TAX	7,840.00	335.36	3,026.53	38.60	4,813.47
02-5-18-503 GROUP INSURANCE	10,000.00	744.50	2,543.68	25.44	7,456.32
02-5-18-504 PENSION EXPENSE	3,270.00	223.38	1,895.48	57.97	1,374.52
02-5-18-601 MATERIALS AND SUPPLIES	45,000.00	1,023.88	42,542.40	94.54	2,457.60
02-5-18-610 TELEPHONE	2,500.00	204.91	2,273.11	90.92	226.89
02-5-18-619 BUILDING EXPENSE	0.00	475.20	3,342.35	0.00 (3,342.35)
02-5-18-620 UTILITIES	5,700.00	746.89	4,266.06	74.84	1,433.94
02-5-18-630 INSURANCE	6,000.00	0.00	5,129.70	85.50	870.30
02-5-18-640 DUES, MBRSHPS & SUBSCRIPTIONS	0.00	0.00	216.49	0.00 (216.49)
02-5-18-650 REPAIRS & MAINTENANCE - VEH &	12,500.00	395.00	11,975.34	95.80	524.66
02-5-18-651 OPERATING EXPENSES - VEHICLES	15,000.00	1,355.42	4,714.34	31.43	10,285.66
02-5-18-686 EQUIPMENT RENTAL	500.00	0.00	0.00	0.00	500.00
02-5-18-700 EQUIPMENT PURCHASES	5,000.00	0.00	0.00	0.00	5,000.00
02-5-18-895 CAPITAL LEASE PAYMENTS	35,000.00	0.00	11,136.24	31.82	23,863.76
TOTAL GOLF COURSE FUND	286,310.00	25,036.30	182,778.12	63.84	103,531.88
<u>HUMANE SHELTER FUND</u>					
02-5-19-400 SALARIES	80,000.00	5,099.82	50,291.20	62.86	29,708.80
02-5-19-455 TEMP SERVICE WAGES	15,000.00	3,803.80	7,625.59	50.84	7,374.41
02-5-19-502 PAYROLL TAX	6,400.00	383.73	3,973.29	62.08	2,426.71
02-5-19-503 GROUP INSURANCE	6,000.00	797.41	2,542.78	42.38	3,457.22
02-5-19-504 PENSION EXPENSE	1,250.00	105.52	890.34	71.23	359.66
02-5-19-510 TRAVEL & TRAINING EXPENSE	250.00	62.14	62.14	24.86	187.86
02-5-19-515 SAFETY SUPPLIES	200.00	0.00	0.00	0.00	200.00
02-5-19-580 UNIFORM EXPENSE	500.00	0.00	515.55	103.11 (15.55)
02-5-19-601 MATERIALS AND SUPPLIES	20,000.00	4,138.16	15,116.82	75.58	4,883.18
02-5-19-610 TELEPHONE	9,800.00	247.00	2,319.07	23.66	7,480.93
02-5-19-611 VET BILLS	7,500.00	0.00	3,977.25	53.03	3,522.75
02-5-19-619 BUILDING EXPENSE	2,500.00	1,272.10	4,709.50	188.38 (2,209.50)
02-5-19-620 UTILITIES	3,600.00	195.50	2,211.54	61.43	1,388.46
02-5-19-630 INSURANCE	1,500.00	0.00	484.02	32.27	1,015.98
02-5-19-640 DUES, MBRSHPS & SUBSCRIPTIONS	0.00	0.00	98.99	0.00 (98.99)
02-5-19-648 IMMUNIZATIONS & PHYSICALS	250.00	0.00	32.00	12.80	218.00
02-5-19-650 REPAIRS & MAINTENANCE - VEH &	1,500.00	192.50	682.31	45.49	817.69
02-5-19-651 OPERATING EXPENSES - VEHICLES	3,000.00	220.07	1,919.69	63.99	1,080.31
02-5-19-700 EQUIPMENT PURCHASES	35,000.00	0.00	0.00	0.00	35,000.00
02-5-19-840 Disposal	0.00	0.00	14.40	0.00 (14.40)
TOTAL HUMANE SHELTER FUND	194,250.00	16,517.75	97,466.48	50.18	96,783.52
TOTAL EXPENDITURES	10,721,026.00	633,106.19	4,799,169.35	44.76	5,921,856.65

CITY OF OSCEOLA
REVENUE & EXPENSE REPORT (UNAUDITED)
AS OF: AUGUST 31ST, 2023

02 -CITY GENERAL FUND

66.67% OF FISCAL YEAR

DEPARTMENTAL EXPENDITURES	CURRENT BUDGET	CURRENT PERIOD	YEAR TO DATE ACTUAL	% OF BUDGET	BUDGET BALANCE
REVENUES OVER/(UNDER) EXPENDITURES	(1,623,163.00)	(275,252.05)	(351,256.24)		(1,271,906.76)

03 -STREET FUND

ACCOUNT #	ACCOUNT DESCRIPTION	BALANCE	
<hr/>			
ASSETS			
=====			
03-106	FNBEA-STREET FUND(9910)	136.70	
03-115	BANCORP-STREET FUND(0449)	194,624.08	
03-130	DUE TO/FROM OTHER FUNDS	(98,025.67)	
03-133	DUE FROM SANITATION	<u>50,000.00</u>	
			<u>146,735.11</u>
TOTAL ASSETS			146,735.11
			=====
LIABILITIES			
=====			
EQUITY			
=====			
03-291	BEGINNING FUND BALANCE	<u>302,530.08</u>	
	TOTAL BEGINNING EQUITY	302,530.08	
TOTAL REVENUE		487,588.44	
TOTAL EXPENSES		<u>643,383.41</u>	
TOTAL REVENUE OVER/(UNDER) EXPENSES		(155,794.97)	
TOTAL EQUITY & REV. OVER/(UNDER) EXP.			<u>146,735.11</u>
TOTAL LIABILITIES, EQUITY & REV.OVER/(UNDER) EXP.			146,735.11
			=====

CITY OF OSCEOLA
REVENUE & EXPENSE REPORT (UNAUDITED)
AS OF: AUGUST 31ST, 2023

03 -STREET FUND
FINANCIAL SUMMARY

66.67% OF FISCAL YEAR

	CURRENT BUDGET	CURRENT PERIOD	YEAR TO DATE ACTUAL	% OF BUDGET	BUDGET BALANCE
<u>REVENUE SUMMARY</u>					
STREET DEPT	<u>695,040.00</u>	<u>47,968.10</u>	<u>487,588.44</u>	<u>70.15</u>	<u>207,451.56</u>
TOTAL REVENUES	<u>695,040.00</u>	<u>47,968.10</u>	<u>487,588.44</u>	<u>70.15</u>	<u>207,451.56</u>
	=====	=====	=====	=====	=====
<u>EXPENDITURE SUMMARY</u>					
STREET DEPT	<u>1,106,650.00</u>	<u>91,669.24</u>	<u>643,383.41</u>	<u>58.14</u>	<u>463,266.59</u>
TOTAL EXPENDITURES	<u>1,106,650.00</u>	<u>91,669.24</u>	<u>643,383.41</u>	<u>58.14</u>	<u>463,266.59</u>
	=====	=====	=====	=====	=====
REVENUES OVER/(UNDER) EXPENDITURES	(411,610.00)	(43,701.14)	(155,794.97)		(255,815.03)

CITY OF OSCEOLA
REVENUE & EXPENSE REPORT (UNAUDITED)
AS OF: AUGUST 31ST, 2023

03 -STREET FUND

66.67% OF FISCAL YEAR

REVENUES	CURRENT BUDGET	CURRENT PERIOD	YEAR TO DATE ACTUAL	% OF BUDGET	BUDGET BALANCE
<hr/>					
STREET DEPT					
03-4-06-314 GENERAL REVENUE (STATE OF ARK)	600,000.00	0.00	0.00	0.00	600,000.00
03-4-06-322 DEBRIS REMOVAL	0.00	100.00	400.00	0.00 (400.00)
03-4-06-386 STREET REVENUE TURNBACK	0.00	47,844.50	392,011.35	0.00 (392,011.35)
03-4-06-390 INTEREST INCOME	40.00	23.60	160.26	400.65 (120.26)
03-4-06-395 MISCELLANEOUS	95,000.00	0.00	95,016.83	100.02 (16.83)
TOTAL STREET DEPT	695,040.00	47,968.10	487,588.44	70.15	207,451.56
<hr/>					
TOTAL REVENUES	695,040.00	47,968.10	487,588.44	70.15	207,451.56
	=====	=====	=====	=====	=====

CITY OF OSCEOLA
REVENUE & EXPENSE REPORT (UNAUDITED)
AS OF: AUGUST 31ST, 2023

03 -STREET FUND

66.67% OF FISCAL YEAR

DEPARTMENTAL EXPENDITURES	CURRENT BUDGET	CURRENT PERIOD	YEAR TO DATE ACTUAL	% OF BUDGET	BUDGET BALANCE
STREET DEPT					
03-5-06-441 WAGES-STREET EMPLOYEES	440,000.00	32,133.20	252,344.67	57.35	187,655.33
03-5-06-455 TEMP SERVICES WAGES	50,000.00	10,825.85	63,616.35	127.23 (13,616.35)
03-5-06-502 PAYROLL TAX	35,200.00	2,376.44	19,157.39	54.42	16,042.61
03-5-06-503 GROUP INSURANCE	40,000.00	5,991.82	19,248.91	48.12	20,751.09
03-5-06-504 PENSION EXPENSE	7,500.00	100.35	1,723.91	22.99	5,776.09
03-5-06-510 TRAVEL & TRAINING EXPENSE	1,000.00	510.00	710.00	71.00	290.00
03-5-06-515 SAFETY SUPPLIES	2,500.00	142.72	1,444.51	57.78	1,055.49
03-5-06-580 UNIFORM EXPENSE	3,200.00	1,234.95	9,364.53	292.64 (6,164.53)
03-5-06-601 MATERIALS AND SUPPLIES	20,000.00	1,792.18	12,711.09	63.56	7,288.91
03-5-06-610 TELEPHONE	7,000.00	330.04	2,547.69	36.40	4,452.31
03-5-06-619 BUILDING EXPENSE	10,000.00	324.17	6,860.62	68.61	3,139.38
03-5-06-620 UTILITIES	5,000.00	1,474.18	6,573.12	131.46 (1,573.12)
03-5-06-630 INSURANCE	30,000.00	0.00	14,211.22	47.37	15,788.78
03-5-06-640 DUES, MBRSHPS & SUBSCRIPTIONS	250.00	0.00	201.49	80.60	48.51
03-5-06-647 LICENSES	0.00	0.00	24.17	0.00 (24.17)
03-5-06-648 IMMUNIZATIONS & PHYSICALS	1,000.00	132.00	788.00	78.80	212.00
03-5-06-650 REPAIRS & MAINTENANCE - VEH &	60,000.00	183.24	37,597.96	62.66	22,402.04
03-5-06-651 OPERATING EXPENSES - VEHICLES	55,000.00	14,590.22	38,278.37	69.60	16,721.63
03-5-06-700 EQUIPMENT PURCHASES	56,000.00	0.00	0.00	0.00	56,000.00
03-5-06-750 ASPHALT	2,500.00	0.00	0.00	0.00	2,500.00
03-5-06-751 GRAVEL	1,000.00	0.00	385.00	38.50	615.00
03-5-06-752 CULVERTS & DRAINS, ETC.	1,500.00	0.00	0.00	0.00	1,500.00
03-5-06-753 STREET-REPAIR CONTRACT	200,000.00	210.00	102,701.99	51.35	97,298.01
03-5-06-755 STREET PAINTING	500.00	0.00	0.00	0.00	500.00
03-5-06-756 SIGNS	2,500.00	0.00	0.00	0.00	2,500.00
03-5-06-840 DUMPING-DISPOSAL	65,000.00	19,317.88	52,732.42	81.13	12,267.58
03-5-06-899 MISCELLANEOUS	10,000.00	0.00	160.00	1.60	9,840.00
TOTAL STREET DEPT	1,106,650.00	91,669.24	643,383.41	58.14	463,266.59
<hr/>					
TOTAL EXPENDITURES	1,106,650.00	91,669.24	643,383.41	58.14	463,266.59
<hr/>					
REVENUES OVER/(UNDER) EXPENDITURES	(411,610.00)	(43,701.14)	(155,794.97)	(255,815.03)

04 -SANITATION FUND

ACCOUNT #	ACCOUNT DESCRIPTION	BALANCE	
ASSETS			
=====			
04-106	FNBEA-SANITATION FUND(9929)	2,321.92	
04-107	FNBEA SANITATION	200.00	
04-115	BANCORP-SANITATION FUND(9951)	58,227.89	
04-130	DUE TO/FROM OTHER FUNDS	(20,380.06)	
04-185	TOOLS AND EQUIPMENT	2,310,661.79	
04-188	LAND PLANT SITE	47,257.70	
04-189	AUTO & TRUCKS	76,896.68	
04-193	WASTE TO ENERGY FACILITY	1,444,544.38	
04-194	RESERVE FOR DEPR WASTE FACILIT	(2,868,173.89)	
		<u>1,051,556.41</u>	
	TOTAL ASSETS		1,051,556.41
=====			
LIABILITIES			
=====			
04-226	DUE TO STREET FUND	50,000.00	
04-263	N/P BCS COMML GARBAGE TRUCK	66,978.84	
04-267	N/P BCS KNUCKLEBOOM TRUCK	34,636.66	
04-269	N/P BCS COMML ROLL-OFF	30,072.93	
04-270	N/P BCS RESIDENTL GARBAGE TRUCK	33,737.43	
	TOTAL LIABILITIES	<u>215,425.86</u>	
EQUITY			
=====			
04-290	RETAINED EARNINGS	<u>956,859.24</u>	
	TOTAL BEGINNING EQUITY	956,859.24	
	TOTAL REVENUE	582,283.24	
	TOTAL EXPENSES	<u>703,011.93</u>	
	TOTAL REVENUE OVER/(UNDER) EXPENSES	(120,728.69)	
	TOTAL EQUITY & REV. OVER/(UNDER) EXP.	<u>836,130.55</u>	
	TOTAL LIABILITIES, EQUITY & REV.OVER/(UNDER) EXP.		1,051,556.41
=====			

CITY OF OSCEOLA
REVENUE & EXPENSE REPORT (UNAUDITED)
AS OF: AUGUST 31ST, 2023

04 -SANITATION FUND
FINANCIAL SUMMARY

66.67% OF FISCAL YEAR

	CURRENT BUDGET	CURRENT PERIOD	YEAR TO DATE ACTUAL	% OF BUDGET	BUDGET BALANCE
<u>REVENUE SUMMARY</u>					
SANITATION	850,050.00	73,184.57	514,622.92	60.54	335,427.08
PEST CONTROL FUND	108,000.00	9,768.00	67,660.32	62.65	40,339.68
TOTAL REVENUES	958,050.00	82,952.57	582,283.24	60.78	375,766.76
<u>EXPENDITURE SUMMARY</u>					
SANITATION	986,000.00	75,772.49	647,883.78	65.71	338,116.22
COMPOSTING DEPT	1,500.00	0.00	0.00	0.00	1,500.00
PEST CONTROL FUND	115,500.00	7,875.45	55,128.15	47.73	60,371.85
TOTAL EXPENDITURES	1,103,000.00	83,647.94	703,011.93	63.74	399,988.07
REVENUES OVER/(UNDER) EXPENDITURES	(144,950.00)	(695.37)	(120,728.69)		(24,221.31)

CITY OF OSCEOLA
REVENUE & EXPENSE REPORT (UNAUDITED)
AS OF: AUGUST 31ST, 2023

04 -SANITATION FUND

66.67% OF FISCAL YEAR

REVENUES	CURRENT BUDGET	CURRENT PERIOD	YEAR TO DATE ACTUAL	% OF BUDGET	BUDGET BALANCE
<hr/>					
<u>SANITATION</u>					
04-4-07-300 SALES	850,000.00	72,737.88	513,150.90	60.37	336,849.10
04-4-07-322 DEBRIS REMOVAL	0.00	0.00	100.00	0.00	100.00
04-4-07-390 INTEREST INCOME	50.00	9.89	71.53	143.06	21.53
04-4-07-395 MISCELLANEOUS	0.00	436.80	1,300.49	0.00	1,300.49
TOTAL SANITATION	850,050.00	73,184.57	514,622.92	60.54	335,427.08
<hr/>					
<u>COMPOSTING DEPT</u>					
<hr/>					
<u>PEST CONTROL FUND</u>					
04-4-20-300 SALES	108,000.00	9,768.00	67,660.32	62.65	40,339.68
TOTAL PEST CONTROL FUND	108,000.00	9,768.00	67,660.32	62.65	40,339.68
<hr/>					
TOTAL REVENUES	958,050.00	82,952.57	582,283.24	60.78	375,766.76
<hr/>					

CITY OF OSCEOLA
REVENUE & EXPENSE REPORT (UNAUDITED)
AS OF: AUGUST 31ST, 2023

04 -SANITATION FUND

66.67% OF FISCAL YEAR

DEPARTMENTAL EXPENDITURES	CURRENT BUDGET	CURRENT PERIOD	YEAR TO DATE ACTUAL	% OF BUDGET	BUDGET BALANCE
<u>SANITATION</u>					
04-5-07-451 WAGES-GARBAGE COLLECTIONS	300,000.00	21,554.31	199,639.12	66.55	100,360.88
04-5-07-455 TEMP SERVICE WAGES	45,000.00	7,403.90	35,982.73	79.96	9,017.27
04-5-07-502 PAYROLL TAX	24,000.00	1,591.54	15,824.41	65.94	8,175.59
04-5-07-503 GROUP INSURANCE	35,000.00	6,094.57	18,499.37	52.86	16,500.63
04-5-07-504 PENSION EXPENSE	10,500.00	874.90	7,440.15	70.86	3,059.85
04-5-07-510 TRAVEL & TRAINING EXPENSE	750.00	0.00	273.72	36.50	476.28
04-5-07-515 SAFETY SUPPLIES	5,000.00	560.75	721.15	14.42	4,278.85
04-5-07-580 UNIFORM EXPENSE	5,000.00	1,191.45	6,377.88	127.56 (1,377.88)
04-5-07-601 MATERIALS AND SUPPLIES	31,000.00	1,642.53	11,538.10	37.22	19,461.90
04-5-07-610 TELEPHONE	4,500.00	162.82	1,315.72	29.24	3,184.28
04-5-07-619 BUILDING EXPENSE	4,000.00	0.00	2,501.56	62.54	1,498.44
04-5-07-620 UTILITIES	2,500.00	560.24	1,120.48	44.82	1,379.52
04-5-07-630 INSURANCE	22,500.00	0.00	20,676.08	91.89	1,823.92
04-5-07-642 GARBAGE BAGS	20,000.00 (2,050.00) (10,320.00)	51.60-	30,320.00
04-5-07-647 LICENSES	1,000.00	0.00	0.00	0.00	1,000.00
04-5-07-648 IMMUNIZATIONS & PHYSICALS	250.00	0.00	50.00	20.00	200.00
04-5-07-650 REPAIRS & MAINTENANCE - VEH &	20,000.00 (111.21)	17,003.92	85.02	2,996.08
04-5-07-651 OPERATING EXPENSES - VEHICLES	45,000.00	11,500.42	37,567.01	83.48	7,432.99
04-5-07-764 DEPRECIATION EXPENSE	225,000.00	18,750.00	150,000.00	66.67	75,000.00
04-5-07-840 DUMPING-DISPOSAL	175,000.00	4,794.31	117,536.58	67.16	57,463.42
04-5-07-886 INTEREST EXPENSE	10,000.00	1,251.96	14,135.80	141.36 (4,135.80)
TOTAL SANITATION	986,000.00	75,772.49	647,883.78	65.71	338,116.22
<u>COMPOSTING DEPT</u>					
04-5-10-601 MATERIALS AND SUPPLIES	250.00	0.00	0.00	0.00	250.00
04-5-10-650 REPAIRS & MAINTENANCE - VEH &	1,000.00	0.00	0.00	0.00	1,000.00
04-5-10-651 OPERATING EXPENSES - VEHICLES	250.00	0.00	0.00	0.00	250.00
TOTAL COMPOSTING DEPT	1,500.00	0.00	0.00	0.00	1,500.00
<u>PEST CONTROL FUND</u>					
04-5-20-601 MATERIALS AND SUPPLIES	500.00	0.00	0.00	0.00	500.00
04-5-20-602 CHEMICALS AND SUPPLIES	115,000.00	7,875.45	55,128.15	47.94	59,871.85
TOTAL PEST CONTROL FUND	115,500.00	7,875.45	55,128.15	47.73	60,371.85
<u>TOTAL EXPENDITURES</u>					
	1,103,000.00	83,647.94	703,011.93	63.74	399,988.07
<u>REVENUES OVER/(UNDER) EXPENDITURES</u>					
	(144,950.00) (695.37) (120,728.69)	(24,221.31)

FUND: SANITATION FUND

DEPARTMENT	VENDOR NAME	GL ACCOUNT	ACCOUNT DESCRIPTION	DESCRIPTION	AMOUNT
		5-07-886	INTEREST EXPENSE	CADENCE EQUIPEMENT FINANCE	560.80
	BOOM COUNTRY TIRE	5-07-651	OPERATING EXPENSES -	STREET&SAN #9178	418.75
		5-07-651	OPERATING EXPENSES -	STREET&SAN #9178	1,065.88
	EF FBO TEMPS PLUS, INC.	5-07-455	TEMP SERVICE WAGES	SANITATION	728.00
		5-07-455	TEMP SERVICE WAGES	SANITATION	492.80
		5-07-455	TEMP SERVICE WAGES	SANITATION	582.40
		5-07-455	TEMP SERVICE WAGES	SANITATION	554.40
		5-07-455	TEMP SERVICE WAGES	SANITATION	728.00
		5-07-455	TEMP SERVICE WAGES	SANITATION	616.00
		5-07-455	TEMP SERVICE WAGES	SANITATION	728.00
		5-07-455	TEMP SERVICE WAGES	SANITATION	562.10
		5-07-455	TEMP SERVICE WAGES	SANITATION	728.00
		5-07-455	TEMP SERVICE WAGES	SANITATION	492.80
			TOTAL:		32,049.86
PEST CONTROL FUND	VECTOR DISEASE CONTROL	5-20-602	CHEMICALS AND SUPPLI	MOSQ. CONTR.	7,875.45
			TOTAL:		7,875.45

05 -AIRPORT FUND

ACCOUNT #	ACCOUNT DESCRIPTION	BALANCE	
<hr/>			
ASSETS			
=====			
05-101	REGIONS-AIRPORT OPERATING(680)	10,396.52	
05-105	BANCORP-AIRPORT GRANT(6248)	32,190.45	
05-130	DUE TO/FROM OTHER FUNDS	<u>6,905.97</u>	
			<u>49,492.94</u>
TOTAL ASSETS			49,492.94
			=====
LIABILITIES			
=====			
EQUITY			
=====			
05-291	BEGINNING FUND BALANCE	<u>52,219.67</u>	
	TOTAL BEGINNING EQUITY	52,219.67	
TOTAL REVENUE		10,951.35	
TOTAL EXPENSES		<u>13,678.08</u>	
TOTAL REVENUE OVER/(UNDER) EXPENSES		(2,726.73)	
TOTAL EQUITY & REV. OVER/(UNDER) EXP.			<u>49,492.94</u>
TOTAL LIABILITIES, EQUITY & REV.OVER/(UNDER) EXP.			49,492.94
			=====

CITY OF OSCEOLA
REVENUE & EXPENSE REPORT (UNAUDITED)
AS OF: AUGUST 31ST, 2023

05 -AIRPORT FUND
FINANCIAL SUMMARY

66.67% OF FISCAL YEAR

	CURRENT BUDGET	CURRENT PERIOD	YEAR TO DATE ACTUAL	% OF BUDGET	BUDGET BALANCE
<u>REVENUE SUMMARY</u>					
AIRPORT	0.00	434.00	10,951.35	0.00 (10,951.35)
TOTAL REVENUES	0.00	434.00	10,951.35	0.00 (10,951.35)
<u>EXPENDITURE SUMMARY</u>					
AIRPORT	8,000.00	14.86	13,678.08	170.98 (5,678.08)
TOTAL EXPENDITURES	8,000.00	14.86	13,678.08	170.98 (5,678.08)
REVENUES OVER/(UNDER) EXPENDITURES	(8,000.00)	419.14 (2,726.73)	(5,273.27)

CITY OF OSCEOLA
REVENUE & EXPENSE REPORT (UNAUDITED)
AS OF: AUGUST 31ST, 2023

05 -AIRPORT FUND

66.67% OF FISCAL YEAR

REVENUES	CURRENT BUDGET	CURRENT PERIOD	YEAR TO DATE ACTUAL	% OF BUDGET	BUDGET BALANCE
<hr/>					
AIRPORT					
05-4-09-390 INTEREST INCOME	0.00	4.10	38.71	0.00 (38.71)
05-4-09-391 RENTAL INCOME	0.00	0.00	7,000.00	0.00 (7,000.00)
05-4-09-395 MISCELLANEOUS	0.00	429.90	3,912.64	0.00 (3,912.64)
TOTAL AIRPORT	0.00	434.00	10,951.35	0.00 (10,951.35)
<hr/>					
TOTAL REVENUES	0.00	434.00	10,951.35	0.00 (10,951.35)
	=====	=====	=====	=====	=====

CITY OF OSCEOLA
REVENUE & EXPENSE REPORT (UNAUDITED)
AS OF: AUGUST 31ST, 2023

05 -AIRPORT FUND

66.67% OF FISCAL YEAR

DEPARTMENTAL EXPENDITURES	CURRENT BUDGET	CURRENT PERIOD	YEAR TO DATE ACTUAL	% OF BUDGET	BUDGET BALANCE
<hr/>					
AIRPORT					
05-5-09-601 MATERIALS AND SUPPLIES	0.00	0.00	13,584.05	0.00 (13,584.05)
05-5-09-619 BUILDING EXPENSE	7,500.00	0.00	0.00	0.00	7,500.00
05-5-09-620 UTILITIES	0.00	14.86	94.03	0.00 (94.03)
05-5-09-630 INSURANCE	500.00	0.00	0.00	0.00	500.00
TOTAL AIRPORT	8,000.00	14.86	13,678.08	170.98 (5,678.08)
<hr/>					
TOTAL EXPENDITURES	8,000.00	14.86	13,678.08	170.98 (5,678.08)
<hr/>					
REVENUES OVER/(UNDER) EXPENDITURES	(8,000.00)	419.14 (2,726.73)	(5,273.27)

FUND: FIREMEN'S PENSION FU

DEPARTMENT	VENDOR NAME	GL ACCOUNT	ACCOUNT DESCRIPTION	DESCRIPTION	AMOUNT
NON-DEPARTMENTAL	CITY GENERAL FUND	207	GROUP INSURANCE W/H	HEALTH INSURANCE FIRE PENS	19.40
		207	GROUP INSURANCE W/H	HEART STROKE FIRE PENSION	100.44
		207	GROUP INSURANCE W/H	LIFE INSURANCE-FIRE PENSIO	18.96
		207	GROUP INSURANCE W/H	DENTAL FIRE PENSION	164.18
		207	GROUP INSURANCE W/H	VISION FIRE PENSION	45.16
	EFTPS	202	FEDERAL W/H PAYABLE	FEDERAL W/H	1,692.00
				TOTAL:	2,040.14

```

===== FUND TOTALS =====
01  OSCEOLA LIGHT & POWER      2,227,395.37
02  CITY GENERAL FUND          671,407.47
03  STREET FUND                 52,338.04
04  SANITATION FUND            51,579.02
07  FIREMEN'S PENSION FUND     2,040.14
-----
GRAND TOTAL:                   3,004,760.04
-----

```

TOTAL PAGES: 20

SELECTION CRITERIA

SELECTION OPTIONS

VENDOR SET: 01-City of Osceola
VENDOR: All
CLASSIFICATION: All
BANK CODE: All
ITEM DATE: 8/01/2023 THRU 8/31/2023
ITEM AMOUNT: 99,999,999.00CR THRU 99,999,999.00
GL POST DATE: 0/00/0000 THRU 99/99/9999
CHECK DATE: 0/00/0000 THRU 99/99/9999

PAYROLL SELECTION

PAYROLL EXPENSES: NO
EXPENSE TYPE: N/A
CHECK DATE: 0/00/0000 THRU 99/99/9999

PRINT OPTIONS

PRINT DATE: None
SEQUENCE: By Department
DESCRIPTION: Distribution
GL ACCTS: YES
REPORT TITLE: C O U N C I L R E P O R T
SIGNATURE LINES: 0

PACKET OPTIONS

INCLUDE REFUNDS: YES
INCLUDE OPEN ITEM:NO

FUND: OSCEOLA LIGHT & POWER

DEPARTMENT	VENDOR NAME	GL ACCOUNT	ACCOUNT DESCRIPTION	DESCRIPTION	AMOUNT
NON-DEPARTMENTAL	ACSC	214			488.00
		214			488.00
		214			360.00
		214			360.00
		214			180.00
	SEMINOLE CONTRACTING CO	183	WATER PLANT	SEMINOLE CONTRACTING CO	1,275.00
	OMLP	115	BANCORP-OMLP GENERAL	OMLP	100,000.00
	DEPT OF FINANCE	204	ARKANSAS W/H PAYABLE	STATE W/H	1,756.35
		204	ARKANSAS W/H PAYABLE	STATE W/H	1,825.37
		204	ARKANSAS W/H PAYABLE	STATE W/H	9.33
	CITY GENERAL FUND	115	BANCORP-OMLP GENERAL	CITY GENERAL FUND	150,000.00
	OMLP PAYROLL	116	BANCORP-OMLP PAYROLL	OMLP PY BCS 08/10/2023	8,523.03
		116	BANCORP-OMLP PAYROLL	OMLP PY REG DD 08/10/2023	38,479.48
		116	BANCORP-OMLP PAYROLL	OMLP PY CADENCE 08/24/23	6,573.06
		116	BANCORP-OMLP PAYROLL	OMLP PY REG DD 08/24/23	39,062.76
		116	BANCORP-OMLP PAYROLL	STALLINGS REIM PY BCS 8/31	563.46
	MISCELLANEOUS V HOLLIS, JR,	216	REFUNDS PAYABLE	05-11800-00	293.31
	HEATHER PATR	216	REFUNDS PAYABLE	18-09000-03	60.13
	PULLOM, ARVE	216	REFUNDS PAYABLE	24-24400-09	116.48
	PEREZ, JOSE	216	REFUNDS PAYABLE	03-14400-08	68.69
	FORD, JAMES	216	REFUNDS PAYABLE	15-07800-01	1.26
	MONTGOMERY,	216	REFUNDS PAYABLE	17-20700-02	71.85
	THOMAS, HENR	216	REFUNDS PAYABLE	24-29500-10	117.75
	SHELBY ELECTRIC CO	181	ELECTRIC POWER PLANT	ELEC	706.48
		181	ELECTRIC POWER PLANT	ELEC	75,735.00
		181	ELECTRIC POWER PLANT	ELEC	658.91
		181	ELECTRIC POWER PLANT	ELEC	2,500.31
		181	ELECTRIC POWER PLANT	ELEC	8,520.44
	TECHLINE LTD	181	ELECTRIC POWER PLANT	ELEC	1,435.51
		210	PURCHASE POWER PAYAB	INV#12640	671,247.81
		183	WATER PLANT	INVOICE# 2607650	77,460.61
		202	FEDERAL W/H PAYABLE	FEDERAL W/H	4,254.92
		202	FEDERAL W/H PAYABLE	FEDERAL W/H	5,052.06
	LAYNE CHRISTENSEN CO	202	FEDERAL W/H PAYABLE	FEDERAL W/H	53.81
		203	SOC SECURITY W/H PAY	FICA W/H	3,836.63
		203	SOC SECURITY W/H PAY	FICA W/H	3,743.82
		203	SOC SECURITY W/H PAY	FICA W/H	47.11
		203	SOC SECURITY W/H PAY	MEDICARE W/H	892.28
		203	SOC SECURITY W/H PAY	MEDICARE W/H	875.58
		203	SOC SECURITY W/H PAY	MEDICARE W/H	4.84
		210	PURCHASE POWER PAYAB	MISSISSIPPI COUNTY ELECTRIC	800,567.83
	AOLARA TECHNOLOGIES	183	WATER PLANT	INVOICE# 23102403 R1	23,771.80
		181	ELECTRIC POWER PLANT	ELEC -JUST#308675	62,530.00
	AV WATER TECHNOLOGIES, LLC	183	WATER PLANT	WATER	10,968.37
	BREWER APPRAISAL SERVICE	143	2019 BOND PROJECT FU	BREWER APPRAISAL SERVICE	2,000.00
				TOTAL:	7,108,153.27
ELECTRIC DEPT	CAPITAL ONF	5-12-601	MATERIALS AND SUPPLY	ELEC	230.12
		5-12-601	MATERIALS AND SUPPLY	ELEC	757.77
		5-12-601	MATERIALS AND SUPPLY	ELEC	479.65
	HILL MANUFACTURING	5-12-601	MATERIALS AND SUPPLY	ELEC	417.15
	BUGMORILE OF AR INC	5-12-619	BUILDING EXPENSE	ELEC	29.10
		5-12-619	BUILDING EXPENSE	ELEC WAREHOUSE	52.60
	ALTEC IND INC	5-12-650	REPAIRS & MAINTENANCE	ELEC	1,394.54

FUND: OSCEOLA LIGHT & POWE

DEPARTMENT	VENDOR NAME	GL ACCOUNT	ACCOUNT DESCRIPTION	DESCRIPTION	AMOUNT
		5-12-650	REPAIRS & MAINTENANC	ELEC	204.11
	FOUNTAIN PLUMBING	5-12-601	MATERIALS AND SUPPLI	ELEC	36.58
		5-12-601	MATERIALS AND SUPPLI	ELEC	45.83
	KENNEMORE HOME	5-12-601	MATERIALS AND SUPPLI	ELEC	44.47
		5-12-601	MATERIALS AND SUPPLI	ELEC	68.10
		5-12-601	MATERIALS AND SUPPLI	ELEC	21.95
		5-12-601	MATERIALS AND SUPPLI	ELEC	16.48
		5-12-601	MATERIALS AND SUPPLI	ELEC	4.95
	REGULATORY COMPLIANCE SERVIC	5-12-860	CONSULTING SERVICES	ELEC	395.00
	NEXAIR LLC	5-12-601	MATERIALS AND SUPPLI	ELE	44.12
		5-12-601	MATERIALS AND SUPPLI	ELE	542.91
	LEGAL SHIELD	5-12-503	GROUP INSURANCE	ELEC	25.90
	NEA BAPTIST CLINIC C/O OCC M	5-12-648	IMMUNIZATIONS & PHYS	ELEC	45.00
	CLAYTONS BODY SHOP	5-12-650	REPAIRS & MAINTENANC	ELEC-2015 RAM PICKUP	2,824.25
	AMERICAN HERITAGE LIFE	5-12-503	GROUP INSURANCE	ELECTRIC	270.68
		5-12-503	GROUP INSURANCE	ELEC	30.12
	TIFCO INDUSTRIES	5-12-601	MATERIALS AND SUPPLI	ELEC	275.81
	CITIZENS FIDELITY INS	5-12-503	GROUP INSURANCE	OMLP	42.73
		5-12-503	GROUP INSURANCE	OMLP	42.73
	RITTER COMMUNICATIONS	5-12-620	UTILITIES	ELEC	203.98
	METLIFE GROUP BENEFITS	5-12-503	GROUP INSURANCE	ELEC	147.85
	O'REILLY AUTO STORES INC	5-12-650	REPAIRS & MAINTENANC	ELEC	107.70
		5-12-650	REPAIRS & MAINTENANC	ELEC	291.76
		5-12-650	REPAIRS & MAINTENANC	ELEC	9.37
		5-12-650	REPAIRS & MAINTENANC	ELEC	54.99
		5-12-650	REPAIRS & MAINTENANC	ELEC	29.68
		5-12-650	REPAIRS & MAINTENANC	ELEC	109.74
		5-12-650	REPAIRS & MAINTENANC	ELEC	247.72
	DELTA DENTAL	5-12-503	GROUP INSURANCE	ELECTRIC	612.98
	SOUTHERN TIRE MART LLC	5-12-650	REPAIRS & MAINTENANC	ELEC	554.04
	VERIZON WIRELESS	5-12-610	TELEPHONE	ELEC	658.92
	DELTA VISION	5-12-503	GROUP INSURANCE	ELECTRIC	101.02
	EFTPS	5-12-502	PAYROLL TAX	FICA W/H	1,670.97
		5-12-502	PAYROLL TAX	FICA W/H	1,562.32
		5-12-502	PAYROLL TAX	FICA W/H	42.11
		5-12-502	PAYROLL TAX	MEDICARE W/H	390.79
		5-12-502	PAYROLL TAX	MEDICARE W/H	365.39
		5-12-502	PAYROLL TAX	MEDICARE W/H	9.85
	AT#T	5-12-620	UTILITIES	ADMIN	320.58
	WHOLESALE ELECTRIC SUPPLY	5-12-650	REPAIRS & MAINTENANC	WHOLESALE ELECTRIC SUPPLY	40.27
	WEX FLEET UNIVERSAL	5-12-651	OPERATING EXPENSES -	ELEC	2,120.95
	BLACK HILLS ENERGY	5-12-620	UTILITIES	ELECTRIC # 3160 9353 97	40.09
		5-12-620	UTILITIES	ELECTRIC # 3160 6055 42	40.09
	MUNICIPAL HEALTH BENEFIT FUN	5-12-503	GROUP INSURANCE	ELECTRIC	6,697.50
	CINTAS UNIFORM CORP 206	5-12-619	BUILDING EXPENSE	OMLP - PAYER# 15946614	456.75
	ARAMARK	5-12-515	SAFETY SUPPLIES	ELECTRIC - ACCT# 860068287	142.72
	MICHAEL W. GODSEY	5-12-619	BUILDING EXPENSE	ELEC	648.67
		5-12-619	BUILDING EXPENSE	ELEC	315.70
	ARAMARK- DIRECT SALES	5-12-580	UNIFORM EXPENSE	ELEC	310.00
	VERIZON NETWORK FLEET, INC.(5-12-651	OPERATING EXPENSES -	ELEC	178.09
	AT&T MOBILITY	5-12-610	TELEPHONE	ELEC	162.82
	PARMAN ENERGY GROUP	5-12-651	OPERATING EXPENSES -	ELECTRIC	582.72
		5-12-651	OPERATING EXPENSES -	ELECTRIC	329.78
		5-12-651	OPERATING EXPENSES -	ELECTRIC	481.30

FUND: OSCEOLA LIGHT & POWE

DEPARTMENT	VENDOR NAME	GL ACCOUNT	ACCOUNT DESCRIPTION	DESCRIPTION	AMOUNT
		5-12-651	OPERATING EXPENSES -	ELECTRIC	564.00
		5-12-651	OPERATING EXPENSES -	ELECTRIC	358.68
		5-12-651	OPERATING EXPENSES -	ELECTRIC	501.87
		5-12-651	OPERATING EXPENSES -	ELEC	302.20
		5-12-651	OPERATING EXPENSES -	ELEC	509.94
		5-12-651	OPERATING EXPENSES -	ELECTRIC	503.82
		5-12-651	OPERATING EXPENSES -	ELECTRIC	380.78
	BOOM COUNTRY TIRE	5-12-650	REPAIRS & MAINTENANC	TO REPLACE CK#024510	468.63
		5-12-650	REPAIRS & MAINTENANC	ELEC	428.26
		5-12-650	REPAIRS & MAINTENANC	ELEC	478.53
		5-12-650	REPAIRS & MAINTENANC	ELEC	745.92
	EF FBO TEMPS PLUS, INC.	5-12-455	TEMP SERVICE WAGES	ELECTRIC	812.00
		5-12-455	TEMP SERVICE WAGES	ELECTRIC	121.80
		5-12-455	TEMP SERVICE WAGES	ELECTRIC	649.60
		5-12-455	TEMP SERVICE WAGES	ELECTRIC	812.00
		5-12-455	TEMP SERVICE WAGES	ELECTRIC	812.00
		5-12-455	TEMP SERVICE WAGES	ELECTRIC	812.00
			TOTAL:		37,454.69
WATER DEPT	CAPITAL ONE	5-13-601	MATERIALS AND SUPPLI	WATER	270.01
	HILL MANUFACTURING	5-13-601	MATERIALS AND SUPPLI	REPLACE CHECK#024492	383.35
	FOUNTAIN PLUMBING	5-13-602	CHEMICALS AND SUPPLI	WATER	37.02
	KENNEMORE HOME	5-13-601	MATERIALS AND SUPPLI	WATER	208.99
		5-13-601	MATERIALS AND SUPPLI	WATER	34.07
		5-13-601	MATERIALS AND SUPPLI	WATER	43.98
	ELECTRICAL & INDUSTRIAL SUPP	5-13-602	CHEMICALS AND SUPPLI	WATER - INV# 0743-1032483	1,235.60
		5-13-602	CHEMICALS AND SUPPLI	WATER - INV# 0743-1033233	102.23
	LEGAL SHIELD	5-13-503	GROUP INSURANCE	WATER	16.95
	NEA BAPTIST CLINIC C/O OCC M	5-13-648	IMMUNIZATIONS & PHYS	WATER	25.00
	AMERICAN HERITAGE LIFE	5-13-503	GROUP INSURANCE	WATER	32.32
	RITTER COMMUNICATIONS	5-13-620	UTILITIES	WATER	329.96
		5-13-620	UTILITIES	WATER	329.96
	O'REILLY AUTO STORES INC	5-13-601	MATERIALS AND SUPPLI	SAN	38.48
		5-13-650	REPAIRS & MAINTENANC	TRANSACTION# 1183330206	200.10
		5-13-650	REPAIRS & MAINTENANC	TRANSACTION# 1183330210	11.00-
		5-13-601	MATERIALS AND SUPPLI	TRANSACTION# 1183330234	19.76
		5-13-650	REPAIRS & MAINTENANC	TRANSACTION# 1183330588	91.38-
	DELTA DENTAL	5-13-503	GROUP INSURANCE	WATER	86.84
	RAILROAD MANAGEMENT CO	5-13-647	LICENSES	DRIVER GRIDER INV#486901	344.67
		5-13-647	LICENSES	RAILROAD MANAGEMENT CO	344.67
	UTILITY SERVICE CO INC	5-13-683	PUMP AND TANK REPAIR	WATER	1,080.44
	VERIZON WIRELESS	5-13-610	TELEPHONE	WATER	200.42
	DELTA VISION	5-13-503	GROUP INSURANCE	WATER	5.86
	EFTPS	5-13-502	PAYROLL TAX	FICA W/H	689.45
		5-13-502	PAYROLL TAX	FICA W/H	695.49
		5-13-502	PAYROLL TAX	MEDICARE W/H	161.25
		5-13-502	PAYROLL TAX	MEDICARE W/H	162.66
	TRI STATE INDUSTRIAL SUPPLY	5-13-601	MATERIALS AND SUPPLI	WATER	43.71
	BLACK HILLS ENERGY	5-13-620	UTILITIES	WATER # 2405 1118 13	29.47
	MUNICIPAL HEALTH BENEFIT FUN	5-13-503	GROUP INSURANCE	WATER	2,377.50
	CORE & MAIN	5-13-601	MATERIALS AND SUPPLI	WATER	140.80
		5-13-601	MATERIALS AND SUPPLI	WATER	341.00
		5-13-601	MATERIALS AND SUPPLI	WATER	2,933.48
	CINTAS UNIFORM CORP 206	5-13-580	UNIFORM EXPENSE	WATER - ACCT# 15946590	1,088.30

FUND: OSCEOLA LIGHT & POWE

DEPARTMENT	VENDOR NAME	GL ACCOUNT	ACCOUNT DESCRIPTION	DESCRIPTION	AMOUNT
	ARAMARK	5-13-515	SAFETY SUPPLIES	WATER - ACCT# 860068289	71.36
	VERIZON NETWORK FLEET, INC.	5-13-651	OPERATING EXPENSES -	WATER	145.71
	BRENNTAG MID-SOUTH, INC.	5-13-602	CHEMICALS AND SUPPLI	WATER	4,995.54
	AT&T MOBILITY	5-13-610	TELEPHONE	WATER	162.81
	BOB'S AUTO CENTER, LLC	5-13-650	REPAIRS & MAINTENANC	WATER	272.25
	PLOW TECHNOLOGIES	5-13-640	DUES, MBRSHPS & SUBS	WATER	345.20
	MOBLEY CONCRETE	5-13-601	MATERIALS AND SUPPLI	WATER	1,458.60
	EF FBO TEMPS PLUS, INC.	5-13-455	TEMP SERVICE WAGES	WATER	784.00
		5-13-455	TEMP SERVICE WAGES	WATER	784.00
		5-13-455	TEMP SERVICE WAGES	WATER	784.00
		5-13-455	TEMP SERVICE WAGES	WATER	627.20
		5-13-455	TEMP SERVICE WAGES	WATER	784.00
			TOTAL:		25,146.08
SEWER DEPT	BUGMOBILE OF AR INC	5-14-601	MATERIALS AND SUPPLI	SEWER	83.60
	NORTHERN SAFETY CO INC	5-14-601	MATERIALS AND SUPPLI	SEWER	694.51
		5-14-601	MATERIALS AND SUPPLI	SEWER	74.89
	MID SOUTH SALES	5-14-650	REPAIRS & MAINTENANC	SEWER	930.77
	FOUNTAIN PLUMBING	5-14-601	MATERIALS AND SUPPLI	SEWER	6.55
	KENNEMORE HOME	5-14-683	PUMP AND TANK REPAIR	SEWER	181.17
		5-14-601	MATERIALS AND SUPPLI	SEWER	38.15
		5-14-601	MATERIALS AND SUPPLI	SEWER	34.52
	LEGAL SHIELD	5-14-503	GROUP INSURANCE	SEWER	69.80
	AMERICAN HERITAGE LIFE	5-14-503	GROUP INSURANCE	SEWER	29.84
		5-14-503	GROUP INSURANCE	SEWER	303.72
	ADEQ	5-14-647	LICENSES	WW-LICENSE	200.00
		5-14-647	LICENSES	WW-LICENSE	7,225.00
	JOHN DEERE FINANCIAL	5-14-601	MATERIALS AND SUPPLI	SEWER	254.82
	O'REILLY AUTO STORES INC	5-14-650	REPAIRS & MAINTENANC	TRANSACTION# 1183330823	17.48
		5-14-601	MATERIALS AND SUPPLI	TRANSACTION# 118333488	34.17
		5-14-601	MATERIALS AND SUPPLI	TRANSACTION# 118333746	34.17
	DELTA DENTAL	5-14-503	GROUP INSURANCE	SEWER	193.13
	DELTA VISION	5-14-503	GROUP INSURANCE	SEWER	42.16
	ENTERGY	5-14-620	UTILITIES	SEWER	143.88
		5-14-620	UTILITIES	SEWER	42.51
		5-14-620	UTILITIES	SEWER	42.92
		5-14-620	UTILITIES	SEWER	170.61
	POWERPLAN	5-14-650	REPAIRS & MAINTENANC	SEWER	806.59
	EFTPS	5-14-502	PAYROLL TAX	FICA W/H	587.94
		5-14-502	PAYROLL TAX	FICA W/H	602.54
		5-14-502	PAYROLL TAX	MEDICARE W/H	137.50
		5-14-502	PAYROLL TAX	MEDICARE W/H	140.91
	JOE HARRIS JR., TRUCKING INC.	5-14-601	MATERIALS AND SUPPLI	WATER	715.00
	WHOLESALE ELECTRIC SUPPLY	5-14-683	PUMP AND TANK REPAIR	WATER	79.56
	MISSISSIPPI COUNTY ELECTRIC	5-14-620	UTILITIES	SEWER	85.30
	BLACK HILLS ENERGY	5-14-620	UTILITIES	SEWER # 4671 3918 70	40.09
		5-14-620	UTILITIES	SEWER # 2995 5000 39	77.90
	MUNICIPAL HEALTH BENEFIT FUN	5-14-503	GROUP INSURANCE	SEWER	1,612.50
	OST, LLC.	5-14-648	IMMUNIZATIONS & PHYS	W/W	32.00
	PARMAN ENERGY GROUP	5-14-651	OPERATING EXPENSES -	WATER	728.40
		5-14-651	OPERATING EXPENSES -	WATER	601.62
		5-14-651	OPERATING EXPENSES -	WATER	627.33
		5-14-651	OPERATING EXPENSES -	WATER	377.76
		5-14-651	OPERATING EXPENSES -	WATER	629.78

FUND: OSCEOLA LIGHT & POWE

DEPARTMENT	VENDOR NAME	GL ACCOUNT	ACCOUNT DESCRIPTION	DESCRIPTION	AMOUNT
	MID-AMERICAN RESEARCH CHEMIC	5-14-601	MATERIALS AND SUPPLI	SEWER	1,378.14
	BOOM COUNTRY TIRE	5-14-650	REPAIRS & MAINTENANC	SEWER	2,261.36
	EF FBO TEMPS PLUS, INC.	5-14-455	TEMP SERVICE WAGES	SEWER	784.00
		5-14-455	TEMP SERVICE WAGES	SEWER	744.80
		5-14-455	TEMP SERVICE WAGES	SEWER	627.20
		5-14-455	TEMP SERVICE WAGES	SEWER	571.20
		5-14-455	TEMP SERVICE WAGES	SEWER	784.00
		5-14-455	TEMP SERVICE WAGES	SEWER	952.00
		5-14-455	TEMP SERVICE WAGES	SEWER	784.00
			TOTAL:		27,549.45
ADMINISTRATION	CAPITAL ONE	5-15-601	MATERIALS AND SUPPLI	ADMIN	563.37
		5-15-601	MATERIALS AND SUPPLI	ADMIN	258.63
		5-15-601	MATERIALS AND SUPPLI	ADMIN	49.30
		5-15-601	MATERIALS AND SUPPLI	ADMIN	28.65
	BUGMOBILE OF AR INC	5-15-619	BUILDING EXPENSE	CITY HALL/DR.THRU#10786	52.80
	QUILL CORP	5-15-601	MATERIALS AND SUPPLI	ACCOUNT# 3320309	492.29
		5-15-601	MATERIALS AND SUPPLI	ACCOUNT# 3320309	41.79
		5-15-601	MATERIALS AND SUPPLI	INVOICE# 33861059	470.37
		5-15-601	MATERIALS AND SUPPLI	ADMIN	462.96
		5-15-601	MATERIALS AND SUPPLI	ADMIN	18.80
		5-15-601	MATERIALS AND SUPPLI	INVOICE# 34037026	35.19
		5-15-601	MATERIALS AND SUPPLI	INVOICE# 34047164	211.24
	MID SOUTH FLORIST	5-15-601	MATERIALS AND SUPPLI	CITY HALL	313.50
	UNITED PARCEL SERVICE	5-15-606	POSTAGE	UNITED PARCEL SERVICE	163.98
	ARKANSAS MUNICIPAL POWER ASS	5-15-860	CONSULTING SERVICES	AMPA MONTHLY LEGAL - AUGUS	891.37
	THOMAS SPEIGHT & NOBLE	5-15-860	CONSULTING SERVICES	THOMAS SPEIGHT & NOBLE	8,940.00
	LEGAL SHIELD	5-15-503	GROUP INSURANCE	ADMIN-OMLP	33.90
	U.S. POSTAL SERVICE	5-15-606	POSTAGE	POSTAGE	1,550.00
	AMERICAN HERITAGE LIFE	5-15-503	GROUP INSURANCE	ADMIN-OMLP	19.92
		5-15-503	GROUP INSURANCE	ADMIN-OMLP	47.64
	CITIZENS FIDELITY INS	5-15-503	GROUP INSURANCE	ADMIN	9.62
		5-15-503	GROUP INSURANCE	ADMIN	9.62
	METLIFE GROUP BENEFITS	5-15-503	GROUP INSURANCE	ADMIN-OMLP	128.07
	DELTA DENTAL	5-15-503	GROUP INSURANCE	ADMIN-OMLP	273.72
	NORTH AMERICAN ELECTRIC RC	5-15-860	CONSULTING SERVICES	ADMIN	1,338.98
	QUADIENT FINANCE USA, INC	5-15-606	POSTAGE	ADMIN	2,000.00
	ARKANSAS ONE-CALL SYSTEM INC	5-15-610	TELEPHONE	ELEC	113.33
	VERIZON WIRELESS	5-15-610	TELEPHONE	CITY-ADMIN	138.08
	DELTA VISION	5-15-503	GROUP INSURANCE	ADMIN-OMLP	59.44
	EFTPS	5-15-502	PAYROLL TAX	FICA W/H	888.27
		5-15-502	PAYROLL TAX	FICA W/H	883.47
		5-15-502	PAYROLL TAX	MEDICARE W/H	207.74
		5-15-502	PAYROLL TAX	MEDICARE W/H	206.62
	OSCEOLA PRINTING & OFFICE SU	5-15-601	MATERIALS AND SUPPLI	ADMIN	341.00
	MUNICIPAL HEALTH BENEFIT FUN	5-15-503	GROUP INSURANCE	ADMIN-OMLP	2,760.00
	OST, LLC.	5-15-648	IMMUNIZATIONS & PHYS	LIGHT OFFICE	32.00
		5-15-648	IMMUNIZATIONS & PHYS	LIGHT OFFICE	32.00
	CINTAS UNIFORM CORP 206	5-15-619	BUILDING EXPENSE	CITY HALL - PAYER# 1594658	996.87
	ARAMARK	5-15-515	SAFETY SUPPLIES	CITY HALL - ACCT# 86006828	71.36
	AT&T MOBILITY	5-15-610	TELEPHONE	ADMIN-OMLP	162.82
	AT&T	5-15-610	TELEPHONE	AT&T	470.12
	ALLY IT	5-15-640	DUES, MBRSHPS & SUPS	INVOICE # 28816	2,761.00
	EF FBO TEMPS PLUS, INC.	5-15-455	TEMP SERVICE WAGES	ADMIN	192.50

FUND: OSCEOLA LIGHT & POWE

DEPARTMENT	VENDOR NAME	GL ACCOUNT	ACCOUNT DESCRIPTION	DESCRIPTION	AMOUNT
		5-15-455	TEMP SERVICE WAGES	ADMIN	192.50
		5-15-455	TEMP SERVICE WAGES	ADMIN	177.10
				TOTAL:	<u>29,091.93</u>

FUND: CITY GENERAL FUND

DEPARTMENT	VENDOR NAME	GL ACCOUNT	ACCOUNT DESCRIPTION	DESCRIPTION	AMOUNT
NON-DEPARTMENTAL	ACSC	214			206.89
		214			206.89
		214			210.00
		214			210.00
		214			232.00
		214			232.00
		214			210.00
		214			210.00
		214			434.00
		214			434.00
		214			120.00
		214			120.00
		214			53.08
		214			53.08
		214			216.00
		214			216.00
		214			150.00
		214			150.00
		214			222.00
		214			222.00
		214			100.00
		214			100.00
		214			392.68
		214			392.68
	OSCEOLA FIRE DEPT	222	FIREMEN'S FUND	FIREMAN FUND	167.55
		222	FIREMEN'S FUND	FIREMAN FUND	351.71
	BEST OF FINANCE	204	ARKANSAS W/H PAYABLE	STATE W/H	750.00
		204	ARKANSAS W/H PAYABLE	STATE W/H	4,661.79
		204	ARKANSAS W/H PAYABLE	STATE W/H	256.01
		204	ARKANSAS W/H PAYABLE	STATE W/H	5,112.39
	CITY PAYROLL	116	BANCORP-CITY GEN PAY	OPD STIPENED PY ECS 08/02/	11,602.50
		116	BANCORP-CITY GEN PAY	CITY PY BCS 08/10/2023	15,770.50
		116	BANCORP-CITY GEN PAY	CITY PY REG DD 08/10/2023	98,852.16
		116	BANCORP-CITY GEN PAY	ELECTED OFF PY PCS 08/25/2	1,838.50
		116	BANCORP-CITY GEN PAY	ELECTED OFF PY REG DD 08/2	6,911.97
		116	BANCORP-CITY GENERAL	CITY RETIRER PY REG DD 8/2	2,027.62
		116	BANCORP-CITY GEN PAY	CITY PY CAGENCE 08/24/23	15,193.04
		116	BANCORP-CITY GEN PAY	CITY PY REG DD 08/24/23	106,896.98
	EFTPS	202	FEDERAL W/H PAYABLE	FEDERAL W/H	1,508.80
		202	FEDERAL W/H PAYABLE	FEDERAL W/H	11,749.52
		202	FEDERAL W/H PAYABLE	FEDERAL W/H	1,264.01
		202	FEDERAL W/H PAYABLE	FEDERAL W/H	13,602.43
		203	SOC SECURITY W/H PAY	FICA W/H	930.00
		203	SOC SECURITY W/H PAY	FICA W/H	7,134.50
		203	SOC SECURITY W/H PAY	FICA W/H	691.11
		203	SOC SECURITY W/H PAY	FICA W/H	7,368.28
		203	SOC SECURITY W/H PAY	MEDICARE W/H	217.50
		203	SOC SECURITY W/H PAY	MEDICARE W/H	2,178.45
		203	SOC SECURITY W/H PAY	MEDICARE W/H	161.63
		203	SOC SECURITY W/H PAY	MEDICARE W/H	2,335.24
	TENNESSEE CHILD SUPPORT (STA	214			149.52
		214			149.53
				TOTAL:	124,949.85

FUND: CITY GENERAL FUND

DEPARTMENT	VENDOR NAME	GL ACCOUNT	ACCOUNT DESCRIPTION	DESCRIPTION	AMOUNT
ADMINISTRATION	BUGMOBILE OF AR INC	5-01-751	SR. CITIZEN BLDG EXP	REPLACE CH#61507	52.80
		5-01-751	SR. CITIZEN BLDG EXP	SEN. CITIZEN	52.80
	QUILL CORP	5-01-601	MATERIALS AND SUPPLI	INVOICE # 33740185	135.33
		5-01-601	MATERIALS AND SUPPLI	INVOICE# 33785204	184.17
		5-01-601	MATERIALS AND SUPPLI	INVOICE# 34042279	149.56
		5-01-601	MATERIALS AND SUPPLI	INVOICE# 34101476	125.76
	HENDERSON HEAT & AIR	5-01-619	BUILDING EXPENSE	CITY HALL - INVOICE # 2816	897.00
		5-01-751	SR. CITIZEN BLDG EXP	SR. CITIZEN BLDG.	110.00
	KENNEMORE HOME	5-01-751	SR. CITIZEN BLDG EXP	SR. CITIZEN BLDG	395.67
		5-01-751	SR. CITIZEN BLDG EXP	SR. CITIZEN BLDG	395.67
	AMERICAN HERITAGE LIFE	5-01-503	GROUP INSURANCE	RETIREE-CITY	218.88
		5-01-503	GROUP INSURANCE	FIRE PENSION	75.68
		5-01-503	GROUP INSURANCE	RETIREE-CITY	44.16
	RITTER COMMUNICATIONS	5-01-753	COSTON BLDG EXP	COSTEN BLDG.	183.98
	PROTECTIVE LIFE AGENT FOR	5-01-503	GROUP INSURANCE	FIRE PENSION	18.64
	DELTA DENTAL	5-01-503	GROUP INSURANCE	ELECTED-CITY	175.07
		5-01-503	GROUP INSURANCE	RETIREE-CITY	799.14
		5-01-503	GROUP INSURANCE	COBRA	43.42
	MCCLELLAND CONSULTING ENGINE	5-01-860	CONSULTING SERVICES	STREETSCAPES INV# 235769-0	2,696.00
	DELTA VISION	5-01-503	GROUP INSURANCE	ELECTED-CITY	35.16
		5-01-503	GROUP INSURANCE	RETIREE-CITY	192.00
		5-01-503	GROUP INSURANCE	COBRA	5.86
	ARKANSAS DELTA BYWAYS	5-01-626	A & P EXPENSES	2024 - ARKANSAS TRAVEL GUI	8,985.00
	TYLER DUNEGAN	5-01-510	TRAVEL & TRAINING EX	TYLER DUNEGAN	225.40
	EFTPS	5-01-502	PAYROLL TAX	FICA W/H	691.11
		5-01-502	PAYROLL TAX	MEDICARE W/H	161.63
	OSCEOLA PRINTING & OFFICE SU	5-01-601	MATERIALS AND SUPPLI	ADMIN	339.77
	RED BARN GARDENS	5-01-601	MATERIALS AND SUPPLI	PLANTS & MATERIALS- INV# 6	3,135.00
		5-01-601	MATERIALS AND SUPPLI	LABOR - INV# 66005	1,800.00
	BLACK HILLS ENERGY	5-01-750	ROSENWALD BLDG EXPEN	ROSENWALD # 2368 9136 35	44.83
		5-01-620	UTILITIES	CITY HALL - ACCT# 2370 102	37.73
	DELTA CREATIVE	5-01-607	PUBLISHING ORDINANCE	ADMIN- INV# 0320	400.00
	MARMIC FIRE AND SAFETY CO.	5-01-750	ROSENWALD BLDG EXPEN	ROSENWALD BLDG.	343.42
	MUNICIPAL HEALTH BENEFIT FUN	5-01-503	GROUP INSURANCE	ELECTED - CITY	1,147.50
		5-01-503	GROUP INSURANCE	RETIREE-CITY	3,825.00
	YIG ADMINISTRATION	5-01-503	GROUP INSURANCE	REPLACEMENT FOR CK# 2061418	870.50
		5-01-503	GROUP INSURANCE	AUGUST BALANCE	877.99
	BURNETT LAW FIRM	5-01-644	LEGAL EXPENSES	AUG LEGAL FEES	1,675.00
	AT&T	5-01-620	UTILITIES	AT&T	2,007.94
	GARY'S PIZZA	5-01-861	INDUSTRIAL INCENTIVE	1ST INSTALLMENT(3RD YEAR)	3,000.00
		5-01-861	INDUSTRIAL INCENTIVE	GARY'S PIZZA	3,000.00
	CARTER LAW FIRM, LLC	5-01-644	LEGAL EXPENSES	ADMIN	3,906.00
	XMC	5-01-601	MATERIALS AND SUPPLI	REPLACE CK#061516	4,639.97
		5-01-601	MATERIALS AND SUPPLI	ADMIN	1,507.69
	APEX CONSULTING GROUP	5-01-860	CONSULTING SERVICES	CONSULTING FEE	3,750.00
		5-01-860	CONSULTING SERVICES	LUNCH FOR CREST DEVELOPMEN	162.45
		5-01-860	CONSULTING SERVICES	MARRIOTT FOR AML 2ND NIGHT	211.41
	AMERICAN EXPRESS	5-01-601	MATERIALS AND SUPPLI	AMERICAN EXPRESS	14,657.20
	HAYS FOOD TOWN #15	5-01-861	INDUSTRIAL INCENTIVE	HAYS FOOD TOWN #15	6,250.00
	MHPTSI	5-01-626	A & P EXPENSES	CHAMBER OF COMM - INV#0165	16,916.00
	MISSISSIPPI RIVER CITIES & T	5-01-640	DUES, MBRSHPS & SUBS	2023 ONE YEAR MEMBERSHIP	2,000.00
	KELLEY COMMERCIAL PARTNERS A	5-01-860	CONSULTING SERVICES	ADMIN	2,100.00
TOTAL:					44,863.95

FUND: CITY GENERAL FUND

DEPARTMENT	VENDOR NAME	GL ACCOUNT	ACCOUNT DESCRIPTION	DESCRIPTION	AMOUNT
POLICE DEPT	CAPITAL ONE	5-02-650	REPAIRS & MAINTENANC	OPD	395.64
		5-02-651	OPERATING EXPENSES -	OPD	116.94
		5-02-700	EQUIPMENT PURCHASES	OPD	385.92
	SEMINOLE CONTRACTING CO	5-02-619	BUILDING EXPENSE	OPD	660.00
	RAZORBACK CLEANERS	5-02-581	UNIFORM LAUNDRY	OPD	147.04
	AR CRIME INFO CENTER	5-02-640	DUES, MBRSHPS & SUBS	OPD	194.08
	PEGGY MEATTE, COUNTY TREASUR	4-02-335	FINES & FORFEITURES	PEGGY MEATTE, COUNTY TREAS	7,090.13
		4-02-335	FINES & FORFEITURES	OSCEOLA JULY 23 ADMIN JUST	7,090.13
	LEGAL SHIELD	5-02-503	GROUP INSURANCE	OPD	208.55
	NEA BAPTIST CLINIC C/O OCC M	5-02-648	IMMUNIZATIONS & PHYS	OPD	672.00
	DEPT OF FINANCE & ADMIN	4-02-335	FINES & FORFEITURES	DEPT OF FINANCE & ADMIN	19,812.06
		4-02-335	FINES & FORFEITURES	DEPT OF FINANCE & ADMIN	439.00
		4-02-335	FINES & FORFEITURES	DEPT OF FINANCE & ADMIN	3,282.99
		4-02-335	FINES & FORFEITURES	DEPT OF FINANCE & ADMIN	150.00
		4-02-335	FINES & FORFEITURES	DEPT OF FINANCE & ADMIN	9,848.96
		4-02-335	FINES & FORFEITURES	DEPT OF FINANCE & ADMIN	20,899.25
		4-02-335	FINES & FORFEITURES	DEPT OF FINANCE & ADMIN	420.00
		4-02-335	FINES & FORFEITURES	DEPT OF FINANCE & ADMIN	2,323.77
		4-02-335	FINES & FORFEITURES	DEPT OF FINANCE & ADMIN	150.00
		4-02-335	FINES & FORFEITURES	DEPT OF FINANCE & ADMIN	6,971.28
	AMERICAN HERITAGE LIFE	5-02-503	GROUP INSURANCE	OPD	388.16
	CITIZENS FIDELITY INS	5-02-503	GROUP INSURANCE	OPD	62.00
		5-02-503	GROUP INSURANCE	OPD	62.00
	ARKANSAS STATE TREASURY	4-02-335	FINES & FORFEITURES	ARKANSAS STATE TREASURY	350.00
		4-02-335	FINES & FORFEITURES	OSCEOLA DRUG ABUSE PRE JUN	439.00
		4-02-335	FINES & FORFEITURES	ARKANSAS STATE TREASURY	400.00
		4-02-335	FINES & FORFEITURES	ARKANSAS STATE TREASURY	420.00
	SMC REGIONAL MEDICAL CENTER	5-02-648	IMMUNIZATIONS & PHYS	OPD	160.00
		5-02-648	IMMUNIZATIONS & PHYS	OPD	108.00
		5-02-648	IMMUNIZATIONS & PHYS	OPD	182.00
		5-02-648	IMMUNIZATIONS & PHYS	OPD	160.00
		5-02-648	IMMUNIZATIONS & PHYS	OPD	108.00
	RITTER COMMUNICATIONS	5-02-620	UTILITIES	OPD	357.28
	METLIFE GROUP BENEFITS	5-02-503	GROUP INSURANCE	OPD	209.97
	O'REILLY AUTO STORES INC	5-02-651	OPERATING EXPENSES -	OPD	11.95
		5-02-650	REPAIRS & MAINTENANC	OPD	40.23
	DELTA DENTAL	5-02-503	GROUP INSURANCE	OPD	870.10
	VERIZON WIRELESS	5-02-610	TELEPHONE	OPD	1,825.49
	DELTA VISION	5-02-503	GROUP INSURANCE	OPD	185.56
	AT&T	5-02-610	TELEPHONE	OPD	1,065.84
	EFTPS	5-02-502	PAYROLL TAX	FICA W/H	930.00
		5-02-502	PAYROLL TAX	FICA W/H	3,251.96
		5-02-502	PAYROLL TAX	FICA W/H	3,475.18
		5-02-502	PAYROLL TAX	MEDICARE W/H	217.50
		5-02-502	PAYROLL TAX	MEDICARE W/H	760.55
		5-02-502	PAYROLL TAX	MEDICARE W/H	812.76
	RED BARN GARDENS	5-02-601	MATERIALS AND SUPPLI	OPD	1,700.00
		5-02-601	MATERIALS AND SUPPLI	OPD	3,866.00
	BLACK HILLS ENERGY	5-02-620	UTILITIES	OPD # 0565 5557 91	180.69
		5-02-620	UTILITIES	FIRE ACCT# 3057 3803 32	40.09
	MUNICIPAL HEALTH BENEFIT FUN	5-02-503	GROUP INSURANCE	OPD	11,505.00
	OST, LLC.	5-02-648	IMMUNIZATIONS & PHYS	OPD	32.00
	ARAMARK	5-02-515	SAFETY SUPPLIES	OPD ACCT# 860068286	142.72
	VERIZON NETWORK FLEET, INC.(5-02-651	OPERATING EXPENSES -	OPD	372.37

FUND: CITY GENERAL FUND

DEPARTMENT	VENDOR NAME	GL ACCOUNT	ACCOUNT DESCRIPTION	DESCRIPTION	AMOUNT
	PARMAN ENERGY GROUP	5-02-651	OPERATING EXPENSES -	OPD	2,039.54
		5-02-651	OPERATING EXPENSES -	OPD	1,684.55
		5-02-651	OPERATING EXPENSES -	OPD	1,756.53
		5-02-651	OPERATING EXPENSES -	OPD	1,057.72
		5-02-651	OPERATING EXPENSES -	OPD	1,763.38
	BOB'S AUTO CENTER, LLC	5-02-650	REPAIRS & MAINTENANC	OPD	73.18
		5-02-650	REPAIRS & MAINTENANC	OPD	67.91
		5-02-650	REPAIRS & MAINTENANC	OPD	67.91
		5-02-650	REPAIRS & MAINTENANC	OPD	134.85
		5-02-650	REPAIRS & MAINTENANC	OPD	11.00
	KING FAMILY TIRE & AUTO	5-02-650	REPAIRS & MAINTENANC	OPD	531.36
	FRANK FLETCHER DODGE CHRYSL	5-02-650	REPAIRS & MAINTENANC	OPD	1,765.10
	UNITED POLICE SUPPLY	5-02-580	UNIFORM EXPENSE	OPD	245.21
	2ND JUDICIAL DRUG TASK FORCE	5-02-601	MATERIALS AND SUPPLI	OPD	4,900.00
	L.N CURTIS & SONS	5-02-601	MATERIALS AND SUPPLI	OPD	1,201.24
			TOTAL:		133,249.62
FIRE DEPT	CAPITAL ONE	5-03-601	MATERIALS AND SUPPLI	FIRE	570.02
		5-03-601	MATERIALS AND SUPPLI	FIRE	320.35
	BUGMOBILE OF AR INC	5-03-619	BUILDING EXPENSE	REPLACE CH#61504	152.90
		5-03-619	BUILDING EXPENSE	FIRE 1&2 #17417	82.50
	FOUNTAIN PLUMBING	5-03-619	BUILDING EXPENSE	FIRE	13.04
		5-03-601	MATERIALS AND SUPPLI	FIRE	36.51
	KENNEMORE HOME	5-03-651	OPERATING EXPENSES -	FIRE	329.99
	GALLS, LLC	5-03-580	UNIFORM EXPENSE	AARON DUNCAN	15.06
		5-03-580	UNIFORM EXPENSE	GARY ANDREW	258.24
		5-03-580	UNIFORM EXPENSE	RAY WILLIAMS	110.45
		5-03-580	UNIFORM EXPENSE	AARON DUNCAN	35.21
	LOWE'S BUSINESS ACCOUNT	5-03-651	OPERATING EXPENSES -	FIRE	58.74
		5-03-601	MATERIALS AND SUPPLI	FIRE	78.29
		5-03-601	MATERIALS AND SUPPLI	FIRE	57.71
		5-03-601	MATERIALS AND SUPPLI	FIRE	54.01
	LEGAL SHIELD	5-03-503	GROUP INSURANCE	FIRE	256.10
	NEA BAPTIST CLINIC C/O OCC M	5-03-648	IMMUNIZATIONS & PHYS	FIRE	616.00
	AMERICAN HERITAGE LIFE	5-03-503	GROUP INSURANCE	FIRE	248.84
	CITIZENS FIDELITY INS	5-03-503	GROUP INSURANCE	FIRE	37.59
		5-03-503	GROUP INSURANCE	FIRE	37.59
	PARAGOULD CAP COMPANY	5-03-580	UNIFORM EXPENSE	OPD	314.81
	JOHN DEERE FINANCIAL	5-03-601	MATERIALS AND SUPPLI	FIRE	8.79
		5-03-601	MATERIALS AND SUPPLI	FIRE	59.86
	METLIFE GROUP BENEFITS	5-03-503	GROUP INSURANCE	FIRE	53.28
	DELTA DENTAL	5-03-503	GROUP INSURANCE	FIRE	471.09
	C & S CLEANING LLC	5-03-601	MATERIALS AND SUPPLI	FIRE - INV# 312549	670.51
	DELTA VISION	5-03-503	GROUP INSURANCE	FIRE	80.58
	EFTPS	5-03-502	PAYROLL TAX	FICA W/H	85.52
		5-03-502	PAYROLL TAX	FICA W/H	87.47
		5-03-502	PAYROLL TAX	MEDICARE W/H	491.36
		5-03-502	PAYROLL TAX	MEDICARE W/H	594.03
	CFS INSPECTIONS	5-03-651	OPERATING EXPENSES -	FIRE	1,549.75
	WEX FLEET UNIVERSAL	5-03-651	OPERATING EXPENSES -	FIRE	97.70
	MUNICIPAL EMERGENCY SERVICES	5-03-601	MATERIALS AND SUPPLI	FIRE	76.97
		5-03-651	OPERATING EXPENSES -	FIRE INVOICE# 1914195	346.65
	BLACK HILLS ENERGY	5-03-600	UTILITIES	FIRE # 3058 0856 07	34.20
	MUNICIPAL HEALTH BENEFIT FUN	5-03-503	GROUP INSURANCE	FIRE	217.50

FUND: CITY GENERAL FUND

DEPARTMENT	VENDOR NAME	GL ACCOUNT	ACCOUNT DESCRIPTION	DESCRIPTION	AMOUNT
	AT&T MOBILITY	5-03-610	TELEPHONE	FIRE	162.82
		5-03-686	EQUIPMENT RENTAL	FIRE INV#287309559847X0819	248.94
	PARMAN ENERGY GROUP	5-03-651	OPERATING EXPENSES -	FIRE	97.12
		5-03-651	OPERATING EXPENSES -	FIRE	164.89
		5-03-651	OPERATING EXPENSES -	FIRE	80.22
		5-03-651	OPERATING EXPENSES -	FIRE	282.00
		5-03-651	OPERATING EXPENSES -	FIRE	179.34
		5-03-651	OPERATING EXPENSES -	FIRE	83.64
		5-03-651	OPERATING EXPENSES -	FIRE	50.37
		5-03-651	OPERATING EXPENSES -	FIRE	254.97
		5-03-651	OPERATING EXPENSES -	FIRE	83.97
		5-03-651	OPERATING EXPENSES -	FIRE	190.39
	BOOM COUNTRY TIRE	5-03-651	OPERATING EXPENSES -	FIRE	230.95
			TOTAL:		10,718.85
PARKS & RECREATION DEP	CAPITAL ONE	5-04-601	MATERIALS AND SUPPLI	OPAR	210.49
		5-04-601	MATERIALS AND SUPPLI	OPAR	498.02
		5-04-601	MATERIALS AND SUPPLI	OPAR	628.96
	HILL MANUFACTURING	5-04-619	BUILDING EXPENSE	OPAR	468.07
	BUGMOBILE OF AR INC	5-04-619	BUILDING EXPENSE	REPLACE CH#61506	57.20
		5-04-619	BUILDING EXPENSE	REPLACE CH#61517	128.70
	HENDERSON HEAT & AIR	5-04-619	BUILDING EXPENSE	OPAR	1,348.00
	KENNEBRO HOME	5-04-601	MATERIALS AND SUPPLI	OPAR	98.54
		5-04-619	BUILDING EXPENSE	OPAR	197.67
		5-04-601	MATERIALS AND SUPPLI	OPAR	202.05
		5-04-601	MATERIALS AND SUPPLI	OPAR	152.01
	LEGAL SHIELD	5-04-503	GROUP INSURANCE	OPAR	78.75
	LADD'S	5-04-650	REPAIRS & MAINTENANC	OPAR	850.00
	AMERICAN HERITAGE LIFE	5-04-503	GROUP INSURANCE	OPAR	181.00
	CITIZENS FIDELITY INS	5-04-503	GROUP INSURANCE	OPAR	104.08
		5-04-503	GROUP INSURANCE	OPAR	104.08
	RITTER COMMUNICATIONS	5-04-620	UTILITIES	OPAR	146.74
	METLIFE GROUP BENEFITS	5-04-503	GROUP INSURANCE	OPAR	75.04
	O'REILLY AUTO STORES INC	5-04-650	REPAIRS & MAINTENANC	OPAR	10.87
	DELTA DENTAL	5-04-503	GROUP INSURANCE	OPAR	293.24
	GREATAMERICA LEASING CORP	5-04-619	BUILDING EXPENSE	OPAR	183.24
	PNC EQUIPMENT FINANCE	5-04-895	CAPITAL LEASE PAYMEN	OPAR	68.29
	VERIZON WIRELESS	5-04-610	TELEPHONE	OPAR	84.18
	DELTA VISION	5-04-503	GROUP INSURANCE	OPAR	63.48
	EFTPS	5-04-502	PAYROLL TAX	FICA W/H	864.50
		5-04-502	PAYROLL TAX	FICA W/H	855.37
		5-04-502	PAYROLL TAX	MEDICARE W/H	202.17
		5-04-502	PAYROLL TAX	MEDICARE W/H	200.04
	WEX FLEET UNIVERSAL	5-04-651	OPERATING EXPENSES -	OPAR	868.10
	MARMIC FIRE AND SAFETY CO.	5-04-619	BUILDING EXPENSE	OPAR	50.66
		5-04-619	BUILDING EXPENSE	OPAR	53.79
	MUNICIPAL HEALTH BENEFIT FUN	5-04-503	GROUP INSURANCE	OPAR	3,690.00
	CINTAS UNIFORM CORP 206	5-04-619	BUILDING EXPENSE	OPAR # 15946848	1,645.20
	CORINTH COCA-COLA BOTTLING W	5-04-601	MATERIALS AND SUPPLI	OPAR	332.97
	ARAMARK	5-04-619	BUILDING EXPENSE	OPAR ACCT# 860068285	212.24
	MICHAEL W. GODSEY	5-04-619	BUILDING EXPENSE	OPAR	128.70
		5-04-619	BUILDING EXPENSE	OPAR	257.40
	AT&T MOBILITY	5-04-610	TELEPHONE	OPAR	162.81
	ARKANSAS FITNESS REPAIR	5-04-619	BUILDING EXPENSE	OPAR-#441299	143.02

DEPARTMENT	VENDOR NAME	GL ACCOUNT	ACCOUNT DESCRIPTION	DESCRIPTION	AMOUNT
		5-04-619	BUILDING EXPENSE	OPAR	192.51
	BOB'S AUTO CENTER, LLC	5-04-650	REPAIRS & MAINTENANC	OPAR	385.00
	D&H SIGNS AND SERVICES,LLC	5-04-601	MATERIALS AND SUPPLI	OPAR - INVOICE# 2082	323.21
	WELLS FARGO FINANCIAL LEASIN	5-04-895	CAPITAL LEASE PAYMEN	WELLS FARGO FINANCIAL LEAS	1,113.20
	EF FBO TEMPS PLUS, INC.	5-04-455	TEMP SERVICE WAGES	OPAR	123.20
		5-04-455	TEMP SERVICE WAGES	OPAR	569.80
		5-04-455	TEMP SERVICE WAGES	OPAR	616.00
		5-04-455	TEMP SERVICE WAGES	OPAR	616.00
		5-04-455	TEMP SERVICE WAGES	OPAR	616.00
		5-04-455	TEMP SERVICE WAGES	OPAR	616.00
		5-04-455	TEMP SERVICE WAGES	OPAR	616.00
		5-04-455	TEMP SERVICE WAGES	OPAR	616.00
		5-04-455	TEMP SERVICE WAGES	OPAR	616.00
		5-04-455	TEMP SERVICE WAGES	OPAR	616.00
		5-04-455	TEMP SERVICE WAGES	OPAR	616.00
		5-04-455	TEMP SERVICE WAGES	OPAR	616.00
		5-04-455	TEMP SERVICE WAGES	OPAR	616.00
		5-04-455	TEMP SERVICE WAGES	OPAR	616.00
		5-04-455	TEMP SERVICE WAGES	OPAR	616.00
		5-04-455	TEMP SERVICE WAGES	OPAR	616.00
		5-04-455	TEMP SERVICE WAGES	OPAR	616.00
		5-04-455	TEMP SERVICE WAGES	OPAR	616.00
		5-04-455	TEMP SERVICE WAGES	OPAR	616.00
		5-04-455	TEMP SERVICE WAGES	OPAR	616.00
		5-04-455	TEMP SERVICE WAGES	OPAR	616.00
		5-04-455	TEMP SERVICE WAGES	OPAR	616.00
		5-04-455	TEMP SERVICE WAGES	OPAR	616.00
		5-04-455	TEMP SERVICE WAGES	OPAR	616.00
		5-04-725	ATHLETIC EQUIPMENT	OPAR	1,065.67
	EPIC SPORTS			TOTAL:	34,009.66
MUNICIPAL COURT	DEPT OF FINANCE & ADMIN	5-05-421	JUDGE'S SALARY	DEPT OF FINANCE & ADMIN	2,443.75
	METLIFE GROUP BENEFITS	5-05-503	GROUP INSURANCE	COURT	24.38
	DELTA DENTAL	5-05-503	GROUP INSURANCE	COURT	44.81
	DELTA VISION	5-05-503	GROUP INSURANCE	COURT	8.88
	EFTPS	5-05-502	PAYROLL TAX	FICA W/H	252.81
		5-05-502	PAYROLL TAX	FICA W/H	252.81
		5-05-502	PAYROLL TAX	MEDICARE W/H	59.13
		5-05-502	PAYROLL TAX	MEDICARE W/H	59.13
	MUNICIPAL HEALTH BENEFIT FUN	5-05-503	GROUP INSURANCE	COURT	382.50
	OSCEOLA DISTRICT COURT	5-05-899	MISCELLANEOUS	OSCEOLA DISTRICT COURT	2,420.00
	TERESA SMITH	5-05-510	TRAVEL & TRAINING EX	COURT	361.49
				TOTAL:	6,309.69
JAIL DEPARTMENT	CAPITAL ONE	5-11-601	MATERIALS AND SUPPLI	JAIL	874.87
		5-11-601	MATERIALS AND SUPPLI	OPD	43.36
	BUGMOBILE OF AR INC	5-11-655	JAIL MAINTENANCE FUN	REPLACE CH#61508	93.50
		5-11-655	JAIL MAINTENANCE FUN	JAIL	93.50
	HENDERSON HEAT & AIR	5-11-619	BUILDING EXPENSE	JAIL	360.00
		5-11-619	BUILDING EXPENSE	JAIL	670.00
		5-11-619	BUILDING EXPENSE	JAIL	95.00
		5-11-619	BUILDING EXPENSE	JAIL	390.00

FUND: CITY GENERAL FUND

DEPARTMENT	VENDOR NAME	GL ACCOUNT	ACCOUNT DESCRIPTION	DESCRIPTION	AMOUNT
		5-11-619	BUILDING EXPENSE	JAIL	115.00
	KENNEMORE HOME	5-11-619	BUILDING EXPENSE	OPD	87.91
	LOWE'S BUSINESS ACCOUNT	5-11-700	EQUIPMENT PURCHASES	JAIL	1,158.54
	ERVIN ENTERPRISE	5-11-655	JAIL MAINTENANCE FUN	JAIL	26.96
	SYSO MEMPHIS, LLC	5-11-601	MATERIALS AND SUPPLI	TO REPLACE CH#061471	7,421.05
		5-11-655	JAIL MAINTENANCE FUN	TO REPALCE CH#061470	2,199.72
		5-11-601	MATERIALS AND SUPPLI	OPD	68.85-
		5-11-601	MATERIALS AND SUPPLI	OPD	1,680.14
		5-11-601	MATERIALS AND SUPPLI	OPD	1,692.41
		5-11-601	MATERIALS AND SUPPLI	OPD	1,964.35
		5-11-601	MATERIALS AND SUPPLI	OPD	30.99-
		5-11-601	MATERIALS AND SUPPLI	OPD	1,932.02
		5-11-655	JAIL MAINTENANCE FUN	OPD	436.28
		5-11-655	JAIL MAINTENANCE FUN	OPD	364.03
		5-11-655	JAIL MAINTENANCE FUN	OPD	44.55
		5-11-655	JAIL MAINTENANCE FUN	OPD	534.47
		5-11-655	JAIL MAINTENANCE FUN	OPD	139.37
	LEGAL SHIELD	5-11-503	GROUP INSURANCE	JAIL	64.85
	NEA BAPTIST CLINIC C/O OCC M	5-11-648	IMMUNIZATIONS & PHYS	JAIL	815.00
	METLIFE GROUP BENEFITS	5-11-503	GROUP INSURANCE	JAIL	41.82
	O'REILLY AUTO STORES INC	5-11-655	JAIL MAINTENANCE FUN	OPD	22.99
	DELTA DENTAL	5-11-503	GROUP INSURANCE	JAIL	175.07
	ECOLAB	5-11-619	BUILDING EXPENSE	JAIL	165.00
		5-11-619	BUILDING EXPENSE	JAIL	120.16
	DELTA VISION	5-11-503	GROUP INSURANCE	JAIL	44.04
	EFTPS	5-11-502	PAYROLL TAX	FICA W/H	765.44
		5-11-502	PAYROLL TAX	FICA W/H	813.03
		5-11-502	PAYROLL TAX	MEDICARE W/H	179.02
		5-11-502	PAYROLL TAX	MEDICARE W/H	190.14
	CHARM-TEX, INC.	5-11-601	MATERIALS AND SUPPLI	OPD	563.76
	OSCEOLA PRINTING & OFFICE SU	5-11-601	MATERIALS AND SUPPLI	JAIL	198.00
	CATES MAINTENANCE CO., INC.	5-11-655	JAIL MAINTENANCE FUN	OPD	492.91
	MUNICIPAL HEALTH BENEFIT FUN	5-11-503	GROUP INSURANCE	JAIL	3,525.00
	OST, LLC.	5-11-648	IMMUNIZATIONS & PHYS	JAIL	32.00
	HILAND DAIRY FOODS	5-11-601	MATERIALS AND SUPPLI	OPD	149.05
		5-11-601	MATERIALS AND SUPPLI	OPD	141.07
		5-11-601	MATERIALS AND SUPPLI	OPD	124.05
		5-11-601	MATERIALS AND SUPPLI	OPD	124.05
		5-11-601	MATERIALS AND SUPPLI	OPD	563.38
	MID-AMERICAN RESEARCH CHEMIC	5-11-655	JAIL MAINTENANCE FUN	JAIL	1,118.41
	BRAD WILLIAMS - PSYCHOLOGICA	5-11-648	IMMUNIZATIONS & PHYS	BRAD WILLIAMS - PSYCHOLOGI	120.00
	TURFMASTER LAWN CARE	5-11-619	BUILDING EXPENSE	OPD	135.96
	EF FBO TEMPS PLUS, INC.	5-11-455	TEMP SERVICE WAGES	JAIL	234.35
		5-11-455	TEMP SERVICE WAGES	JAIL	541.35
		5-11-455	TEMP SERVICE WAGES	JAIL	772.80
		5-11-455	TEMP SERVICE WAGES	JAIL	579.60
		5-11-455	TEMP SERVICE WAGES	JAIL	463.68
		5-11-455	TEMP SERVICE WAGES	JAIL	772.80
		5-11-455	TEMP SERVICE WAGES	JAIL	579.60
		5-11-455	TEMP SERVICE WAGES	JAIL	463.68
	JUSTIN LAUNDRY SYSTEMS, INC.	5-11-619	BUILDING EXPENSE	JAIL	1,109.84
				TOTAL:	38,519.09
CODE ENFORCEMENT	CAPITAL ONE	5-17-601	MATERIALS AND SUPPLI	CODE ENF	232.27

FUND: CITY GENERAL FUND

DEPARTMENT	VENDOR NAME	GL ACCOUNT	ACCOUNT DESCRIPTION	DESCRIPTION	AMOUNT
		5-17-601	MATERIALS AND SUPPLI	COD ENF	16.66
		5-17-601	MATERIALS AND SUPPLI	COD ENF	11.96
	JOHN DEERE FINANCIAL	5-17-650	REPAIRS & MAINTENANC	CODE ENF	86.09
	O'REILLY AUTO STORES INC	5-17-601	MATERIALS AND SUPPLI	COD EENF	24.18
	DELTA DENTAL	5-17-503	GROUP INSURANCE	CODE	88.23
	VERIZON WIRELESS	5-17-610	TELEPHONE	COD EENF	107.80
	DELTA VISION	5-17-503	GROUP INSURANCE	CODE	20.60
	EFTPS	5-17-502	PAYROLL TAX	MEDICARE W/H	38.43
		5-17-502	PAYROLL TAX	MEDICARE W/H	38.43
	OSCEOLA PRINTING & OFFICE SU	5-17-601	MATERIALS AND SUPPLI	COD ENF	107.25
		5-17-601	MATERIALS AND SUPPLI	CODE ENF	107.25
		5-17-601	MATERIALS AND SUPPLI	CODE ENF	140.25
	MUNICIPAL HEALTH BENEFIT FUN	5-17-503	GROUP INSURANCE	CODE ENF	1,612.50
	VERIZON NETWORK FLEET, INC.(5-17-651	OPERATING EXPENSES-	CODE ENF	16.19
	PARMAN ENERGY GROUP	5-17-651	OPERATING EXPENSES-	CODE	145.68
		5-17-651	OPERATING EXPENSES-	CODE	129.32
		5-17-651	OPERATING EXPENSES-	CODE	125.47
		5-17-651	OPERATING EXPENSES-	CODE ENF	75.55
		5-17-651	OPERATING EXPENSES-	CODE	125.96
	BOOM COUNTRY TIRE	5-17-650	REPAIRS & MAINTENANC	CODE ENF	585.15
			TOTAL:		3,826.22
GOLF COURSE FUND	CAPITAL ONE	5-18-601	MATERIALS AND SUPPLI	GOLF	249.80
		5-18-601	MATERIALS AND SUPPLI	GOLF	509.99
	BUGMOBILE OF AR INC	5-18-619	BUILDING EXPENSE	REPLACE CH#61505	79.20
		5-18-619	BUILDING EXPENSE	GOLF	79.20
	KENNEMORE HOME	5-18-601	MATERIALS AND SUPPLI	GOLF	122.09
	SMITH TIRE & AUTO INC	5-18-650	REPAIRS & MAINTENANC	GOLF	99.00
	LADD'S	5-18-650	REPAIRS & MAINTENANC	GOLF	272.08
	RITTER COMMUNICATIONS	5-18-620	UTILITIES	GOLF	217.77
		5-18-620	UTILITIES	GOLF	217.77
	DELTA DENTAL	5-18-503	GROUP INSURANCE	GOLF	21.71
	VERIZON WIRELESS	5-18-610	TELEPHONE	GOLF	42.09
	DELTA VISION	5-18-503	GROUP INSURANCE	GOLF	5.86
	REGAL CHEMICAL CO	5-18-601	MATERIALS AND SUPPLI	TO REPLACE CK#061491	336.27
	SILENT SECURITY, INC.	5-18-619	BUILDING EXPENSE	GOLF	396.00
	EFTPS	5-18-502	PAYROLL TAX	FICA W/H	135.90
		5-18-502	PAYROLL TAX	FICA W/H	135.90
		5-18-502	PAYROLL TAX	MEDICARE W/H	31.78
		5-18-502	PAYROLL TAX	MEDICARE W/H	31.78
	PRODUCTIVITY PLUS ACCOUNT	5-18-650	REPAIRS & MAINTENANC	GOLF	22.07
		5-18-650	REPAIRS & MAINTENANC	GOLF	1.88
		5-18-650	REPAIRS & MAINTENANC	GOLF	0.03-
	SRIXON/ CLEVELAND GOLF /XXIO	5-18-601	MATERIALS AND SUPPLI	GOLF	142.00
	MUNICIPAL HEALTH BENEFIT FUN	5-18-503	GROUP INSURANCE	GOLF	382.50
	AT&T MOBILITY	5-18-610	TELEPHONE	GOLF	162.82
	EF FBO TEMPS PLUS, INC.	5-18-455	TEMP SERVICE WAGES	GOLF	728.00
		5-18-455	TEMP SERVICE WAGES	GOLF	462.00
		5-18-455	TEMP SERVICE WAGES	GOLF	462.00
		5-18-455	TEMP SERVICE WAGES	GOLF	504.00
		5-18-455	TEMP SERVICE WAGES	GOLF	462.00
		5-18-455	TEMP SERVICE WAGES	GOLF	462.00
		5-18-455	TEMP SERVICE WAGES	GOLF	728.00
		5-18-455	TEMP SERVICE WAGES	GOLF	462.00

FUND: CITY GENERAL FUND

DEPARTMENT	VENDOR NAME	GL ACCOUNT	ACCOUNT DESCRIPTION	DESCRIPTION	AMOUNT
		5-18-455	TEMP SERVICE WAGES	GOLF	462.00
		5-18-455	TEMP SERVICE WAGES	GOLF	504.00
		5-18-455	TEMP SERVICE WAGES	GOLF	277.20
		5-18-455	TEMP SERVICE WAGES	GOLF	462.00
		5-18-455	TEMP SERVICE WAGES	GOLF	728.00
		5-18-455	TEMP SERVICE WAGES	GOLF	462.00
		5-18-455	TEMP SERVICE WAGES	GOLF	462.00
		5-18-455	TEMP SERVICE WAGES	GOLF	504.00
		5-18-455	TEMP SERVICE WAGES	GOLF	462.00
		5-18-455	TEMP SERVICE WAGES	GOLF	546.00
		5-18-455	TEMP SERVICE WAGES	GOLF	504.00
		5-18-455	TEMP SERVICE WAGES	GOLF	184.80
		5-18-455	TEMP SERVICE WAGES	GOLF	462.00
		5-18-455	TEMP SERVICE WAGES	GOLF	728.00
		5-18-455	TEMP SERVICE WAGES	GOLF	504.00
		5-18-455	TEMP SERVICE WAGES	GOLF	462.00
			TOTAL:		15,679.43
ANIMAL CONTROL FUND	CAPITAL ONE	5-19-601	MATERIALS AND SUPPLI	SHELTER	152.17
		5-19-601	MATERIALS AND SUPPLI	SHELTER	1,761.98
		5-19-601	MATERIALS AND SUPPLI	SHELTER	197.39
		5-19-601	MATERIALS AND SUPPLI	SHELTER	1,321.82
	BUGMOBILE OF AR INC	5-19-619	BUILDING EXPENSE	SHELTER	83.60
	AMERICAN HERITAGE LIFE	5-19-503	GROUP INSURANCE	SHELTER	53.60
	DELTA DENTAL	5-19-503	GROUP INSURANCE	SHELTER	21.71
	VERIZON WIRELESS	5-19-610	TELEPHONE	SHELTER	84.18
	DELTA VISION	5-19-503	GROUP INSURANCE	SHELTER	5.86
	PAULA EDWARDS	5-19-510	TRAVEL & TRAINING EX	PAULA EDWARDS	62.14
	EFTPS	5-19-502	PAYROLL TAX	FICA W/H	146.30
		5-19-502	PAYROLL TAX	FICA W/H	164.70
		5-19-502	PAYROLL TAX	MEDICARE W/H	34.21
		5-19-502	PAYROLL TAX	MEDICARE W/H	38.52
	OSCEOLA PRINTING & OFFICE SU	5-19-601	MATERIALS AND SUPPLI	ANIMAL SHELTER INV# 1739	85.14
	WEX FLEET UNIVERSAL	5-19-651	OPERATING EXPENSES -	SHELTER	220.07
	MUNICIPAL HEALTH BENEFIT FUN	5-19-503	GROUP INSURANCE	SHELTER	382.50
	MICHAEL W. GODSEY	5-19-619	BUILDING EXPENSE	ANIMAL SHELTER	382.80
		5-19-619	BUILDING EXPENSE	ANIMAL SHELTER	205.70
	AT&T MOBILITY	5-19-610	TELEPHONE	SHELTER	162.82
	SMITH AUTO SALES & TOWING	5-19-650	REPAIRS & MAINTENANC	SHELTER - SERVICE ORDER# 3	192.50
	EF FBO TEMPS PLUS, INC.	5-19-455	TEMP SERVICE WAGES	SHELTER	728.00
		5-19-455	TEMP SERVICE WAGES	SHELTER	27.30
		5-19-455	TEMP SERVICE WAGES	SHELTER	609.70
		5-19-455	TEMP SERVICE WAGES	SHELTER	673.40
		5-19-455	TEMP SERVICE WAGES	SHELTER	618.80
		5-19-455	TEMP SERVICE WAGES	SHELTER	564.20
	LB'S LAWN & PRESSURE WASHING	5-19-619	BUILDING EXPENSE	ANIMAL SHELTER	300.00
			TOTAL:		9,281.11

FUND: STREET FUND

DEPARTMENT	VENDOR NAME	GL ACCOUNT	ACCOUNT DESCRIPTION	DESCRIPTION	AMOUNT
STREET DEPT	MISS CO COURTHOUSE	5-06-840	DUMPING-DISPOSAL	STREET	19,317.88
	CAPITAL ONE	5-06-601	MATERIALS AND SUPPLI	STREET	328.87
	KENNEBRO HOME	5-06-601	MATERIALS AND SUPPLI	STREET	39.59
		5-06-601	MATERIALS AND SUPPLI	STREET	72.19
		5-06-601	MATERIALS AND SUPPLI	STREET	23.05
		5-06-601	MATERIALS AND SUPPLI	STREET	153.32
		5-06-601	MATERIALS AND SUPPLI	STREET	52.79
		5-06-601	MATERIALS AND SUPPLI	STREET	21.98
		5-06-601	MATERIALS AND SUPPLI	STREET	70.11
	NEXAIR LLC	5-06-601	MATERIALS AND SUPPLI	STREET - ACCT# 5343	275.50
	SMITH TIRE & AUTO INC	5-06-650	REPAIRS & MAINTENANC	STREET	143.00
	LEGAL SHIELD	5-06-503	GROUP INSURANCE	STREET	116.60
	NEA BAPTIST CLINIC C/O OCC M	5-06-648	IMMUNIZATIONS & PHYS	STREET	100.00
	RIVERCITY HYDRAULICS, INC	5-06-651	OPERATING EXPENSES -	STREET	3,983.03
	AMERICAN HERITAGE LIFE	5-06-503	GROUP INSURANCE	STREET	95.68
	CITIZENS FIDELITY INS	5-06-503	GROUP INSURANCE	STREET	23.47
		5-06-503	GROUP INSURANCE	STREET	23.47
	METLIFE GROUP BENEFITS	5-06-503	GROUP INSURANCE	STREET	31.18
	O'REILLY AUTO STORES INC	5-06-601	MATERIALS AND SUPPLI	STREET	35.18
		5-06-601	MATERIALS AND SUPPLI	STREET	509.81
		5-06-651	OPERATING EXPENSES -	STREET	1,191.57
	DELTA DENTAL	5-06-503	GROUP INSURANCE	STREET	225.82
	VERIZON WIRELESS	5-06-610	TELEPHONE	STREET	167.22
	DELTA VISION	5-06-503	GROUP INSURANCE	STREET	54.70
	EFTPS	5-06-502	PAYROLL TAX	FICA W/H	968.99
		5-06-502	PAYROLL TAX	FICA W/H	957.02
		5-06-502	PAYROLL TAX	MEDICARE W/H	226.61
		5-06-502	PAYROLL TAX	MEDICARE W/H	223.82
	PRODUCTIVITY PLUS ACCOUNT	5-06-601	MATERIALS AND SUPPLI	STREET	247.50
		5-06-651	OPERATING EXPENSES -	STREET	111.69
	CROWS TRUCK SERVICE, INC	5-06-601	MATERIALS AND SUPPLI	STREET	99.95-
	MUNICIPAL HEALTH BENEFIT FUN	5-06-503	GROUP INSURANCE	STREET	3,142.50
	OST, LLC.	5-06-648	IMMUNIZATIONS & PHYS	STREET	32.00
	CINTAS UNIFORM CORP 206	5-06-580	UNIFORM EXPENSE	STREET - PAYER# 15946508	1,258.95
	ARAMARK	5-06-515	SAFETY SUPPLIES	STREET & SAN # 860068288	142.72
	MICHAEL W. GODSEY	5-06-619	BUILDING EXPENSE	STREET	324.17
	VERIZON NETWORK FLEET, INC.(5-06-651	OPERATING EXPENSES -	STREET	161.90
	AT&T MOBILITY	5-06-610	TELEPHONE	STREET	162.82
	PARMAN ENERGY GROUP	5-06-651	OPERATING EXPENSES -	STREET	1,068.32
		5-06-651	OPERATING EXPENSES -	STREET	445.19
		5-06-651	OPERATING EXPENSES -	STREET	882.38
		5-06-651	OPERATING EXPENSES -	STREET	761.40
		5-06-651	OPERATING EXPENSES -	STREET	484.22
		5-06-651	OPERATING EXPENSES -	STREET	920.09
		5-06-651	OPERATING EXPENSES -	STREET	554.04
		5-06-651	OPERATING EXPENSES -	STREET	688.41
		5-06-651	OPERATING EXPENSES -	STREET	923.68
		5-06-651	OPERATING EXPENSES -	STREET	514.06
	NAPA AUTO PARTS	5-06-601	MATERIALS AND SUPPLI	STREET	62.24
	BOOM COUNTRY TIRE	5-06-651	OPERATING EXPENSES -	STREET&SAN #9178	241.57
		5-06-651	OPERATING EXPENSES -	STREET&SAN #9178	50.49
		5-06-651	OPERATING EXPENSES -	STREET&SAN #9178	222.90
		5-06-651	OPERATING EXPENSES -	STREET	534.85
	EF FBO TEMPS PLUS, INC.	5-06-455	TEMP SERVICES WAGES	STREET	756.00

FUND: STREET FUND

DEPARTMENT	VENDOR NAME	GL ACCOUNT	ACCOUNT DESCRIPTION	DESCRIPTION	AMOUNT
		5-06-455	TEMP SERVICES WAGES	STREET	226.80
		5-06-455	TEMP SERVICES WAGES	STREET	582.40
		5-06-455	TEMP SERVICES WAGES	SEWER	616.00
		5-06-455	TEMP SERVICES WAGES	STREET	184.80
		5-06-455	TEMP SERVICES WAGES	STREET	756.00
		5-06-455	TEMP SERVICES WAGES	STREET	491.40
		5-06-455	TEMP SERVICES WAGES	STREET	616.00
		5-06-455	TEMP SERVICES WAGES	STREET	756.00
		5-06-455	TEMP SERVICES WAGES	STREET	468.65
		5-06-455	TEMP SERVICES WAGES	STREET	616.00
		5-06-455	TEMP SERVICES WAGES	STREET	756.00
		5-06-455	TEMP SERVICES WAGES	STREET	309.40
		5-06-455	TEMP SERVICES WAGES	STREET	123.20
		5-06-455	TEMP SERVICES WAGES	STREET	756.00
		5-06-455	TEMP SERVICES WAGES	STREET	436.80
		5-06-455	TEMP SERVICES WAGES	STREET	616.00
			TOTAL:		52,338.04

FUND: SANITATION FUND

DEPARTMENT	VENDOR NAME	GL ACCOUNT	ACCOUNT DESCRIPTION	DESCRIPTION	AMOUNT
NON-DEPARTMENTAL	CADENCE EQUIPEMENT FINANCE	269	N/P BCS COMML ROLL-O	CADENCE EQUIPEMENT FINANCE	1,778.59
		267	N/P BCS KNUCKLEBOOM	CADENCE EQUIPEMENT FINANCE	1,766.00
		263	N/P BCS COMML GARBAG	CADENCE EQUIPEMENT FINANCE	3,762.49
		270	N/P BCS RESIDNTL GAR	CADENCE EQUIPEMENT FINANCE	4,346.63
				TOTAL:	11,653.71
SANITATION	MISS CO COURTHOUSE	5-07-840	DUMPING-DISPOSAL	SANITATION	4,144.31
	CAPITAL ONE	5-07-601	MATERIALS AND SUPPLI	SAN	306.90
		5-07-601	MATERIALS AND SUPPLI	SAN	129.44
	LEGAL SHIELD	5-07-503	GROUP INSURANCE	SAN	51.80
	AMERICAN HERITAGE LIFE	5-07-503	GROUP INSURANCE	SANITATION	80.84
		5-07-503	GROUP INSURANCE	SAN	21.60
	TIFCO INDUSTRIES	5-07-601	MATERIALS AND SUPPLI	SAN	388.92
	ADEQ	5-07-840	DUMPING-DISPOSAL	SAN	650.00
	ITTER COMMUNICATIONS	5-07-620	UTILITIES	SAN	280.12
		5-07-620	UTILITIES	SAN	280.12
	PROTECTIVE LIFE AGENT FOR	5-07-503	GROUP INSURANCE	SANITATION	10.00
	O'REILLY AUTO STORES INC	5-07-601	MATERIALS AND SUPPLI	SAN	43.42
		5-07-601	MATERIALS AND SUPPLI	STREET	153.78
		5-07-651	OPERATING EXPENSES -	STREET	163.35
	DELTA DENTAL	5-07-503	GROUP INSURANCE	SANITATION	184.10
	DELTA VISION	5-07-503	GROUP INSURANCE	SANITATION	44.70
	EFTPS	5-07-502	PAYROLL TAX	FICA W/H	663.08
		5-07-502	PAYROLL TAX	FICA W/H	626.80
		5-07-502	PAYROLL TAX	MEDICARE W/H	155.07
		5-07-502	PAYROLL TAX	MEDICARE W/H	146.59
	TRI STATE INDUSTRIAL SUPPLY	5-07-601	MATERIALS AND SUPPLI	STREET&SAN	138.82
	OSCEOLA PRINTING & OFFICE SU	5-07-601	MATERIALS AND SUPPLI	SAN	261.25
		5-07-601	MATERIALS AND SUPPLI	SAN-GARBAGE MAP	220.00
	POWER CLEANING EQUIPEMENT	5-07-651	OPERATING EXPENSES -	SAN	871.20
	CROWS TRUCK SERVICE, INC	5-07-651	OPERATING EXPENSES -	SAN	530.66
		5-07-651	OPERATING EXPENSES -	SAN	420.00
		5-07-651	OPERATING EXPENSES -	SAN	1,393.20
		5-07-651	OPERATING EXPENSES -	SAN	163.87
		5-07-651	OPERATING EXPENSES -	SAN	424.04
		5-07-651	OPERATING EXPENSES -	SAN	424.04
	J & J MAINTENANCE SUPPLY	5-07-515	SAFETY SUPPLIES	SAN	560.75
	MUNICIPAL HEALTH BENEFIT FUN	5-07-503	GROUP INSURANCE	SANITATION	3,142.50
	CINTAS UNIFORM CORP 206	5-07-580	UNIFORM EXPENSE	SANITATION	729.60
		5-07-580	UNIFORM EXPENSE	BREAK ROOM	509.85
	VERIZON NETWORK FLEET, INC.(5-07-651	OPERATING EXPENSES -	SAN	64.76
	AT&T MOBILITY	5-07-610	TELEPHONE	SAN	162.82
	PARMAN ENERGY GROUP	5-07-651	OPERATING EXPENSES -	SANITATION	194.24
		5-07-651	OPERATING EXPENSES -	SANITATION	709.02
		5-07-651	OPERATING EXPENSES -	SANITATION	160.43
		5-07-651	OPERATING EXPENSES -	SANITATION	1,212.60
		5-07-651	OPERATING EXPENSES -	SANITATION	771.17
		5-07-651	OPERATING EXPENSES -	SANITATION	167.29
		5-07-651	OPERATING EXPENSES -	SAN	100.73
		5-07-651	OPERATING EXPENSES -	SAN	1,096.37
		5-07-651	OPERATING EXPENSES -	SANITATION	167.94
		5-07-651	OPERATING EXPENSES -	SANITATION	818.68
	CADENCE EQUIPEMENT FINANCE	5-07-886	INTEREST EXPENSE	CADENCE EQUIPEMENT FINANCE	285.49
		5-07-886	INTEREST EXPENSE	CADENCE EQUIPEMENT FINANCE	405.67

FUND: CITY GENERAL FUND

DEPARTMENT	VENDOR NAME	GL ACCOUNT	ACCOUNT DESCRIPTION	DESCRIPTION	AMOUNT
ADMINISTRATION	BUGMOBILE OF AR INC	5-01-751	SR. CITIZEN BLDG EXP	REPLACE CH#61507	52.80
		5-01-751	SR. CITIZEN BLDG EXP	SEN. CITIZEN	52.80
	QUILL CORP	5-01-601	MATERIALS AND SUPPLI	INVOICE # 33740185	135.33
		5-01-601	MATERIALS AND SUPPLI	INVOICE# 33785204	184.17
		5-01-601	MATERIALS AND SUPPLI	INVOICE# 34042279	149.56
		5-01-601	MATERIALS AND SUPPLI	INVOICE# 34101476	125.76
	HENDERSON HEAT & AIR	5-01-619	BUILDING EXPENSE	CITY HALL - INVOICE # 2816	897.00
		5-01-751	SR. CITIZEN BLDG EXP	SR. CITZEN BLDG.	110.00
	KENNEMORE HOME	5-01-751	SR. CITIZEN BLDG EXP	SR. CITIZEN BLDG	395.67
		5-01-751	SR. CITIZEN BLDG EXP	SR. CITIZEN BLDG	395.67-
	AMERICAN HERITAGE LIFE	5-01-503	GROUP INSURANCE	RETIREE-CITY	218.88
		5-01-503	GROUP INSURANCE	FIRE PENSION	75.68
		5-01-503	GROUP INSURANCE	RETIREE-CITY	44.16
	RITTER COMMUNICATIONS	5-01-753	COSTON BLDG EXP	COSTEN BLDG.	183.98
	PROTECTIVE LIFE AGENT FOR	5-01-503	GROUP INSURANCE	FIRE PENSION	18.64
	DELTA DENTAL	5-01-503	GROUP INSURANCE	ELECTED-CITY	175.07
		5-01-503	GROUP INSURANCE	RETIREE-CITY	799.14
		5-01-503	GROUP INSURANCE	COBRA	43.42
	MCCLELLAND CONSULTING ENGINE	5-01-860	CONSULTING SERVICES	STREETSCAPES INV# 235769-0	2,696.00
	DELTA VISION	5-01-503	GROUP INSURANCE	ELECTED-CITY	35.16
		5-01-503	GROUP INSURANCE	RETIREE-CITY	192.00
		5-01-503	GROUP INSURANCE	COBRA	5.86
	ARKANSAS DELTA BYWAYS	5-01-626	A & P EXPENSES	2024 - ARKANSAS TRAVEL GUI	8,985.00
	TYLER DUNEGAN	5-01-510	TRAVEL & TRAINING EX	TYLER DUNEGAN	225.40
	EFTPS	5-01-502	PAYROLL TAX	FICA W/H	691.11
		5-01-502	PAYROLL TAX	MEDICARE W/H	161.63
	OSCEOLA PRINTING & OFFICE SU	5-01-601	MATERIALS AND SUPPLI	ADMIN	339.77
	RED BARN GARDENS	5-01-601	MATERIALS AND SUPPLI	PLANTS & MATERIALS- INV# 6	3,135.00
		5-01-601	MATERIALS AND SUPPLI	LABOR - INV# 66005	1,800.00
	BLACK HILLS ENERGY	5-01-750	ROSENWALD BLDG EXPEN	ROSENWALD # 2368 9136 35	44.83
		5-01-620	UTILITIES	CITY HALL - ACCT# 2370 102	37.73
	DELTA CREATIVE	5-01-607	PUBLISHING ORDINANCE	ADMIN- INV# 0320	400.00
	MARMIC FIRE AND SAFETY CO.	5-01-750	ROSENWALD BLDG EXPEN	ROSENWALD BLDG.	343.42
	MUNICIPAL HEALTH BENEFIT FUN	5-01-503	GROUP INSURANCE	ELECTED - CITY	1,147.50
		5-01-503	GROUP INSURANCE	RETIREE-CITY	3,825.00
	YIG ADMINISTRATION	5-01-503	GROUP INSURANCE	REPLACEMENT FOR CK# 2061418	870.50
		5-01-503	GROUP INSURANCE	AUGUST BALANCE	877.99
	BURNETT LAW FIRM	5-01-644	LEGAL EXPENSES	AUG LEGAL FEES	1,675.00
	AT&T	5-01-620	UTILITIES	AT&T	2,007.94
	GARY'S PIZZA	5-01-861	INDUSTRIAL INCENTIVE	1ST INSTALLMENT(3RD YEAR)	3,000.00
		5-01-861	INDUSTRIAL INCENTIVE	GARY'S PIZZA	3,000.00
	CARTER LAW FIRM, LLC	5-01-644	LEGAL EXPENSES	ADMIN	3,906.00
	XMC	5-01-601	MATERIALS AND SUPPLI	REPLACE CK#061516	4,639.97
		5-01-601	MATERIALS AND SUPPLI	ADMIN	1,507.69
	APEX CONSULTING GROUP	5-01-860	CONSULTING SERVICES	CONSULTING FEE	3,750.00
		5-01-860	CONSULTING SERVICES	LUNCH FOR CREST DEVELOPMEN	162.45
		5-01-860	CONSULTING SERVICES	MARRIOTT FOR AML 2ND NIGHT	211.41
	AMERICAN EXPRESS	5-01-601	MATERIALS AND SUPPLI	AMERICAN EXPRESS	14,657.20
	HAYS FOOD TOWN #15	5-01-861	INDUSTRIAL INCENTIVE	HAYS FOOD TOWN #15	6,250.00
	MHPTSI	5-01-626	A & P EXPENSES	CHAMBER OF COMM - INV#0165	16,916.00
	MISSISSIPPI RIVER CITIES & T	5-01-640	DUES, MBRSHPS & SUBS	2023 ONE YEAR MEMBERSHIP	2,000.00
	KELLEY COMMERCIAL PARTNERS A	5-01-860	CONSULTING SERVICES	ADMIN	2,100.00
				TOTAL:	94,863.95

FUND: CITY GENERAL FUND

DEPARTMENT	VENDOR NAME	GL ACCOUNT	ACCOUNT DESCRIPTION	DESCRIPTION	AMOUNT
POLICE DEPT	CAPITAL ONE	5-02-650	REPAIRS & MAINTENANC	OPD	395.64
		5-02-651	OPERATING EXPENSES -	OPD	116.94
		5-02-700	EQUIPMENT PURCHASES	OPD	385.92
	SEMINOLE CONTRACTING CO	5-02-619	BUILDING EXPENSE	OPD	660.00
	RAZORBACK CLEANERS	5-02-581	UNIFORM LAUNDRY	OPD	147.04
	AR CRIME INFO CENTER	5-02-640	DUES, MBRSHPS & SUBS	OPD	194.08
	PEGGY MEATTE, COUNTY TREASUR	4-02-335	FINES & FORFEITURES	PEGGY MEATTE, COUNTY TREAS	7,090.13
		4-02-335	FINES & FORFEITURES	OSCEOLA JULY 23 ADMIN JUST	7,090.13
	LEGAL SHIELD	5-02-503	GROUP INSURANCE	OPD	208.55
	NEA BAPTIST CLINIC C/O OCC M	5-02-648	IMMUNIZATIONS & PHYS	OPD	672.00
	DEPT OF FINANCE & ADMIN	4-02-335	FINES & FORFEITURES	DEPT OF FINANCE & ADMIN	19,812.06
		4-02-335	FINES & FORFEITURES	DEPT OF FINANCE & ADMIN	439.00
		4-02-335	FINES & FORFEITURES	DEPT OF FINANCE & ADMIN	3,282.99
		4-02-335	FINES & FORFEITURES	DEPT OF FINANCE & ADMIN	150.00
		4-02-335	FINES & FORFEITURES	DEPT OF FINANCE & ADMIN	9,848.96
		4-02-335	FINES & FORFEITURES	DEPT OF FINANCE & ADMIN	20,899.25
		4-02-335	FINES & FORFEITURES	DEPT OF FINANCE & ADMIN	420.00
		4-02-335	FINES & FORFEITURES	DEPT OF FINANCE & ADMIN	2,323.77
		4-02-335	FINES & FORFEITURES	DEPT OF FINANCE & ADMIN	150.00
		4-02-335	FINES & FORFEITURES	DEPT OF FINANCE & ADMIN	6,971.28
	AMERICAN HERITAGE LIFE	5-02-503	GROUP INSURANCE	OPD	388.16
	CITIZENS FIDELITY INS	5-02-503	GROUP INSURANCE	OPD	62.00
		5-02-503	GROUP INSURANCE	OPD	62.00
	ARKANSAS STATE TREASURY	4-02-335	FINES & FORFEITURES	ARKANSAS STATE TREASURY	350.00
		4-02-335	FINES & FORFEITURES	OSCEOLA DRUG ABUSE PRE JUN	439.00
		4-02-335	FINES & FORFEITURES	ARKANSAS STATE TREASURY	400.00
		4-02-335	FINES & FORFEITURES	ARKANSAS STATE TREASURY	420.00
	SMC REGIONAL MEDICAL CENTER	5-02-648	IMMUNIZATIONS & PHYS	OPD	160.00
		5-02-648	IMMUNIZATIONS & PHYS	OPD	108.00
		5-02-648	IMMUNIZATIONS & PHYS	OPD	182.00
		5-02-648	IMMUNIZATIONS & PHYS	OPD	160.00
		5-02-648	IMMUNIZATIONS & PHYS	OPD	108.00
	RITTER COMMUNICATIONS	5-02-620	UTILITIES	OPD	357.28
	METLIFE GROUP BENEFITS	5-02-503	GROUP INSURANCE	OPD	209.97
	O'REILLY AUTO STORES INC	5-02-651	OPERATING EXPENSES -	OPD	11.95
		5-02-650	REPAIRS & MAINTENANC	OPD	40.23
	DELTA DENTAL	5-02-503	GROUP INSURANCE	OPD	870.10
	VERIZON WIRELESS	5-02-610	TELEPHONE	OPD	1,825.49
	DELTA VISION	5-02-503	GROUP INSURANCE	OPD	185.56
	AT&T	5-02-610	TELEPHONE	OPD	1,065.84
	EFTPS	5-02-502	PAYROLL TAX	FICA W/H	930.00
		5-02-502	PAYROLL TAX	FICA W/H	3,251.96
		5-02-502	PAYROLL TAX	FICA W/H	3,475.18
		5-02-502	PAYROLL TAX	MEDICARE W/H	217.50
		5-02-502	PAYROLL TAX	MEDICARE W/H	760.55
		5-02-502	PAYROLL TAX	MEDICARE W/H	812.76
	RED BARN GARDENS	5-02-601	MATERIALS AND SUPPLI	OPD	1,700.00
		5-02-601	MATERIALS AND SUPPLI	OPD	3,866.00
	BLACK HILLS ENERGY	5-02-620	UTILITIES	OPD # 0565 5557 91	180.69
		5-02-620	UTILITIES	FIRE ACCT# 3057 3803 32	40.09
	MUNICIPAL HEALTH BENEFIT FUN	5-02-503	GROUP INSURANCE	OPD	11,505.00
	OST, LLC.	5-02-648	IMMUNIZATIONS & PHYS	OPD	32.00
	ARAMARK	5-02-515	SAFETY SUPPLIES	OPD ACCT# 860068286	142.72
	VERIZON NETWORK FLEET, INC.(5-02-651	OPERATING EXPENSES -	OPD	372.37

FUND: CITY GENERAL FUND

DEPARTMENT	VENDOR NAME	GL ACCOUNT	ACCOUNT DESCRIPTION	DESCRIPTION	AMOUNT
	PARMAN ENERGY GROUP	5-02-651	OPERATING EXPENSES -	OPD	2,039.54
		5-02-651	OPERATING EXPENSES -	OPD	1,684.55
		5-02-651	OPERATING EXPENSES -	OPD	1,756.53
		5-02-651	OPERATING EXPENSES -	OPD	1,057.72
		5-02-651	OPERATING EXPENSES -	OPD	1,763.38
	BOB'S AUTO CENTER, LLC	5-02-650	REPAIRS & MAINTENANC	OPD	73.18
		5-02-650	REPAIRS & MAINTENANC	OPD	67.91
		5-02-650	REPAIRS & MAINTENANC	OPD	67.91
		5-02-650	REPAIRS & MAINTENANC	OPD	134.85
		5-02-650	REPAIRS & MAINTENANC	OPD	11.00
	KING FAMILY TIRE & AUTO	5-02-650	REPAIRS & MAINTENANC	OPD	531.36
	FRANK FLETCHER DODGE CHRYSLE	5-02-650	REPAIRS & MAINTENANC	OPD	1,765.10
	UNITED POLICE SUPPLY	5-02-580	UNIFORM EXPENSE	OPD	245.21
	2ND JUDUCIAL DRUG TASK FORCE	5-02-601	MATERIALS AND SUPPLI	OPD	4,900.00
	L.N CURTIS & SONS	5-02-601	MATERIALS AND SUPPLI	OPD	1,201.24
			TOTAL:		133,249.62
FIRE DEPT	CAPITAL ONE	5-03-601	MATERIALS AND SUPPLI	FIRE	570.02
		5-03-601	MATERIALS AND SUPPLI	FIRE	320.35
	BUGMOBILE OF AR INC	5-03-619	BUILDING EXPENSE	REPLACE CH#61504	152.90
		5-03-619	BUILDING EXPENSE	FIRE 1&2 #17417	82.50
	FOUNTAIN PLUMBING	5-03-619	BUILDING EXPENSE	FIRE	13.04
		5-03-601	MATERIALS AND SUPPLI	FIRE	36.51
	KENNEMORE HOME	5-03-651	OPERATING EXPENSES -	FIRE	329.99
	GALLS, LLC	5-03-580	UNIFORM EXPENSE	AARON DUNCAN	15.06
		5-03-580	UNIFORM EXPENSE	GARY ANDREW	258.24
		5-03-580	UNIFORM EXPENSE	RAY WILLIAMS	110.45
		5-03-580	UNIFORM EXPENSE	AARON DUNCAN	35.21
	LOWE'S BUSINESS ACCOUNT	5-03-651	OPERATING EXPENSES -	FIRE	58.74
		5-03-601	MATERIALS AND SUPPLI	FIRE	78.29
		5-03-601	MATERIALS AND SUPPLI	FIRE	57.71
		5-03-601	MATERIALS AND SUPPLI	FIRE	54.01
	LEGAL SHIELD	5-03-503	GROUP INSURANCE	FIRE	256.10
	NEA BAPTIST CLINIC C/O OCC M	5-03-648	IMMUNIZATIONS & PHYS	FIRE	616.00
	AMERICAN HERITAGE LIFE	5-03-503	GROUP INSURANCE	FIRE	248.84
	CITIZENS FIDELITY INS	5-03-503	GROUP INSURANCE	FIRE	37.59
		5-03-503	GROUP INSURANCE	FIRE	37.59
	PARAGOULD CAP COMPANY	5-03-580	UNIFORM EXPENSE	OPD	314.81
	JOHN DEERE FINANCIAL	5-03-601	MATERIALS AND SUPPLI	FIRE	8.79
		5-03-601	MATERIALS AND SUPPLI	FIRE	59.86
	METLIFE GROUP BENEFITS	5-03-503	GROUP INSURANCE	FIRE	53.28
	DELTA DENTAL	5-03-503	GROUP INSURANCE	FIRE	471.09
	C & S CLEANING LLC	5-03-601	MATERIALS AND SUPPLI	FIRE - INV# 312549	670.51
	DELTA VISION	5-03-503	GROUP INSURANCE	FIRE	80.58
	EFTPS	5-03-502	PAYROLL TAX	FICA W/H	85.52
		5-03-502	PAYROLL TAX	FICA W/H	87.47
		5-03-502	PAYROLL TAX	MEDICARE W/H	491.38
		5-03-502	PAYROLL TAX	MEDICARE W/H	594.03
	CFS INSPECTIONS	5-03-651	OPERATING EXPENSES -	FIRE	1,549.75
	WEX FLEET UNIVERSAL	5-03-651	OPERATING EXPENSES -	FIRE	97.70
	MUNICIPAL EMERGENCY SERVICES	5-03-601	MATERIALS AND SUPPLI	FIRE	76.97
		5-03-651	OPERATING EXPENSES -	FIRE INVOICE# 1914195	346.65
	BLACK HILLS ENERGY	5-03-620	UTILITIES	FIRE # 3058 0856 07	34.20
	MUNICIPAL HEALTH BENEFIT FUN	5-03-503	GROUP INSURANCE	FIRE	217.50

FUND: CITY GENERAL FUND

DEPARTMENT	VENDOR NAME	GL ACCOUNT	ACCOUNT DESCRIPTION	DESCRIPTION	AMOUNT
	AT&T MOBILITY	5-03-610	TELEPHONE	FIRE	162.82
		5-03-686	EQUIPMENT RENTAL	FIRE INV#287309559847X0819	248.94
	PARMAN ENERGY GROUP	5-03-651	OPERATING EXPENSES -	FIRE	97.12
		5-03-651	OPERATING EXPENSES -	FIRE	164.89
		5-03-651	OPERATING EXPENSES -	FIRE	80.22
		5-03-651	OPERATING EXPENSES -	FIRE	282.00
		5-03-651	OPERATING EXPENSES -	FIRE	179.34
		5-03-651	OPERATING EXPENSES -	FIRE	83.64
		5-03-651	OPERATING EXPENSES -	FIRE	50.37
		5-03-651	OPERATING EXPENSES -	FIRE	254.97
		5-03-651	OPERATING EXPENSES -	FIRE	83.97
		5-03-651	OPERATING EXPENSES -	FIRE	190.39
	BOOM COUNTRY TIRE	5-03-651	OPERATING EXPENSES -	FIRE	230.95
			TOTAL:		10,718.85
PARKS & RECREATION DEP	CAPITAL ONE	5-04-601	MATERIALS AND SUPPLI	OPAR	210.49
		5-04-601	MATERIALS AND SUPPLI	OPAR	498.02
		5-04-601	MATERIALS AND SUPPLI	OPAR	628.96
	HILL MANUFACTURING	5-04-619	BUILDING EXPENSE	OPAR	468.07
	BUGMOBILE OF AR INC	5-04-619	BUILDING EXPENSE	REPLACE CH#61506	57.20
		5-04-619	BUILDING EXPENSE	REPLACE CH#61517	128.70
	HENDERSON HEAT & AIR	5-04-619	BUILDING EXPENSE	OPAR	1,348.00
	KENNEMORE HOME	5-04-601	MATERIALS AND SUPPLI	OPAR	98.54
		5-04-619	BUILDING EXPENSE	OPAR	197.67
		5-04-601	MATERIALS AND SUPPLI	OPAR	202.05
		5-04-601	MATERIALS AND SUPPLI	OPAR	152.01
	LEGAL SHIELD	5-04-503	GROUP INSURANCE	OPAR	78.75
	LADD'S	5-04-650	REPAIRS & MAINTENANC	OPAR	850.00
	AMERICAN HERITAGE LIFE	5-04-503	GROUP INSURANCE	OPAR	181.00
	CITIZENS FIDELITY INS	5-04-503	GROUP INSURANCE	OPAR	104.08
		5-04-503	GROUP INSURANCE	OPAR	104.08
	ITTER COMMUNICATIONS	5-04-620	UTILITIES	OPAR	146.74
	METLIFE GROUP BENEFITS	5-04-503	GROUP INSURANCE	OPAR	75.04
	O'REILLY AUTO STORES INC	5-04-650	REPAIRS & MAINTENANC	OPAR	10.87
	DELTA DENTAL	5-04-503	GROUP INSURANCE	OPAR	293.24
	GREATAMERICA LEASING CORP	5-04-619	BUILDING EXPENSE	OPAR	183.24
	PNC EQUIPMENT FINANCE	5-04-895	CAPITAL LEASE PAYMEN	OPAR	68.29
	VERIZON WIRELESS	5-04-610	TELEPHONE	OPAR	84.18
	DELTA VISION	5-04-503	GROUP INSURANCE	OPAR	63.48
	EFTPS	5-04-502	PAYROLL TAX	FICA W/H	864.50
		5-04-502	PAYROLL TAX	FICA W/H	855.37
		5-04-502	PAYROLL TAX	MEDICARE W/H	202.17
		5-04-502	PAYROLL TAX	MEDICARE W/H	200.04
	WEX FLEET UNIVERSAL	5-04-651	OPERATING EXPENSES -	OPAR	868.10
	MARMIC FIRE AND SAFETY CO.	5-04-619	BUILDING EXPENSE	OPAR	50.66
		5-04-619	BUILDING EXPENSE	OPAR	53.79
	MUNICIPAL HEALTH BENEFIT FUN	5-04-503	GROUP INSURANCE	OPAR	3,690.00
	CINTAS UNIFORM CORP 206	5-04-619	BUILDING EXPENSE	OPAR # 15946848	1,645.20
	CORINTH COCA-COLA BOTTLING W	5-04-601	MATERIALS AND SUPPLI	OPAR	332.97
	ARAMARK	5-04-619	BUILDING EXPENSE	OPAR ACCT# 860068285	212.24
	MICHAEL W. GODSEY	5-04-619	BUILDING EXPENSE	OPAR	128.70
		5-04-619	BUILDING EXPENSE	OPAR	257.40
	AT&T MOBILITY	5-04-610	TELEPHONE	OPAR	162.81
	ARKANSAS FITNESS REPAIR	5-04-619	BUILDING EXPENSE	OPAR-#441299	143.02

FUND: CITY GENERAL FUND

DEPARTMENT	VENDOR NAME	GL ACCOUNT	ACCOUNT DESCRIPTION	DESCRIPTION	AMOUNT
		5-04-619	BUILDING EXPENSE	OPAR	192.51
	BOB'S AUTO CENTER, LLC	5-04-650	REPAIRS & MAINTENANC	OPAR	385.00
	D&H SIGNS AND SERVICES,LLC	5-04-601	MATERIALS AND SUPPLI	OPAR - INVOICE# 2082	323.21
	WELLS FARGO FINANCIAL LEASIN	5-04-895	CAPITAL LEASE PAYMEN	WELLS FARGO FINANCIAL LEAS	1,113.20
	EF FBO TEMPS PLUS, INC.	5-04-455	TEMP SERVICE WAGES	OPAR	123.20
		5-04-455	TEMP SERVICE WAGES	OPAR	569.80
		5-04-455	TEMP SERVICE WAGES	OPAR	616.00
		5-04-455	TEMP SERVICE WAGES	OPAR	616.00
		5-04-455	TEMP SERVICE WAGES	OPAR	616.00
		5-04-455	TEMP SERVICE WAGES	OPAR	616.00
		5-04-455	TEMP SERVICE WAGES	OPAR	616.00
		5-04-455	TEMP SERVICE WAGES	OPAR	616.00
		5-04-455	TEMP SERVICE WAGES	OPAR	616.00
		5-04-455	TEMP SERVICE WAGES	OPAR	616.00
		5-04-455	TEMP SERVICE WAGES	OPAR	569.80
		5-04-455	TEMP SERVICE WAGES	OPAR	616.00
		5-04-455	TEMP SERVICE WAGES	OPAR	554.40
		5-04-455	TEMP SERVICE WAGES	OPAR	477.40
		5-04-455	TEMP SERVICE WAGES	OPAR	616.00
		5-04-455	TEMP SERVICE WAGES	OPAR	616.00
		5-04-455	TEMP SERVICE WAGES	OPAR	616.00
		5-04-455	TEMP SERVICE WAGES	OPAR	569.80
		5-04-455	TEMP SERVICE WAGES	OPAR	554.40
		5-04-455	TEMP SERVICE WAGES	OPAR	569.80
		5-04-455	TEMP SERVICE WAGES	OPAR	616.00
		5-04-455	TEMP SERVICE WAGES	OPAR	616.00
		5-04-455	TEMP SERVICE WAGES	OPAR	569.80
		5-04-455	TEMP SERVICE WAGES	OPAR	616.00
		5-04-455	TEMP SERVICE WAGES	OPAR	616.00
	EPIC SPORTS	5-04-725	ATHLETIC EQUIPMENT	OPAR	1,065.67
			TOTAL:		34,009.66
MUNICIPAL COURT	DEPT OF FINANCE & ADMIN	5-05-421	JUDGE'S SALARY	DEPT OF FINANCE & ADMIN	2,443.75
	METLIFE GROUP BENEFITS	5-05-503	GROUP INSURANCE	COURT	24.38
	DELTA DENTAL	5-05-503	GROUP INSURANCE	COURT	44.81
	DELTA VISION	5-05-503	GROUP INSURANCE	COURT	8.88
	EFTPS	5-05-502	PAYROLL TAX	FICA W/H	252.81
		5-05-502	PAYROLL TAX	FICA W/H	252.81
		5-05-502	PAYROLL TAX	MEDICARE W/H	59.13
		5-05-502	PAYROLL TAX	MEDICARE W/H	59.13
	MUNICIPAL HEALTH BENEFIT FUN	5-05-503	GROUP INSURANCE	COURT	382.50
	OSCEOLA DISTRICT COURT	5-05-899	MISCELLANEOUS	OSCEOLA DISTRICT COURT	2,420.00
	TERESA SMITH	5-05-510	TRAVEL & TRAINING EX	COURT	361.49
			TOTAL:		6,309.69
JAIL DEPARTMENT	CAPITAL ONE	5-11-601	MATERIALS AND SUPPLI	JAIL	874.87
		5-11-601	MATERIALS AND SUPPLI	OPD	43.36
	BUGMOBILE OF AR INC	5-11-655	JAIL MAINTENANCE FUN	REPLACE CH#61508	93.50
		5-11-655	JAIL MAINTENANCE FUN	JAIL	93.50
	HENDERSON HEAT & AIR	5-11-619	BUILDING EXPENSE	JAIL	360.00
		5-11-619	BUILDING EXPENSE	JAIL	670.00
		5-11-619	BUILDING EXPENSE	JAIL	95.00
		5-11-619	BUILDING EXPENSE	JAIL	390.00

FUND: CITY GENERAL FUND

DEPARTMENT	VENDOR NAME	GL ACCOUNT	ACCOUNT DESCRIPTION	DESCRIPTION	AMOUNT
		5-11-619	BUILDING EXPENSE	JAIL	115.00
	KENNEMORE HOME	5-11-619	BUILDING EXPENSE	OPD	87.91
	LOWE'S BUSINESS ACCOUNT	5-11-700	EQUIPMENT PURCHASES	JAIL	1,158.54
	ERVIN ENTERPRISE	5-11-655	JAIL MAINTENANCE FUN	JAIL	26.96
	SYSKO MEMPHIS, LLC	5-11-601	MATERIALS AND SUPPLI	TO REPLACE CH#061471	7,421.05
		5-11-655	JAIL MAINTENANCE FUN	TO REPALCE CH#061470	2,199.72
		5-11-601	MATERIALS AND SUPPLI	OPD	68.85-
		5-11-601	MATERIALS AND SUPPLI	OPD	1,680.14
		5-11-601	MATERIALS AND SUPPLI	OPD	1,692.41
		5-11-601	MATERIALS AND SUPPLI	OPD	1,964.35
		5-11-601	MATERIALS AND SUPPLI	OPD	30.99-
		5-11-601	MATERIALS AND SUPPLI	OPD	1,932.02
		5-11-655	JAIL MAINTENANCE FUN	OPD	436.28
		5-11-655	JAIL MAINTENANCE FUN	OPD	364.03
		5-11-655	JAIL MAINTENANCE FUN	OPD	44.55
		5-11-655	JAIL MAINTENANCE FUN	OPD	534.47
		5-11-655	JAIL MAINTENANCE FUN	OPD	139.37
	LEGAL SHIELD	5-11-503	GROUP INSURANCE	JAIL	64.85
	NEA BAPTIST CLINIC C/O OCC M	5-11-648	IMMUNIZATIONS & PHYS	JAIL	815.00
	METLIFE GROUP BENEFITS	5-11-503	GROUP INSURANCE	JAIL	41.82
	O'REILLY AUTO STORES INC	5-11-655	JAIL MAINTENANCE FUN	OPD	22.99
	DELTA DENTAL	5-11-503	GROUP INSURANCE	JAIL	175.07
	ECOLAB	5-11-619	BUILDING EXPENSE	JAIL	165.00
		5-11-619	BUILDING EXPENSE	JAIL	120.16
	DELTA VISION	5-11-503	GROUP INSURANCE	JAIL	44.04
	EFTPS	5-11-502	PAYROLL TAX	FICA W/H	765.44
		5-11-502	PAYROLL TAX	FICA W/H	813.03
		5-11-502	PAYROLL TAX	MEDICARE W/H	179.02
		5-11-502	PAYROLL TAX	MEDICARE W/H	190.14
	CHARM-TEX, INC.	5-11-601	MATERIALS AND SUPPLI	OPD	563.76
	OSCEOLA PRINTING & OFFICE SU	5-11-601	MATERIALS AND SUPPLI	JAIL	198.00
	CATES MAINTENANCE CO., INC.	5-11-655	JAIL MAINTENANCE FUN	OPD	492.91
	MUNICIPAL HEALTH BENEFIT FUN	5-11-503	GROUP INSURANCE	JAIL	3,525.00
	OST, LLC.	5-11-648	IMMUNIZATIONS & PHYS	JAIL	32.00
	HILAND DAIRY FOODS	5-11-601	MATERIALS AND SUPPLI	OPD	149.05
		5-11-601	MATERIALS AND SUPPLI	OPD	141.07
		5-11-601	MATERIALS AND SUPPLI	OPD	124.05
		5-11-601	MATERIALS AND SUPPLI	OPD	124.05
		5-11-601	MATERIALS AND SUPPLI	OPD	563.38
	MID-AMERICAN RESEARCH CHEMIC	5-11-655	JAIL MAINTENANCE FUN	JAIL	1,118.41
	BRAD WILLIAMS - PSYCHOLOGICA	5-11-648	IMMUNIZATIONS & PHYS	BRAD WILLIAMS - PSYCHOLOGI	120.00
	TURFMASTER LAWN CARE	5-11-619	BUILDING EXPENSE	OPD	135.96
	EF FBO TEMPS PLUS, INC.	5-11-455	TEMP SERVICE WAGES	JAIL	234.35
		5-11-455	TEMP SERVICE WAGES	JAIL	541.35
		5-11-455	TEMP SERVICE WAGES	JAIL	772.80
		5-11-455	TEMP SERVICE WAGES	JAIL	579.60
		5-11-455	TEMP SERVICE WAGES	JAIL	463.68
		5-11-455	TEMP SERVICE WAGES	JAIL	772.80
		5-11-455	TEMP SERVICE WAGES	JAIL	579.60
		5-11-455	TEMP SERVICE WAGES	JAIL	463.68
	JUSTIN LAUNDRY SYSTEMS, INC.	5-11-619	BUILDING EXPENSE	JAIL	1,109.84
				TOTAL:	38,519.09
CODE ENFORCEMENT	CAPITAL ONE	5-17-601	MATERIALS AND SUPPLI	CODE ENF	232.27

FUND: CITY GENERAL FUND

DEPARTMENT	VENDOR NAME	GL ACCOUNT	ACCOUNT DESCRIPTION	DESCRIPTION	AMOUNT
		5-17-601	MATERIALS AND SUPPLI	COD ENF	16.66
		5-17-601	MATERIALS AND SUPPLI	COD ENF	11.96
	JOHN DEERE FINANCIAL	5-17-650	REPAIRS & MAINTENANC	CODE ENF	86.09
	O'REILLY AUTO STORES INC	5-17-601	MATERIALS AND SUPPLI	COD EENF	24.18
	DELTA DENTAL	5-17-503	GROUP INSURANCE	CODE	88.23
	VERIZON WIRELESS	5-17-610	TELEPHONE	COD EENF	107.80
	DELTA VISION	5-17-503	GROUP INSURANCE	CODE	20.60
	EFTPS	5-17-502	PAYROLL TAX	MEDICARE W/H	38.43
		5-17-502	PAYROLL TAX	MEDICARE W/H	38.43
	OSCEOLA PRINTING & OFFICE SU	5-17-601	MATERIALS AND SUPPLI	COD ENF	107.25
		5-17-601	MATERIALS AND SUPPLI	CODE ENF	107.25
		5-17-601	MATERIALS AND SUPPLI	CODE ENF	140.25
	MUNICIPAL HEALTH BENEFIT FUN	5-17-503	GROUP INSURANCE	CODE ENF	1,612.50
	VERIZON NETWORK FLEET, INC.(5-17-651	OPERATING EXPENSES-	CODE ENF	16.19
	PARMAN ENERGY GROUP	5-17-651	OPERATING EXPENSES-	CODE	145.68
		5-17-651	OPERATING EXPENSES-	CODE	120.32
		5-17-651	OPERATING EXPENSES-	CODE	125.47
		5-17-651	OPERATING EXPENSES-	CODE ENF	75.55
		5-17-651	OPERATING EXPENSES-	CODE	125.96
	BOOM COUNTRY TIRE	5-17-650	REPAIRS & MAINTENANC	CODE ENF	585.15
			TOTAL:		3,826.22
GOLF COURSE FUND	CAPITAL ONE	5-18-601	MATERIALS AND SUPPLI	GOLF	249.80
		5-18-601	MATERIALS AND SUPPLI	GOLF	509.99
	BUGMOBILE OF AR INC	5-18-619	BUILDING EXPENSE	REPLACE CH#61505	79.20
		5-18-619	BUILDING EXPENSE	GOLF	79.20
	KENNEBROOK HOME	5-18-601	MATERIALS AND SUPPLI	GOLF	122.09
	SMITH TIRE & AUTO INC	5-18-650	REPAIRS & MAINTENANC	GOLF	99.00
	LADD'S	5-18-650	REPAIRS & MAINTENANC	GOLF	272.08
	RITTER COMMUNICATIONS	5-18-620	UTILITIES	GOLF	217.77
		5-18-620	UTILITIES	GOLF	217.77
	DELTA DENTAL	5-18-503	GROUP INSURANCE	GOLF	21.71
	VERIZON WIRELESS	5-18-610	TELEPHONE	GOLF	42.09
	DELTA VISION	5-18-503	GROUP INSURANCE	GOLF	5.86
	REGAL CHEMICAL CO	5-18-601	MATERIALS AND SUPPLI	TO REPLACE CK#061491	336.27
	SILENT SECURITY, INC.	5-18-619	BUILDING EXPENSE	GOLF	396.00
	EFTPS	5-18-502	PAYROLL TAX	FICA W/H	135.90
		5-18-502	PAYROLL TAX	FICA W/H	135.90
		5-18-502	PAYROLL TAX	MEDICARE W/H	31.78
		5-18-502	PAYROLL TAX	MEDICARE W/H	31.78
	PRODUCTIVITY PLUS ACCOUNT	5-18-650	REPAIRS & MAINTENANC	GOLF	22.07
		5-18-650	REPAIRS & MAINTENANC	GOLF	1.88
		5-18-650	REPAIRS & MAINTENANC	GOLF	0.03-
	SRIXON/ CLEVELAND GOLF /XXIO	5-18-601	MATERIALS AND SUPPLI	GOLF	142.00
	MUNICIPAL HEALTH BENEFIT FUN	5-18-503	GROUP INSURANCE	GOLF	382.50
	AT&T MOBILITY	5-18-610	TELEPHONE	GOLF	162.82
	EF FBO TEMPS PLUS, INC.	5-18-455	TEMP SERVICE WAGES	GOLF	728.00
		5-18-455	TEMP SERVICE WAGES	GOLF	462.00
		5-18-455	TEMP SERVICE WAGES	GOLF	462.00
		5-18-455	TEMP SERVICE WAGES	GOLF	504.00
		5-18-455	TEMP SERVICE WAGES	GOLF	462.00
		5-18-455	TEMP SERVICE WAGES	GOLF	462.00
		5-18-455	TEMP SERVICE WAGES	GOLF	728.00
		5-18-455	TEMP SERVICE WAGES	GOLF	462.00

FUND: CITY GENERAL FUND

DEPARTMENT	VENDOR NAME	GL ACCOUNT	ACCOUNT DESCRIPTION	DESCRIPTION	AMOUNT
		5-18-455	TEMP SERVICE WAGES	GOLF	462.00
		5-18-455	TEMP SERVICE WAGES	GOLF	504.00
		5-18-455	TEMP SERVICE WAGES	GOLF	277.20
		5-18-455	TEMP SERVICE WAGES	GOLF	462.00
		5-18-455	TEMP SERVICE WAGES	GOLF	728.00
		5-18-455	TEMP SERVICE WAGES	GOLF	462.00
		5-18-455	TEMP SERVICE WAGES	GOLF	462.00
		5-18-455	TEMP SERVICE WAGES	GOLF	504.00
		5-18-455	TEMP SERVICE WAGES	GOLF	462.00
		5-18-455	TEMP SERVICE WAGES	GOLF	546.00
		5-18-455	TEMP SERVICE WAGES	GOLF	504.00
		5-18-455	TEMP SERVICE WAGES	GOLF	184.80
		5-18-455	TEMP SERVICE WAGES	GOLF	462.00
		5-18-455	TEMP SERVICE WAGES	GOLF	728.00
		5-18-455	TEMP SERVICE WAGES	GOLF	504.00
		5-18-455	TEMP SERVICE WAGES	GOLF	462.00
				TOTAL:	15,679.43
ANIMAL CONTROL FUND	CAPITAL ONE	5-19-601	MATERIALS AND SUPPLI	SHELTER	152.17
		5-19-601	MATERIALS AND SUPPLI	SHELTER	1,761.98
		5-19-601	MATERIALS AND SUPPLI	SHELTER	197.39
		5-19-601	MATERIALS AND SUPPLI	SHELTER	1,321.82
	BUGMOBILE OF AR INC	5-19-619	BUILDING EXPENSE	SHELTER	83.60
	AMERICAN HERITAGE LIFE	5-19-503	GROUP INSURANCE	SHELTER	53.60
	DELTA DENTAL	5-19-503	GROUP INSURANCE	SHELTER	21.71
	VERIZON WIRELESS	5-19-610	TELEPHONE	SHELTER	84.18
	DELTA VISION	5-19-503	GROUP INSURANCE	SHELTER	5.86
	PAULA EDWARDS	5-19-510	TRAVEL & TRAINING EX	PAULA EDWARDS	62.14
	EFTPS	5-19-502	PAYROLL TAX	FICA W/H	146.30
		5-19-502	PAYROLL TAX	FICA W/H	164.70
		5-19-502	PAYROLL TAX	MEDICARE W/H	34.21
		5-19-502	PAYROLL TAX	MEDICARE W/H	38.52
	OSCEOLA PRINTING & OFFICE SU	5-19-601	MATERIALS AND SUPPLI	ANIMAL SHELTER INV# 1739	85.14
	WEX FLEET UNIVERSAL	5-19-651	OPERATING EXPENSES -	SHELTER	220.07
	MUNICIPAL HEALTH BENEFIT FUN	5-19-503	GROUP INSURANCE	SHELTER	382.50
	MICHAEL W. GODSEY	5-19-619	BUILDING EXPENSE	ANIMAL SHELTER	382.80
		5-19-619	BUILDING EXPENSE	ANIMAL SHELTER	205.70
	AT&T MOBILITY	5-19-610	TELEPHONE	SHELTER	162.82
	SMITH AUTO SALES & TOWING	5-19-650	REPAIRS & MAINTENANC	SHELTER - SERVICE ORDER# 3	192.50
	EF FBO TEMPS PLUS, INC.	5-19-455	TEMP SERVICE WAGES	SHELTER	728.00
		5-19-455	TEMP SERVICE WAGES	SHELTER	27.30
		5-19-455	TEMP SERVICE WAGES	SHELTER	609.70
		5-19-455	TEMP SERVICE WAGES	SHELTER	673.40
		5-19-455	TEMP SERVICE WAGES	SHELTER	618.80
		5-19-455	TEMP SERVICE WAGES	SHELTER	564.20
	LB'S LAWN & PRESSURE WASHING	5-19-619	BUILDING EXPENSE	ANIMAL SHELTER	300.00
				TOTAL:	9,281.11

FUND: STREET FUND

DEPARTMENT	VENDOR NAME	GL ACCOUNT	ACCOUNT DESCRIPTION	DESCRIPTION	AMOUNT
STREET DEPT	MISS CO COURTHOUSE	5-06-840	DUMPING-DISPOSAL	STREET	19,317.88
	CAPITAL ONE	5-06-601	MATERIALS AND SUPPLI	STREET	328.87
	KENNEMORE HOME	5-06-601	MATERIALS AND SUPPLI	STREET	39.59
		5-06-601	MATERIALS AND SUPPLI	STREET	72.19
		5-06-601	MATERIALS AND SUPPLI	STREET	23.05
		5-06-601	MATERIALS AND SUPPLI	STREET	153.32
		5-06-601	MATERIALS AND SUPPLI	STREET	52.79
		5-06-601	MATERIALS AND SUPPLI	STREET	21.98
		5-06-601	MATERIALS AND SUPPLI	STREET	70.11
	NEXAIR LLC	5-06-601	MATERIALS AND SUPPLI	STREET - ACCT# 5343	275.50
	SMITH TIRE & AUTO INC	5-06-650	REPAIRS & MAINTENANC	STREET	143.00
	LEGAL SHIELD	5-06-503	GROUP INSURANCE	STREET	116.60
	NEA BAPTIST CLINIC C/O OCC M	5-06-648	IMMUNIZATIONS & PHYS	STREET	100.00
	RIVERCITY HYDRAULICS, INC	5-06-651	OPERATING EXPENSES -	STREET	3,983.03
	AMERICAN HERITAGE LIFE	5-06-503	GROUP INSURANCE	STREET	95.68
	CITIZENS FIDELITY INS	5-06-503	GROUP INSURANCE	STREET	23.47
		5-06-503	GROUP INSURANCE	STREET	23.47
	METLIFE GROUP BENEFITS	5-06-503	GROUP INSURANCE	STREET	31.18
	O'REILLY AUTO STORES INC	5-06-601	MATERIALS AND SUPPLI	STREET	35.18
		5-06-601	MATERIALS AND SUPPLI	STREET	509.81
		5-06-651	OPERATING EXPENSES -	STREET	1,191.57
	DELTA DENTAL	5-06-503	GROUP INSURANCE	STREET	225.82
	VERIZON WIRELESS	5-06-610	TELEPHONE	STREET	167.22
	DELTA VISION	5-06-503	GROUP INSURANCE	STREET	54.70
	EFTPS	5-06-502	PAYROLL TAX	FICA W/H	968.99
		5-06-502	PAYROLL TAX	FICA W/H	957.02
		5-06-502	PAYROLL TAX	MEDICARE W/H	226.61
		5-06-502	PAYROLL TAX	MEDICARE W/H	223.82
	PRODUCTIVITY PLUS ACCOUNT	5-06-601	MATERIALS AND SUPPLI	STREET	247.50
		5-06-651	OPERATING EXPENSES -	STREET	111.69
	CROWS TRUCK SERVICE, INC	5-06-601	MATERIALS AND SUPPLI	STREET	99.95-
	MUNICIPAL HEALTH BENEFIT FUN	5-06-503	GROUP INSURANCE	STREET	3,142.50
	OST, LLC.	5-06-648	IMMUNIZATIONS & PHYS	STREET	32.00
	CINTAS UNIFORM CORP 206	5-06-580	UNIFORM EXPENSE	STREET - PAYER# 15946508	1,258.95
	ARAMARK	5-06-515	SAFETY SUPPLIES	STREET & SAN # 860068288	142.72
	MICHAEL W. GODSEY	5-06-619	BUILDING EXPENSE	STREET	324.17
	VERIZON NETWORK FLEET, INC.(5-06-651	OPERATING EXPENSES -	STREET	161.90
	AT&T MOBILITY	5-06-610	TELEPHONE	STREET	162.82
	PARMAN ENERGY GROUP	5-06-651	OPERATING EXPENSES -	STREET	1,068.32
		5-06-651	OPERATING EXPENSES -	STREET	445.19
		5-06-651	OPERATING EXPENSES -	STREET	882.38
		5-06-651	OPERATING EXPENSES -	STREET	761.40
		5-06-651	OPERATING EXPENSES -	STREET	484.22
		5-06-651	OPERATING EXPENSES -	STREET	920.09
		5-06-651	OPERATING EXPENSES -	STREET	554.04
		5-06-651	OPERATING EXPENSES -	STREET	688.41
		5-06-651	OPERATING EXPENSES -	STREET	923.68
		5-06-651	OPERATING EXPENSES -	STREET	514.06
	NAPA AUTO PARTS	5-06-601	MATERIALS AND SUPPLI	STREET	62.24
	BOOM COUNTRY TIRE	5-06-651	OPERATING EXPENSES -	STREET&SAN #9178	241.57
		5-06-651	OPERATING EXPENSES -	STREET&SAN #9178	50.49
		5-06-651	OPERATING EXPENSES -	STREET&SAN #9178	222.90
		5-06-651	OPERATING EXPENSES -	STREET	534.85
	EF FBO TEMPS PLUS, INC.	5-06-455	TEMP SERVICES WAGES	STREET	756.00

FUND: STREET FUND

DEPARTMENT	VENDOR NAME	GL ACCOUNT	ACCOUNT DESCRIPTION	DESCRIPTION	AMOUNT
		5-06-455	TEMP SERVICES WAGES	STREET	226.80
		5-06-455	TEMP SERVICES WAGES	STREET	582.40
		5-06-455	TEMP SERVICES WAGES	SEWER	616.00
		5-06-455	TEMP SERVICES WAGES	STREET	184.80
		5-06-455	TEMP SERVICES WAGES	STREET	756.00
		5-06-455	TEMP SERVICES WAGES	STREET	491.40
		5-06-455	TEMP SERVICES WAGES	STREET	616.00
		5-06-455	TEMP SERVICES WAGES	STREET	756.00
		5-06-455	TEMP SERVICES WAGES	STREET	468.65
		5-06-455	TEMP SERVICES WAGES	STREET	616.00
		5-06-455	TEMP SERVICES WAGES	STREET	756.00
		5-06-455	TEMP SERVICES WAGES	STREET	309.40
		5-06-455	TEMP SERVICES WAGES	STREET	123.20
		5-06-455	TEMP SERVICES WAGES	STREET	756.00
		5-06-455	TEMP SERVICES WAGES	STREET	436.80
		5-06-455	TEMP SERVICES WAGES	STREET	616.00
			TOTAL:		52,338.04

FUND: SANITATION FUND

DEPARTMENT	VENDOR NAME	GL ACCOUNT	ACCOUNT DESCRIPTION	DESCRIPTION	AMOUNT
NON-DEPARTMENTAL	CADENCE EQUIPEMENT FINANCE	269	N/P BCS COMML ROLL-O	CADENCE EQUIPEMENT FINANCE	1,778.59
		267	N/P BCS KNUCKLEBOOM	CADENCE EQUIPEMENT FINANCE	1,766.00
		263	N/P BCS COMML GARBAG	CADENCE EQUIPEMENT FINANCE	3,762.49
		270	N/P BCS RESIDNTL GAR	CADENCE EQUIPEMENT FINANCE	4,346.63
			TOTAL:		11,653.71
SANITATION	MISS CO COURTHOUSE	5-07-840	DUMPING-DISPOSAL	SANITATION	4,144.31
	CAPITAL ONE	5-07-601	MATERIALS AND SUPPLI	SAN	306.90
		5-07-601	MATERIALS AND SUPPLI	SAN	129.44
	LEGAL SHIELD	5-07-503	GROUP INSURANCE	SAN	51.80
	AMERICAN HERITAGE LIFE	5-07-503	GROUP INSURANCE	SANITATION	80.84
		5-07-503	GROUP INSURANCE	SAN	21.60
	TIFCO INDUSTRIES	5-07-601	MATERIALS AND SUPPLI	SAN	388.92
	ADEQ	5-07-840	DUMPING-DISPOSAL	SAN	650.00
	RITTER COMMUNICATIONS	5-07-620	UTILITIES	SAN	280.12
		5-07-620	UTILITIES	SAN	280.12
	PROTECTIVE LIFE AGENT FOR	5-07-503	GROUP INSURANCE	SANITATION	10.00
	O'REILLY AUTO STORES INC	5-07-601	MATERIALS AND SUPPLI	SAN	43.42
		5-07-601	MATERIALS AND SUPPLI	STREET	153.78
		5-07-651	OPERATING EXPENSES -	STREET	163.35
	DELTA DENTAL	5-07-503	GROUP INSURANCE	SANITATION	184.10
	DELTA VISION	5-07-503	GROUP INSURANCE	SANITATION	44.70
	EFTPS	5-07-502	PAYROLL TAX	FICA W/H	663.08
		5-07-502	PAYROLL TAX	FICA W/H	626.80
		5-07-502	PAYROLL TAX	MEDICARE W/H	155.07
		5-07-502	PAYROLL TAX	MEDICARE W/H	146.59
	TRI STATE INDUSTRIAL SUPPLY	5-07-601	MATERIALS AND SUPPLI	STREET&SAN	138.82
	OSCEOLA PRINTING & OFFICE SU	5-07-601	MATERIALS AND SUPPLI	SAN	261.25
		5-07-601	MATERIALS AND SUPPLI	SAN-GARBAGE MAP	220.00
	POWER CLEANING EQUIPEMENT	5-07-651	OPERATING EXPENSES -	SAN	871.20
	CROWS TRUCK SERVICE, INC	5-07-651	OPERATING EXPENSES -	SAN	530.66
		5-07-651	OPERATING EXPENSES -	SAN	420.00
		5-07-651	OPERATING EXPENSES -	SAN	1,393.20
		5-07-651	OPERATING EXPENSES -	SAN	163.87
		5-07-651	OPERATING EXPENSES -	SAN	424.04
		5-07-651	OPERATING EXPENSES -	SAN	424.04
	J & J MAINTENANCE SUPPLY	5-07-515	SAFETY SUPPLIES	SAN	560.75
	MUNICIPAL HEALTH BENEFIT FUN	5-07-503	GROUP INSURANCE	SANITATION	3,142.50
	CINTAS UNIFORM CORP 206	5-07-580	UNIFORM EXPENSE	SANITATION	729.60
		5-07-580	UNIFORM EXPENSE	BREAK ROOM	509.85
	VERIZON NETWORK FLEET, INC.(5-07-651	OPERATING EXPENSES -	SAN	64.76
	AT&T MOBILITY	5-07-610	TELEPHONE	SAN	162.82
	PARMAN ENERGY GROUP	5-07-651	OPERATING EXPENSES -	SANITATION	194.24
		5-07-651	OPERATING EXPENSES -	SANITATION	709.02
		5-07-651	OPERATING EXPENSES -	SANITATION	160.43
		5-07-651	OPERATING EXPENSES -	SANITATION	1,212.60
		5-07-651	OPERATING EXPENSES -	SANITATION	771.17
		5-07-651	OPERATING EXPENSES -	SANITATION	167.29
		5-07-651	OPERATING EXPENSES -	SAN	100.73
		5-07-651	OPERATING EXPENSES -	SAN	1,096.37
		5-07-651	OPERATING EXPENSES -	SANITATION	167.94
		5-07-651	OPERATING EXPENSES -	SANITATION	818.68
	CADENCE EQUIPEMENT FINANCE	5-07-886	INTEREST EXPENSE	CADENCE EQUIPEMENT FINANCE	285.49
		5-07-886	INTEREST EXPENSE	CADENCE EQUIPEMENT FINANCE	405.67

2023 August
Osceola Light & Power Report

Preformed line maintenance through out the system this also included cutting trees.
Preformed meter reading.
Preformed Disconnects for non payment.
Programmed new water meters that was put in service.
Installing Service at River Back Estates

Electric Work Orders

Poles Installed	3
Poles Removed	2
Transformers Installed	3
Transformers Replaced	4
Services Installed	8
Services Removed	3
Service Repaired	20
Street Lights Installed	6
Street Lights Removed	4
Street Lights Repaired	31
Line Locates	109

Meter Service Orders

Connects	48
Disconnects	41
Meter Changes	74
Occupant Change	38
Reinstate	111
Service Changes	4
Misc.	1
Meter Info.	0
Re-Reads	16
<u>Check for Leaks</u>	<u>15</u>

Total Meter Service Orders	348
-----------------------------------	------------

**OSCEOLA WATER & SEWER
MONTHLY REPORT
August, 2023**

Water Taps	5
Water Leaks	32
Fire Hydrants Repaired/Replaced	0
First Time Water Meters	5
Water Meters Replaced	4
Water Lines Installed	0
Pumps Repaired	0
Sewer Taps	0
Manholes Repaired	0
Sewer Lines Repaired	2
Sewers Unstopped	21
Sewer Lines Installed	0

Tim Jones, Superintendent
Water & Wastewater Distribution

OSCEOLA POLICE DEPARTMENT

Monthly Report for

August-23

**William Foster
Chief of Police**

T/P \$ 28,332.65
Bonds \$ 28,050.00
 \$ 56,382.65

08/01/2023 to 08/31/2023
5833
\$ 53,852.84

TP & BONDS SUMMARY:

MCSO	\$ 3,896.00
JMF	\$ 4,074.00
FINE	\$ 25,923.16
CITY ORD	\$ 317.05
CRIMINAL	\$ 3,237.00
DWI	\$ 300.00
Domestic Violence Shelter fund	\$ -
Drug Fees	\$ 125.00
Misdemeanor Drug Cost	\$ 120.00
Seat Belt	\$ 362.00
Safety Enhancement Fee	\$ 145.00
TRAFFIC	\$ 10,934.20
Finance Charge	\$ 6,219.24
Public Defender Fee	\$ -
CK to District Court Automation Fund	\$ (1,554.81)
Ck to Court for Drug Fees	\$ (245.00)
TOTALS	<u>\$ 53,852.84</u>

**OSCEOLA POLICE DEPARTMENT
GENERAL FUND INCOME
Aug-23**

<u>INCOME</u>	<u>AUGUST</u>	<u>Year to Date</u>
Automation Fund (paid to District Court)	(\$1,554.81) \$	(15,321.35)
Bail Bond Fees	\$ 160.00	\$1,360.00
Bonds Paid to OMC	\$ 27,360.00	\$177,100.00
Credit Card Fees	\$ -	\$45.00
Drug Fees (paid to District Court)	\$ (245.00)	-\$1,104.00
Fines & Cost pd to OMC	\$ 28,292.65	\$212,123.54
Freedom of Information	\$ -	\$0.00
Interest Earned	\$ 15.99	\$75.03
Miscellaneous	\$ -	\$335.00
Postage	\$ -	\$0.00
Rebate	\$ -	\$76.04
Restitution to OPD	\$ -	\$0.00
SCC/Civil Services	\$ -	\$0.00
Unclaimed Restitution	\$ -	\$0.00
Yard Sales	\$ 40.00	\$95.00
 Sub-Total	 <u>\$54,068.83</u>	 <u>\$374,784.26</u>
 <u>DETENTION FACILITY INCOME:</u>		
Background Checks	\$ -	\$30.00
Fingerprints	\$ -	\$150.00
Incident Reports	\$ 75.00	\$795.00
Jail Board	\$ 8,680.00 \$	43,200.00
Misc/Comm balances unclaimed	\$ -	\$11.00
Vin Inspection	\$ -	\$4,656.00
Work Release	\$ -	\$150.00
 Sub-Total	 <u>\$8,755.00</u>	 <u>\$48,992.00</u>
 Grand Total	 <u>\$62,823.83</u>	 <u>\$423,776.26</u>

OSCEOLA POLICE DEPARTMENT
BONDS & FINES ACCOUNT
August

Register Ending Balance	\$	5,841.24	
Bonds Payable	\$	5,841.24	
General	\$	15.99	
Bond Refund			
Checkbook Balance			<u>5,857.23</u>

TP \$28,332.65
BP \$ 28,050.00
\$56,382.65

08/01/2023 to 08/31/2023
CK# 5833

	TOTAL	F&C	Bonds
MCO	\$3,896.00	\$1,596.00	\$2,300.00
DRUG FEE	\$125.00	\$125.00	\$0.00
DVSF	\$0.00	\$0.00	\$0.00
JMF	\$4,074.00	\$1,514.00	\$2,560.00
F	\$25,923.16	\$12,378.16	\$13,545.00
CO	\$317.05	\$147.05	\$170.00
CR	\$3,237.00	\$1,137.00	\$2,100.00
DW	\$300.00	\$300.00	\$0.00
MD	\$120.00	\$120.00	\$0.00
SB	\$362.00	\$62.00	\$300.00
SE	\$145.00	\$145.00	\$0.00
TR	\$10,934.20	\$4,549.20	\$6,385.00
FC	\$6,219.24	\$6,219.24	\$0.00
	<u>\$55,652.65</u>	<u>\$28,292.65</u>	<u>\$27,360.00</u>

Beg Cbk Bal \$61,824.89
Tot TP/BP \$55,652.65
Restitution \$40.00
Gen Rec \$275.00
Interest \$15.99
End Cbk Bal \$5,841.24

Total Open Bonds Report
\$9,952.25

Reconciliation Difference

Disputed Charges

Milton Miller \$1,236.00
Darius Miller \$2,875.00

TOTAL \$4,111.00

	Citation	Motorist Assist	Warning	Warrant	Total
Totals	198	2	83	47	330
ABANDONED VEHICLE	0	1	0	0	1
ASSAULT - 3RD DEGREE	0	0	0	1	1
CARELESS AND PROHIBITED DRIVING	6	0	1	0	7
CITY OF OSCEOLA - DISORDERLY CONDUCT...	1	0	0	1	2
CONTEMPT OF COURT FOR FAILURE TO PAY...	0	0	0	4	4
CRIMINAL IMPERSONATION - 2ND DEGREE	0	0	0	1	1
DISORDERLY CONDUCT	0	0	0	3	3
DOMESTIC BATTERING - 3RD DEGREE	0	0	0	1	1
DRIVER OF MOTOR VEHICLE FAILURE TO R...	1	0	0	0	1
DRIVING LEFT OF CENTER	0	0	1	0	1
DRIVING ON CANCELLED LICENSE	1	0	0	0	1
DRIVING ON SUSPENDED LICENSE	13	0	1	0	14
DRIVING THE WRONG WAY ON A ONE-WAY S...	1	0	4	0	5
DRIVING VEHICLE WITHOUT TAGS	1	0	0	0	1
DRIVING WHILE INTOXICATED - DWI 1ST	0	0	0	1	1
DRIVING WHILE INTOXICATED - DWI 2ND	1	0	0	0	1
DRIVING WRONG WAY ON ONE-WAY ROADWAY	0	0	1	0	1
FAIL PRESENT DRIVER LICENSE	2	0	1	0	3
FAIL TO APPEAR ON CLASS A MISDEMEANO...	0	0	0	3	3
FAIL TO APPEAR ON CLASS C MISDEMEANO...	0	0	0	5	5
FAIL TO APPEAR ON CLASS D MISDEMEANO...	0	0	0	2	2
FAIL TO APPEAR ON UNCLASSIFIED MISDE...	0	0	0	4	4
FAIL TO APPEAR ON VIOLATION (FTA)	0	0	0	8	8
FAIL TO OBEY STOP SIGN	1	0	5	0	6
FAIL TO OBEY TRAFFIC CONTROL DEVICE	1	0	0	0	1
FAIL TO PAY FINE OR COSTS (FTP/TP)	0	0	0	4	4
FAIL TO PRESENT PROOF OF INSURANCE (...)	6	0	3	0	9
FAIL TO STOP AT RED LIGHT	10	0	0	0	10
FAIL TO STOP OR YIELD	1	0	0	0	1
FAIL TO TRANSFER TO AR DRIVERS LICENSE	1	0	0	0	1
FAIL TO YIELD AT INTERSECTION	1	0	1	0	2
FICTITIOUS TAGS	2	0	1	0	3
GAMBLING IN A HOUSE OR STEAMBOAT	0	0	0	3	3
IMPROPER DISPLAY OF LICENSE TAGS	1	0	2	0	3
IMPROPER LANE CHANGE/USAGE	2	0	1	0	3
INATTENTIVE DRIVING	1	0	0	0	1
LEAVING SCENE OF ACCIDENT INVOLVING ...	0	0	0	1	1
MOTORCYCLE - RIDING WITHOUT OPERATOR...	1	0	0	0	1
NO CHILD PASSENGER RESTRAINT	2	0	1	0	3
NO DRIVER LICENSE OR LICENSE EXPIRED	25	0	2	0	27
NO LIABILITY INSURANCE	12	0	0	0	12
NO SEATBELT	10	0	4	0	14
OWNER FAIL TO REGISTER VEHICLE - EXP...	14	0	9	0	23
PARKED IN FIRE LANE	1	0	0	0	1
PARKING IMPROPER	1	0	0	0	1
RESISTING ARREST	0	0	0	2	2
SIGNALS FOR TURNING, STOPPING, O...	0	0	1	0	1
SPEEDING - 1 TO 15 MPH OVER LIMIT	54	0	20	0	74
SPEEDING - IN SCHOOL ZONE	1	0	0	0	1
SPEEDING - MORE THAN 15 MPH OVER LIMIT	17	0	1	0	18
STRANDED MOTORIST (CALLED WRECKER)	0	1	0	0	1
TERRORISTIC THREATENING - 1ST DEGREE	0	0	0	1	1
TERRORISTIC THREATENING - 2ND DEGREE	0	0	0	1	1
THEFT OF PROPERTY <= \$1,000	0	0	0	1	1
UNSAFE VEHICLE -- DEFECTIVE EQUIPMENT	0	0	7	0	7
USE WIRELESS PHONE FOR INTERACTIVE C...	0	0	1	0	1
VEH LIGHTS - DEFECTIVE/IMPROPER AUXI...	0	0	2	0	2
VEH LIGHTS - DEFECTIVE/IMPROPER HEAD...	1	0	3	0	4
VEH LIGHTS - DEFECTIVE/IMPROPER TAIL...	1	0	9	0	10
VEH LIGHTS - NO LIGHTS AT NIGHT	1	0	0	0	1
VEH LIGHTS - USE OF MULTIPLE-BEAM RO...	1	0	1	0	2
VIOLATION OF DRIVERS LICENSE RESTRIC...	2	0	0	0	2



32/28

CITY OF OSCEOLA
POLICE DEPT BONDS AND FINES
PO BOX 443
OSCEOLA AR 72370-0443

STATEMENT DATE
08/31/23
ACCOUNT NUMBER
015-407-5

INFOLINE 1-888-797-7711

***** CHECKING ACCOUNT SUMMARY *****
PREVIOUS BALANCE 168,711.28 AVERAGE BALANCE
+ 46 CREDITS 68,539.65 125,539
- 28 DEBITS 167,399.72 YTD INTEREST PAID
- SERVICE CHARGES .00 83.75
+ INTEREST PAID 15.99
ENDING BALANCE 69,867.20

DAYS IN PERIOD

31

***** CHECKING ACCOUNT TRANSACTIONS *****

DEPOSITS AND OTHER CREDITS

DATE	AMOUNT	TRANSACTION DESCRIPTION	CHK NO/ATM CD
08/01	470.00	AIC_PORTAL 1200680589	
		OSCEOLA PD OTC 6464	CCD
08/01	2,281.00	DEPOSIT	
08/02	2,855.00	AIC_PORTAL 1200680589	
		OSCEOLA PD OTC 6466	CCD
08/02	2,970.00	DEPOSIT	
08/03	955.00	AIC_PORTAL 1200680589	
		OSCEOLA PD OTC 6468	CCD
08/03	705.00	DEPOSIT	
08/04	670.00	AIC_PORTAL 1200680589	
		OSCEOLA PD OTC 6470	CCD
08/04	2,213.40	DEPOSIT	
08/07	960.00	AIC_PORTAL 1200680589	
		OSCEOLA PD OTC 6472	CCD
08/07	2,617.00	DEPOSIT	
08/08	1,435.00	AIC_PORTAL 1200680589	
		OSCEOLA PD OTC 6474	CCD
08/08	4,085.00	DEPOSIT	
08/09	4,076.25	AIC_PORTAL 1200680589	
		OSCEOLA PD OTC 6476	CCD
08/09	1,010.00	DEPOSIT	
08/10	690.00	AIC_PORTAL 1200680589	
		OSCEOLA PD OTC 6478	CCD
08/10	505.00	DEPOSIT	



CITY OF OSCEOLA
POLICE DEPT BONDS AND FINES
PO BOX 443
OSCEOLA AR 72370-0443

32/28
PAGE 2

STATEMENT DATE
08/31/23
ACCOUNT NUMBER
015-407-5

* * * * * CHECKING ACCOUNT TRANSACTIONS * * * * *
DEPOSITS AND OTHER CREDITS

DATE.....	AMOUNT.	TRANSACTION DESCRIPTION	CHK NO/ATM CD
08/11	2,240.00	AIC_PORTAL 1200680589	
		OSCEOLA PD OTC 6480	CCD
08/11	1,066.00	DEPOSIT	
08/14	925.00	AIC_PORTAL 1200680589	
		OSCEOLA PD OTC 6482	CCD
08/14	458.00	DEPOSIT	
08/15	455.00	AIC_PORTAL 1200680589	
		OSCEOLA PD OTC 6484	CCD
08/15	195.00	DEPOSIT	
08/16	2,950.00	AIC_PORTAL 1200680589	
		OSCEOLA PD OTC 6486	CCD
08/16	380.00	DEPOSIT	
08/17	690.00	AIC_PORTAL 1200680589	
		OSCEOLA PD OTC 6488	CCD
08/17	550.00	DEPOSIT	
08/18	1,045.00	AIC_PORTAL 1200680589	
		OSCEOLA PD OTC 6490	CCD
08/18	705.00	DEPOSIT	
08/21	2,415.00	AIC_PORTAL 1200680589	
		OSCEOLA PD OTC 6492	CCD
08/21	5,260.00	DEPOSIT	
08/22	1,425.00	AIC_PORTAL 1200680589	
		OSCEOLA PD OTC 6494	CCD
08/22	720.00	DEPOSIT	
08/23	3,125.00	AIC_PORTAL 1200680589	
		OSCEOLA PD OTC 6496	CCD
08/23	700.00	DEPOSIT	
08/24	1,500.00	AIC_PORTAL 1200680589	
		OSCEOLA PD OTC 6498	CCD
08/24	460.00	DEPOSIT	
08/25	920.00	AIC_PORTAL 1200680589	
		OSCEOLA PD OTC 6500	CCD
08/25	995.00	DEPOSIT	
08/28	370.00	AIC_PORTAL 1200680589	
		OSCEOLA PD OTC 6503	CCD
08/28	3,483.00	DEPOSIT	
08/29	265.00	AIC_PORTAL 1200680589	
		OSCEOLA PD OTC 6506	CCD
08/29	2,200.00	DEPOSIT	



CITY OF OSCEOLA
POLICE DEPT BONDS AND FINES
PO BOX 443
OSCEOLA AR 72370-0443

32/28
PAGE 3

STATEMENT DATE
08/31/23
ACCOUNT NUMBER
015-407-5

***** CHECKING ACCOUNT TRANSACTIONS *****
DEPOSITS AND OTHER CREDITS

DATE	AMOUNT	TRANSACTION DESCRIPTION	CHK NO/ATM CD
08/30	895.00	AIC_PORTAL 1200680589 OSCEOLA PD OTC 6508	CCD
08/30	845.00	DEPOSIT	
08/31	1,125.00	AIC_PORTAL 1200680589 OSCEOLA PD OTC 6510	CCD
08/31	1,680.00	DEPOSIT	
08/31	15.99	IOD INTEREST PAID	

CHECKS

DATE	CHECK NO	AMOUNT	DATE	CHECK NO	AMOUNT
08/18	5797*	201.00	08/14	5851	439.00
08/31	5819*	5.00	08/18	5854*	45.00
08/22	5821*	60.00	08/14	5855	854.58
08/31	5825*	3,227.04	08/14	5856	45,113.80
08/18	5831*	60.00	08/31	5859*	2,323.77
08/14	5832	140.00	08/17	5860	420.00
08/11	5833	215.00	08/17	5861	24,605.00
08/08	5841*	10.00	08/17	5862	80,870.57
08/17	5843*	5.00	08/17	5863	336.97
08/22	5844	50.00	08/21	5864	65.00
08/14	5845	50.00	08/23	5866*	215.00
08/14	5846	195.00	08/25	5869*	2,500.00
08/10	5849*	240.00	08/25	5871*	1,650.00
08/31	5850	3,282.99	08/28	5872	220.00

***** DAILY BALANCE SUMMARY *****

DATE	BALANCE	DATE	BALANCE	DATE	BALANCE
07/31	168711.28	08/10	196958.93	08/22	64712.01
08/01	171462.28	08/11	200049.93	08/23	68322.01
08/02	177287.28	08/14	154640.55	08/24	70282.01
08/03	178947.28	08/15	155290.55	08/25	68047.01
08/04	181830.68	08/16	158620.55	08/28	71680.01
08/07	185407.68	08/17	53623.01	08/29	74145.01
08/08	190917.68	08/18	55067.01	08/30	75885.01
08/09	196003.93	08/21	62677.01	08/31	69867.20



CITY OF OSCEOLA
POLICE DEPT BONDS AND FINES
PO BOX 443
OSCEOLA AR 72370-0443

32/28
PAGE 4

STATEMENT DATE
08/31/23
ACCOUNT NUMBER
015-407-5

* * * * * INTEREST RATE SUMMARY * * * * *
EFF-DATE RATE EFF-DATE RATE
09-26-22 0.00150000

OSCEOLA FIRE DEPARTMENT MONTHLY FIRE REPORT 2023

The Osceola Fire Department responded to (43) alarms in the month c of August
The runs are as follows:

	MONTH	YTD
Structure Fire	1	12
Vehicle Fires	1	6
Brush/Grass Fires	2	13
Trash Fires	2	15
Lift Assist/Medical Assist	6	38
Electrical Equipment	2	13
MVA assist	2	9
Mutual Aid	0	4
Rescue/Extrication	0	4
Smoke Scare	1	9
Spill/Leaks	0	7
Flammable Gas	1	2
Alarm Malfunction	1	26
Fire Alarm	2	9
Unintentional False Alarm	15	72
Confined Space Standby	4	27
Good Intent Call	3	22
TOTALS	43	288

Total dollar loss estimated from Structure Fires in month of August
\$25,000.00

Script cost in class time	\$62.00
Script cost in alarms	\$255.00
Total Script Cost	\$317.00
Injuries	0
Deaths	0

Respectfully submitted,

Peter Hill Chief
Osceola Fire Dept.

Osceola Parks & Recreation

Dickie Kennemore Community Center

Director: Michael Ephlin

September 2023 Report

- **Community Center**
- **Tip Tap Toes Dance Class**
- **Dickie Kennemore Roof Repair**
- **OPAR Men's Softball League**
- **OPAR Youth Soccer, Flag Football & Tackle Football**
- **Master Plan: Water Park**

Community Center

We are still seeing growth at our community center. Many people are getting back into the routine of working out. It's good to see new members along with our regular crowd. The Arkansas State Police gives the Arkansas Driver's test on Thursday's and always has great participation. The Delta School is playing their home volleyball games at our center. 6 games total. We've got some estimates to replace the covered awning at the center. This is something that needs to be addressed in the new budget. I also got some estimates on power washing the building and redoing the floors in the main area of the center. That will give us a fresh look and some much needed upgrades.

OPAR's Tip Tap toes Dance Class

OPAR's Tip Tap Toes Dance Class had their first class on Wednesday August 9th. This is a great program that we offer and the kids love it. Robin works hard teaching the art of dance to them and we are proud to offer this to the community. It's going to be a great season.

Dickie Kennemore Community Center Roof Repair

The Dickie Kennemore Community Center has seen some leaks in the roof. The repairs have been made and we have not seen any more leaks. We will monitor it to make sure it stays that way.

OPAR Men's Softball League

OPAR's Men's Softball League will start playing on Monday September 11th with 6 teams this year. That is an increase from years past and we look forward to a great season.

OPAR Youth Soccer, Flag Football & Tackle Football

Our OPAR Youth Soccer & Flag Football teams have been drafted and are practicing getting ready for the season. Games begin on Monday September 18th. It's going to be a great season. Our Youth 4th, 5th & 6th grade tackle football season is off and running. The first game of the season is Saturday September 9th against Valley View. Our fall sports season has seen an increase in kids by about 30 which is always a plus.

Master Plan: Water Park

I would like to take this time to ask each and every one of you to start brainstorming ways that we can revisit our master plan: water park idea. I feel that we are missing the boat with this idea and I feel that it would be very beneficial to our city and would really boost our quality of life. As you know we tried to pass a 1 cent sales tax last year to fund the project and it was defeated. As you know our sales tax has doubled and really almost tripled since the workers are here building the industry that has located here. I feel that we are missing the boat on this idea and I feel that it is still not too late to do something about it. I challenge you to come up with ideas so we can revisit this project in the very near future. This would be just another improvement to our great city and another quality of life amenity that would benefit all of the great citizens of our awesome community!!!!

“Great Things Are Happening At Osceola Parks And Recreation, Come Out And Be A Part”.

Golf Course

September Report

We are currently getting ready for our Osceola Golf Course Club Championships. The Senior Men's club championship will be held September 16/17 followed by the men's championship on September 23/24. We will follow this up with our annual Industrial Appreciation golf tournament in October.

Ladds still has one of our golf carts in Memphis waiting for repairs. I do have one more down that I'm hoping is just a solenoid problem. We had an issue with our fairway mower and had to send it to Ladds for repair. It was in the computer and has been running fine since its return. All other equipment is up and running fine currently.

The course itself is in good shape. We are still on our regular mowing schedule all through the course. The height of cut will be raised a little over the coming month to help prepare for winter kill. We still have several spray applications to make before the end of the year especially on our greens and we are right on schedule with these. We will also be getting back to trimming trees around the course. On our schedule also is to start filling in some of the low-lying areas around the course with dirt. We will begin this as our mowing duties slow down. We have had a great year so far and look forward to at least a few more months of great golf weather.

Any questions about the course please feel free to contact me at 870-549-0189

Thanks, Dylan Bowles

ANIMAL CONTROL REPORT

AUGUST 2023

MONTH

YTD

DOG 11 89

CATS 1 29

OTHER 0 1

TOTAL 12 119

COMPLAINTS 31 199

CITATIONS 2 11

VERBAL WARNINGS 5 33

WRITTEN WARNINGS 3 21

DOG/CAT BITES 0 6

SUBMITTED BY PAULA EDWARDS WITH OSCEOLA ANIMAL SHELTER

CODE ENFORCEMENT, BUILDING INSPECTION, and HOUSING REPORT

Cody Shreve & Ray Williams

9/18/2023

Report: Code Enforcement & Building Inspection

Code Enforcement

Code Enforcement field team is continuing to clear city owned easements, ditches, and city owned properties.

We continue to monitor garbage being put out to early and on the wrong day. Warnings and fines will be issued to people putting garbage out to early and on the wrong days.

Code Enforcement department reported (18) code issues and violations.

Code Enforcement continues to develop the condemn/urgent action property list.

Building Inspection

Building Inspection and permit department have a total of six new permits issued. We have issued (1) electrical permits, (3) privilege license permits, (2) residential permits, (1) commercial permits, (0) sign permit, (0) HVAC permit, (1) Plumbing Permit

Codes and Inspection information is located on the iWorQ system or city website OsceolaArkansas.com.

New Development

- Three possible Hotels – 1 hotel has been approved
- Various retail
- River Back Estates – Housing 25 permits approved
- Commercial Property – 3 plans have been approved

Osceola Street & Sanitation Department August Report for 2023

City Council Meeting: 9-18-23

From: Ed Richardson

Subject: Daily Operations

August Updates

Street & Sanitation Department Update

The sanitation department is continuing to run smoothly without any major mechanical issues. We did pick up some new commercial customers, and some existing customers increased their pickup route. We are completely out of all 8yd, and 4yd dumpsters. The city needs more dumpsters because of the increase in commercial business. Transfer Station is complying with solid waste regulations and staying clean. We did receive an ADEQ inspection, and our transfer station continues to meet ADEQ standards.

The street department crew have been working extremely hard at keeping our streets clean. We're using the chipper to help clean up debris and reduce our landfill tonnage. The department is working very hard to ensure all debris is picked up daily. It's the department's policy to ensure our streets are kept clean and look good daily, so we have a crew dedicated every Wednesday to making sure our streets and sidewalks are clean and grass is removed.

The street departments Knuble boom truck went down for two weeks because of a mechanical breakdown in the engines turbo system. This part had to come directly from the manufacture, so it took longer than normal. During this period, we used the backhoe to continue picking up items throughout the city to ensure our residents received the service needed picking up bulky items. We're still doing pothole repairs and if you have pothole issues in your ward, please notify me and we'll get them repaired.

The Street Department did a demonstration of the forestry mulcher on Ash and Quinn. The demonstration was very successful and everything we thought the machine could do. It appears we should be able to complete all the project in place with this piece of equipment. There's a few more attachments we would like to get to support us. Arkansas Department of Transportation, street overlay project is still moving forward, as many of you have noticed how Keiser Ave is looking.

Mosquito & Bird Control

Tim did an arial spray in Aug to help control the mosquito issue. Please contact him and he will come to spray the area before the event. Tim Nelson (Vector Mosquito Control) – (870)740-8577

Thank You,

Ed Richardson - Superintendent

Osceola Street, Sanitation, MRF & Mosquito Control Departments

RESOLUTION NO. 2023-

**A RESOLUTION APPROVING BIDS FOR WATER/WASTER WATER
INFRASTRUCTURE WORK FOR PROJECT: 23-5782 ELM STREET CIPP
WASTERWATER SYSTEM IMPROVEMENTS FOR THE CITY OF OSCEOLA**

WHEREAS, the City of Osceola accepted bids for work to be completed on the Elm Street wastewater line; and

WHEREAS, the project was budgeted in the series 2023 Water, Sewer Utility Bonds closed on August 8, 2023 ; and

WHEREAS, the City requested bids from Arkansas-approved contractors for the project and

WHEREAS, the quote is \$335,889.00 minus deductive Alternate 1 from SAK Construction, LLC.. The bid tabulation containing the names and bid amount by each contractor and certified by city hired engineering firm are attached; and

**NOW THEREFORE, BE IT RESOLVED BY THE CITY OF OSCEOLA. ARKANSAS
THAT THE**

Mayor Harris is hereby authorized to execute a contract for the completion of the Elm Street CIPP Wastewater System Improvement

PASSED AND APPROVED THIS 18th DAY OF SEPTMBER, 2023.


Joe Harris Jr., Mayor

ATEST

Jessica Griffin. City Clerk

CERTIFIED BID TAB

PROJECT: 23-5782 Elm Street CIPP Wastewater System Improvements
BID LOCATION: City Hall, 303 W. Hale Avenue, Osceola, AR
BID TIME AND DATE: 10:00 AM Tuesday August 29, 2023

Certified by: 
 Adam S. Triche, P.E., License #13852

		CONTRACTORS NAME		CONTRACTORS LICENSE NO.		SAK Construction, LLC.		Insituform Technologies, LLC.		Humbard Contracting, Inc.		Suncoast Infrastructure, Inc.		GCU, LLC.	
						0194570624		0072030524		0141310324		0082430424		0383430524	
Item No.	Description	Units	Quantity	Unit Cost	Total Cost	Unit Cost	Total Cost	Unit Cost	Total Cost	Unit Cost	Total Cost	Unit Cost	Total Cost	Unit Cost	Total Cost
1	8" Normal Cleaning/CCTV Inspection	LF	24	\$7.00	\$168.00	\$7.00	\$168.00	\$4.00	\$96.00	\$5.50	\$132.00	\$5.45	\$130.80		
2	10" Normal Cleaning/CCTV Inspection	LF	3554	\$7.00	\$24,878.00	\$7.00	\$24,878.00	\$4.00	\$14,216.00	\$7.00	\$24,878.00	\$5.45	\$19,369.30		
3	12" Normal Cleaning/CCTV Inspection	LF	1,800	\$7.00	\$12,600.00	\$7.00	\$12,600.00	\$4.00	\$7,200.00	\$7.00	\$12,600.00	\$5.45	\$9,810.00		
4	10" Cured-In-Place Pipe, Installed, Complete	LF	3,542	\$41.00	\$145,222.00	\$47.00	\$166,474.00	\$54.00	\$191,268.00	\$54.00	\$191,268.00	\$61.75	\$218,718.50		
5	12" Cured-In-Place Pipe, Installed, Complete	LF	1,800	\$43.00	\$77,400.00	\$52.00	\$93,600.00	\$57.00	\$102,600.00	\$69.00	\$124,200.00	\$68.80	\$123,840.00		
6	Lateral Reinstatement	EA	40	\$100.00	\$4,000.00	\$150.00	\$6,000.00	\$250.00	\$10,000.00	\$10.00	\$400.00	\$1.00	\$40.00		
7	Heavy Cleaning (in Addition to "Normal" Cleaning)	HR	10	\$720.00	\$7,200.00	\$500.00	\$5,000.00	\$410.00	\$4,100.00	\$360.00	\$3,600.00	\$650.00	\$6,500.00		
8	Point Repairs	EA	5												
9	Cross-over 8" Cured-In-Place Pipe, Installed, Complete	EA	2	8670	\$17,340.00	\$7,000.00	\$14,000.00	\$3,500.00	\$7,000.00	\$5,250.00	\$10,500.00	\$2,500.00	\$5,000.00		
10	Cross-over 10" Cured-In-Place Pipe, Installed, Complete	EA	2	8740	\$17,480.00	\$7,000.00	\$14,000.00	\$3,500.00	\$7,000.00	\$5,500.00	\$11,000.00	\$2,500.00	\$5,000.00		
11	Trimming Protruding Laterals	EA	5	420	\$2,100.00	\$315.00	\$1,575.00	\$450.00	\$2,250.00	\$320.00	\$1,600.00	\$150.00	\$750.00		
12	Arkansas Code Ann. §22-9-212, Trench and Excavation Safety System.	LS	1	\$1.00	\$1.00	\$1.00	\$1.00	\$7,000.00	\$7,000.00	\$1,640.00	\$1,640.00	\$100.00	\$100.00		
13	Miscellaneous (Mobilization, Demobilization, Bonds, Insurance, As-Built Record Drawings, Seeding of Construction Area, and Any Items not Covered Elsewhere to Complete the Project per the Drawings and Specifications)	LS	1	\$27,500.00	\$27,500.00	\$27,500.00	\$27,500.00	\$18,000.00	\$18,000.00	\$7,275.00	\$7,275.00	\$59,509.65	\$59,509.65		
TOTAL AMOUNT BID					\$335,889.00		\$365,796.00		\$370,730.00		\$389,093.00		\$448,768.25		

DEDUCTIVE ALTERNATE 1

Item No.	Description	Units	Quantity	Unit Cost	Total Cost	Unit Cost	Total Cost	Unit Cost	Total Cost	Unit Cost	Total Cost	Unit Cost	Total Cost
9	Cross-over 8" Cured-In-Place Pipe, Installed, Complete	EA	-2	\$8,670.00	-\$17,340.00	\$7,000.00	-\$14,000.00	\$3,500.00	-\$7,000.00	\$5,250.00	-\$10,500.00	\$2,500.00	-\$5,000.00
10	Cross-over 10" Cured-In-Place Pipe, Installed, Complete	EA	-2	\$8,740.00	-\$17,480.00	\$7,000.00	-\$14,000.00	\$3,500.00	-\$7,000.00	\$5,500.00	-\$11,000.00	\$2,500.00	-\$5,000.00
11	Trimming Protruding Laterals	EA	-5	\$420.00	-\$2,100.00	\$315.00	-\$1,575.00	\$450.00	-\$2,250.00	\$320.00	-\$1,600.00	\$150.00	-\$750.00
TOTAL DEDUCTIVE ALTERNATE 1					-\$36,920.00		-\$29,575.00		-\$16,250.00		-\$23,100.00		-\$10,750.00
TOTAL AMOUNT BID LESS DEDUCTIVE ALTERNATE 1					\$298,969.00		\$336,221.00		\$354,480.00		\$365,993.00		\$438,018.25

Adress of Property	Legal Description	Parcel #	Mailing Adress
115 E. QUINN	LOT 3 BLOCK D HIGHLAND ADD	301-01416-000	115 E. QUINN, OSCEOLA
212 ALFALFA	LOT 17 BLOCK D HIGHLAND ADD	301-01435-000	419 E. KEISER, OSCEOLA
214 ALFALFA	LOT 16 BLOCK D HIGHLAND ADD	301-01434-000	214 ALFALFA OSCEOLA
109 SHORT QUINN	LT 18 BLK 1 TOWNSITE ADD 109 SHORT QUINN	301-02651-000	102 N. QUINN, OSCEOLA
211 MYRON KELLY DR.	LOT 33 BLOCK 2 WJ DRIVER ADD	301-01002-000	607 W. QUINN AVE OSCEOLA
216 MYRON KELLY DR	LOT 15 BLOCK 3 WJ DRIVER ADD	301-01033-000	702 W. WASHINGTON, OSCEOLA
532 W. JOHNSON	W 1/2 LT 9 & ALL LT 10 BLK A SACILLA DRIVER ADD	301-00927-000	532 W. JOHNSON, OSCEOLA
225 N. QUINN	LT 13 BLK 1 TOWNSITE ADD 225 N QUINN	301-02646-000	117 W. ALICIA, OSCEOLA
201 W. UNION	LOT 43 SE 1/4 OF 36-13-10 201 W. UNION	301-00351-000	751 E DORCHESTER DR., SAINT JOHNS, FL 32259
601 S. POPLAR	LOT 41 SE1/4 OF 36-13-10 601 S. POPLAR	301-00349-000	751 E DORCHESTER DR., SAINT JOHNS, FL 32259
215 E. KEISER	E 1/2 LT 2 BLK C KEISER ADD 215 E KEISER 215 E KEISER	301-01863-000	751 E DORCHESTER DR., SAINT JOHNS, FL 32259
335 ELIZABETH	E 75' LOT 9 BLOCK G KEISER ADD	301-01893-000	320 ELIZABETH AVE, OSCEOLA

RESOLUTION NO. 2023-
CITY OF OSCEOLA, ARKANSAS

**A RESOLUTION DECLARING CERTAIN BUILDINGS, HOUSES AND OTHER
STRUCTURES LOCATED AT 115 E. QUINN IN THE CITY OF OSCEOLA TO
CONSTITUTE A PUBLIC NUISANCE AND CONDEMNING SAID STRUCTURES;
AND FOR OTHER PURPOSES.**

WHEREAS, the buildings and structures whose location is set forth herein are vacant and have become run down, dilapidated, unsightly, dangerous, obnoxious, unsafe, and not fit for human habitation and detrimental to the public welfare of Osceola citizens and residents; and

WHEREAS, the condition of such property constitutes a serious fire and health hazard to the City of Osceola, and unless immediate actions are taken to remedy this situation by removing, razing, and abating said nuisance, there is a great likelihood that the surrounding property may be destroyed by fire originating from such unsafe and hazardous structures, and also that since the structures are without proper sanitary facilities and as such are unsafe and hazardous and a breeding place for rats, rodents, and other dangerous germ carriers of diseases, such buildings constitute a serious hazard to the health and safety of the citizens of Osceola, and they should be removed or razed for the purpose of eliminating such hazards.

**NOW, THEREFORE BE IT RESOLVED BY THE CITY COUNCIL OF THE
CITY OF OSCEOLA, ARKANSAS:**

SECTION 1: That the City Council hereby declares the buildings, houses, and other structures located at the property identified in Section 2 below to be vacant and run down, dilapidated, unsafe, unsightly, dangerous, obnoxious, unsanitary, a fire hazard, a menace to abutting properties, with the current condition of said structures not being fit for human habitation; and because of such conditions, the City Council declares the same to be condemned as a public nuisance and is ordered abated, removed or razed by the owner thereof.

SECTION 2: That the owner of record of the following described property has been given adequate notice thereof and is hereby directed to raze the same or otherwise abate the said nuisance within (30) days after the posting of a true copy of this Resolution at a conspicuous place upon the structure constituting the nuisance described herein, to-wit:

The **LOT 3 BLOCK D HIGHLAND ADD** within the City of Osceola, Arkansas.

(Also shown on tax records as tax parcel number 301-01416-000 and more commonly known as 115 E. QUINN, Osceola, Arkansas)

A copy of the Resolution shall also be mailed to **115 E. QUINN, OSCEOLA.**

SECTION 3: If the aforementioned structures have not been razed and/ or removed within (30) days after posting a true copy of this Resolution at a conspicuous place upon the structure constituting the nuisance otherwise abated, the structures shall be torn down and/or removed by the Code Enforcement Officer or his duly designated representative or agent.

SECTION 4: That the provisions of this Resolution are hereby declared to be severable and if any section, phrase or provision shall be declared or held invalid, such invalidity shall not affect the remainder if the sections, phrases or provisions.

SECTION 5: That this Resolution shall be in full force and effect from and after its passage and approval.

PASSED AND APPROVED this 17th day of APRIL 2023.

CITY OF OSCEOLA, ARKANSAS

By: _____

Mayor Joe Harris Jr.

ATTEST: _____

City Clerk

RESOLUTION NO. 2023-
CITY OF OSCEOLA, ARKANSAS

**A RESOLUTION DECLARING CERTAIN BUILDINGS, HOUSES AND OTHER
STRUCTURES LOCATED AT 212 ALFALFA IN THE CITY OF OSCEOLA TO
CONSTITUTE A PUBLIC NUISANCE AND CONDEMNING SAID STRUCTURES;
AND FOR OTHER PURPOSES.**

WHEREAS, the buildings and structures whose location is set forth herein are vacant and have become run down, dilapidated, unsightly, dangerous, obnoxious, unsafe, and not fit for human habitation and detrimental to the public welfare of Osceola citizens and residents; and

WHEREAS, the condition of such property constitutes a serious fire and health hazard to the City of Osceola, and unless immediate actions are taken to remedy this situation by removing, razing, and abating said nuisance, there is a great likelihood that the surrounding property may be destroyed by fire originating from such unsafe and hazardous structures, and also that since the structures are without proper sanitary facilities and as such are unsafe and hazardous and a breeding place for rats, rodents, and other dangerous germ carriers of diseases, such buildings constitute a serious hazard to the health and safety of the citizens of Osceola, and they should be removed or razed for the purpose of eliminating such hazards.

**NOW, THEREFORE BE IT RESOLVED BY THE CITY COUNCIL OF THE
CITY OF OSCEOLA, ARKANSAS:**

SECTION 1: That the City Council hereby declares the buildings, houses, and other structures located at the property identified in Section 2 below to be vacant and run down, dilapidated, unsafe, unsightly, dangerous, obnoxious, unsanitary, a fire hazard, a menace to abutting properties, with the current condition of said structures not being fit for human habitation; and because of such conditions, the City Council declares the same to be condemned as a public nuisance and is ordered abated, removed or razed by the owner thereof.

SECTION 2: That the owner of record of the following described property has been given adequate notice thereof and is hereby directed to raze the same or otherwise abate the said nuisance within (30) days after the posting of a true copy of this Resolution at a conspicuous place upon the structure constituting the nuisance described herein, to-wit:

The **LOT 17 BLOCK D HIGHLAND ADD** within the City of Osceola, Arkansas.

(Also shown on tax records as tax parcel number 301-01435-000 and more commonly known as 212 ALFALFA, Osceola, Arkansas)

A copy of the Resolution shall also be mailed to **419 E. KEISER, OSCEOLA.**

SECTION 3: If the aforementioned structures have not been razed and/ or removed within (30) days after posting a true copy of this Resolution at a conspicuous place upon the structure constituting the nuisance otherwise abated, the structures shall be torn down and/or removed by the Code Enforcement Officer or his duly designated representative or agent.

SECTION 4: That the provisions of this Resolution are hereby declared to be severable and if any section, phrase or provision shall be declared or held invalid, such invalidity shall not affect the remainder if the sections, phrases or provisions.

SECTION 5: That this Resolution shall be in full force and effect from and after its passage and approval.

PASSED AND APPROVED this 17th day of APRIL 2023.

CITY OF OSCEOLA, ARKANSAS

By: _____

Mayor Joe Harris Jr.

ATTEST: _____

City Clerk

RESOLUTION NO. 2023-
CITY OF OSCEOLA, ARKANSAS

**A RESOLUTION DECLARING CERTAIN BUILDINGS, HOUSES AND OTHER
STRUCTURES LOCATED AT 214 ALFALFA IN THE CITY OF OSCEOLA TO
CONSTITUTE A PUBLIC NUISANCE AND CONDEMNING SAID STRUCTURES;
AND FOR OTHER PURPOSES.**

WHEREAS, the buildings and structures whose location is set forth herein are vacant and have become run down, dilapidated, unsightly, dangerous, obnoxious, unsafe, and not fit for human habitation and detrimental to the public welfare of Osceola citizens and residents; and

WHEREAS, the condition of such property constitutes a serious fire and health hazard to the City of Osceola, and unless immediate actions are taken to remedy this situation by removing, razing, and abating said nuisance, there is a great likelihood that the surrounding property may be destroyed by fire originating from such unsafe and hazardous structures, and also that since the structures are without proper sanitary facilities and as such are unsafe and hazardous and a breeding place for rats, rodents, and other dangerous germ carriers of diseases, such buildings constitute a serious hazard to the health and safety of the citizens of Osceola, and they should be removed or razed for the purpose of eliminating such hazards.

**NOW, THEREFORE BE IT RESOLVED BY THE CITY COUNCIL OF THE
CITY OF OSCEOLA, ARKANSAS:**

SECTION 1: That the City Council hereby declares the buildings, houses, and other structures located at the property identified in Section 2 below to be vacant and run down, dilapidated, unsafe, unsightly, dangerous, obnoxious, unsanitary, a fire hazard, a menace to abutting properties, with the current condition of said structures not being fit for human habitation; and because of such conditions, the City Council declares the same to be condemned as a public nuisance and is ordered abated, removed or razed by the owner thereof.

SECTION 2: That the owner of record of the following described property has been given adequate notice thereof and is hereby directed to raze the same or otherwise abate the said nuisance within (30) days after the posting of a true copy of this Resolution at a conspicuous place upon the structure constituting the nuisance described herein, to-wit:

The **LOT 16 BLOCK D HIGHLAND ADD** within the City of Osceola, Arkansas.

(Also shown on tax records as tax parcel number 301-01434-000 and more commonly known as 214 ALFALFA, Osceola, Arkansas)

A copy of the Resolution shall also be mailed to **214 ALFALFA OSCEOLA.**

SECTION 3: If the aforementioned structures have not been razed and/ or removed within (30) days after posting a true copy of this Resolution at a conspicuous place upon the structure constituting the nuisance otherwise abated, the structures shall be torn down and/or removed by the Code Enforcement Officer or his duly designated representative or agent.

SECTION 4: That the provisions of this Resolution are hereby declared to be severable and if any section, phrase or provision shall be declared or held invalid, such invalidity shall not affect the remainder if the sections, phrases or provisions.

SECTION 5: That this Resolution shall be in full force and effect from and after its passage and approval.

PASSED AND APPROVED this 17th day of APRIL 2023.

CITY OF OSCEOLA, ARKANSAS

By: _____

Mayor Joe Harris Jr.

ATTEST: _____

City Clerk

RESOLUTION NO. 2023-
CITY OF OSCEOLA, ARKANSAS

**A RESOLUTION DECLARING CERTAIN BUILDINGS, HOUSES AND OTHER
STRUCTURES LOCATED AT 109 SHORT QUINN IN THE CITY OF OSCEOLA TO
CONSTITUTE A PUBLIC NUISANCE AND CONDEMNING SAID STRUCTURES;
AND FOR OTHER PURPOSES.**

WHEREAS, the buildings and structures whose location is set forth herein are vacant and have become run down, dilapidated, unsightly, dangerous, obnoxious, unsafe, and not fit for human habitation and detrimental to the public welfare of Osceola citizens and residents; and

WHEREAS, the condition of such property constitutes a serious fire and health hazard to the City of Osceola, and unless immediate actions are taken to remedy this situation by removing, razing, and abating said nuisance, there is a great likelihood that the surrounding property may be destroyed by fire originating from such unsafe and hazardous structures, and also that since the structures are without proper sanitary facilities and as such are unsafe and hazardous and a breeding place for rats, rodents, and other dangerous germ carriers of diseases, such buildings constitute a serious hazard to the health and safety of the citizens of Osceola, and they should be removed or razed for the purpose of eliminating such hazards.

**NOW, THEREFORE BE IT RESOLVED BY THE CITY COUNCIL OF THE
CITY OF OSCEOLA, ARKANSAS:**

SECTION 1: That the City Council hereby declares the buildings, houses, and other structures located at the property identified in Section 2 below to be vacant and run down, dilapidated, unsafe, unsightly, dangerous, obnoxious, unsanitary, a fire hazard, a menace to abutting properties, with the current condition of said structures not being fit for human habitation; and because of such conditions, the City Council declares the same to be condemned as a public nuisance and is ordered abated, removed or razed by the owner thereof.

SECTION 2: That the owner of record of the following described property has been given adequate notice thereof and is hereby directed to raze the same or otherwise abate the said nuisance within (30) days after the posting of a true copy of this Resolution at a conspicuous place upon the structure constituting the nuisance described herein, to-wit:

The **LT 18 BLK 1 TOWNSITE ADD 109 SHORT QUINN** within the City of Osceola, Arkansas.

*(Also shown on tax records as tax parcel number 301-02651-000 and more commonly known as **109 SHORT QUINN, Osceola, Arkansas**)*

A copy of the Resolution shall also be mailed to **102 N. QUINN, OSCEOLA.**

SECTION 3: If the aforementioned structures have not been razed and/ or removed within (30) days after posting a true copy of this Resolution at a conspicuous place upon the structure constituting the nuisance otherwise abated, the structures shall be torn down and/or removed by the Code Enforcement Officer or his duly designated representative or agent.

SECTION 4: That the provisions of this Resolution are hereby declared to be severable and if any section, phrase or provision shall be declared or held invalid, such invalidity shall not affect the remainder if the sections, phrases or provisions.

SECTION 5: That this Resolution shall be in full force and effect from and after its passage and approval.

PASSED AND APPROVED this 17th day of APRIL 2023.

CITY OF OSCEOLA, ARKANSAS

By: _____

Mayor Joe Harris Jr.

ATTEST: _____

City Clerk

RESOLUTION NO. 2023-
CITY OF OSCEOLA, ARKANSAS

**A RESOLUTION DECLARING CERTAIN BUILDINGS, HOUSES AND OTHER
STRUCTURES LOCATED AT 211 MYRON KELLY DR. IN THE CITY OF OSCEOLA
TO CONSTITUTE A PUBLIC NUISANCE AND CONDEMNING SAID STRUCTURES;
AND FOR OTHER PURPOSES.**

WHEREAS, the buildings and structures whose location is set forth herein are vacant and have become run down, dilapidated, unsightly, dangerous, obnoxious, unsafe, and not fit for human habitation and detrimental to the public welfare of Osceola citizens and residents; and

WHEREAS, the condition of such property constitutes a serious fire and health hazard to the City of Osceola, and unless immediate actions are taken to remedy this situation by removing, razing, and abating said nuisance, there is a great likelihood that the surrounding property may be destroyed by fire originating from such unsafe and hazardous structures, and also that since the structures are without proper sanitary facilities and as such are unsafe and hazardous and a breeding place for rats, rodents, and other dangerous germ carriers of diseases, such buildings constitute a serious hazard to the health and safety of the citizens of Osceola, and they should be removed or razed for the purpose of eliminating such hazards.

**NOW, THEREFORE BE IT RESOLVED BY THE CITY COUNCIL OF THE
CITY OF OSCEOLA, ARKANSAS:**

SECTION 1: That the City Council hereby declares the buildings, houses, and other structures located at the property identified in Section 2 below to be vacant and run down, dilapidated, unsafe, unsightly, dangerous, obnoxious, unsanitary, a fire hazard, a menace to abutting properties, with the current condition of said structures not being fit for human habitation; and because of such conditions, the City Council declares the same to be condemned as a public nuisance and is ordered abated, removed or razed by the owner thereof.

SECTION 2: That the owner of record of the following described property has been given adequate notice thereof and is hereby directed to raze the same or otherwise abate the said nuisance within (30) days after the posting of a true copy of this Resolution at a conspicuous place upon the structure constituting the nuisance described herein, to-wit:

The **LOT 33 BLOCK 2 WJ DRIVER ADD** within the City of Osceola, Arkansas.

(Also shown on tax records as tax parcel number 301-01002-000 and more commonly known as 211 MYRON KELLY DR., Osceola, Arkansas)

A copy of the Resolution shall also be mailed to **607 W. QUINN AVE OSCEOLA.**

SECTION 3: If the aforementioned structures have not been razed and/ or removed within (30) days after posting a true copy of this Resolution at a conspicuous place upon the structure constituting the nuisance otherwise abated, the structures shall be torn down and/or removed by the Code Enforcement Officer or his duly designated representative or agent.

SECTION 4: That the provisions of this Resolution are hereby declared to be severable and if any section, phrase or provision shall be declared or held invalid, such invalidity shall not affect the remainder if the sections, phrases or provisions.

SECTION 5: That this Resolution shall be in full force and effect from and after its passage and approval.

PASSED AND APPROVED this 17th day of APRIL 2023.

CITY OF OSCEOLA, ARKANSAS

By: _____

Mayor Joe Harris Jr.

ATTEST: _____

City Clerk

RESOLUTION NO. 2023-
CITY OF OSCEOLA, ARKANSAS

**A RESOLUTION DECLARING CERTAIN BUILDINGS, HOUSES AND OTHER
STRUCTURES LOCATED AT 216 MYRON KELLY DR IN THE CITY OF OSCEOLA
TO CONSTITUTE A PUBLIC NUISANCE AND CONDEMNING SAID STRUCTURES;
AND FOR OTHER PURPOSES.**

WHEREAS, the buildings and structures whose location is set forth herein are vacant and have become run down, dilapidated, unsightly, dangerous, obnoxious, unsafe, and not fit for human habitation and detrimental to the public welfare of Osceola citizens and residents; and

WHEREAS, the condition of such property constitutes a serious fire and health hazard to the City of Osceola, and unless immediate actions are taken to remedy this situation by removing, razing, and abating said nuisance, there is a great likelihood that the surrounding property may be destroyed by fire originating from such unsafe and hazardous structures, and also that since the structures are without proper sanitary facilities and as such are unsafe and hazardous and a breeding place for rats, rodents, and other dangerous germ carriers of diseases, such buildings constitute a serious hazard to the health and safety of the citizens of Osceola, and they should be removed or razed for the purpose of eliminating such hazards.

**NOW, THEREFORE BE IT RESOLVED BY THE CITY COUNCIL OF THE
CITY OF OSCEOLA, ARKANSAS:**

SECTION 1: That the City Council hereby declares the buildings, houses, and other structures located at the property identified in Section 2 below to be vacant and run down, dilapidated, unsafe, unsightly, dangerous, obnoxious, unsanitary, a fire hazard, a menace to abutting properties, with the current condition of said structures not being fit for human habitation; and because of such conditions, the City Council declares the same to be condemned as a public nuisance and is ordered abated, removed or razed by the owner thereof.

SECTION 2: That the owner of record of the following described property has been given adequate notice thereof and is hereby directed to raze the same or otherwise abate the said nuisance within (30) days after the posting of a true copy of this Resolution at a conspicuous place upon the structure constituting the nuisance described herein, to-wit:

The **LOT 15 BLOCK 3 WJ DRIVER ADD** within the City of Osceola, Arkansas.

(Also shown on tax records as tax parcel number 301-01033-000 and more commonly known as 216 MYRON KELLY DR, Osceola, Arkansas)

A copy of the Resolution shall also be mailed to **702 W. WASHINGTON, OSCEOLA.**

SECTION 3: If the aforementioned structures have not been razed and/ or removed within (30) days after posting a true copy of this Resolution at a conspicuous place upon the structure constituting the nuisance otherwise abated, the structures shall be torn down and/or removed by the Code Enforcement Officer or his duly designated representative or agent.

SECTION 4: That the provisions of this Resolution are hereby declared to be severable and if any section, phrase or provision shall be declared or held invalid, such invalidity shall not affect the remainder if the sections, phrases or provisions.

SECTION 5: That this Resolution shall be in full force and effect from and after its passage and approval.

PASSED AND APPROVED this 17th day of APRIL 2023.

CITY OF OSCEOLA, ARKANSAS

By: _____

Mayor Joe Harris Jr.

ATTEST: _____

City Clerk

RESOLUTION NO. 2023-
CITY OF OSCEOLA, ARKANSAS

**A RESOLUTION DECLARING CERTAIN BUILDINGS, HOUSES AND OTHER
STRUCTURES LOCATED AT 532 W. JOHNSON IN THE CITY OF OSCEOLA TO
CONSTITUTE A PUBLIC NUISANCE AND CONDEMNING SAID STRUCTURES;
AND FOR OTHER PURPOSES.**

WHEREAS, the buildings and structures whose location is set forth herein are vacant and have become run down, dilapidated, unsightly, dangerous, obnoxious, unsafe, and not fit for human habitation and detrimental to the public welfare of Osceola citizens and residents; and

WHEREAS, the condition of such property constitutes a serious fire and health hazard to the City of Osceola, and unless immediate actions are taken to remedy this situation by removing, razing, and abating said nuisance, there is a great likelihood that the surrounding property may be destroyed by fire originating from such unsafe and hazardous structures, and also that since the structures are without proper sanitary facilities and as such are unsafe and hazardous and a breeding place for rats, rodents, and other dangerous germ carriers of diseases, such buildings constitute a serious hazard to the health and safety of the citizens of Osceola, and they should be removed or razed for the purpose of eliminating such hazards.

**NOW, THEREFORE BE IT RESOLVED BY THE CITY COUNCIL OF THE
CITY OF OSCEOLA, ARKANSAS:**

SECTION 1: That the City Council hereby declares the buildings, houses, and other structures located at the property identified in Section 2 below to be vacant and run down, dilapidated, unsafe, unsightly, dangerous, obnoxious, unsanitary, a fire hazard, a menace to abutting properties, with the current condition of said structures not being fit for human habitation; and because of such conditions, the City Council declares the same to be condemned as a public nuisance and is ordered abated, removed or razed by the owner thereof.

SECTION 2: That the owner of record of the following described property has been given adequate notice thereof and is hereby directed to raze the same or otherwise abate the said nuisance within (30) days after the posting of a true copy of this Resolution at a conspicuous place upon the structure constituting the nuisance described herein, to-wit:

The **W 1/2 LT 9 & ALL LT 10 BLK A SACILLA DRIVER ADD** within the City of Osceola, Arkansas.

(Also shown on tax records as tax parcel number 301-00927-000 and more commonly known as 532 W. JOHNSON, Osceola, Arkansas)

A copy of the Resolution shall also be mailed to **532 W. JOHNSON, OSCEOLA.**

SECTION 3: If the aforementioned structures have not been razed and/ or removed within (30) days after posting a true copy of this Resolution at a conspicuous place upon the structure constituting the nuisance otherwise abated, the structures shall be torn down and/or removed by the Code Enforcement Officer or his duly designated representative or agent.

SECTION 4: That the provisions of this Resolution are hereby declared to be severable and if any section, phrase or provision shall be declared or held invalid, such invalidity shall not affect the remainder if the sections, phrases or provisions.

SECTION 5: That this Resolution shall be in full force and effect from and after its passage and approval.

PASSED AND APPROVED this 17th day of APRIL 2023.

CITY OF OSCEOLA, ARKANSAS

By: _____

Mayor Joe Harris Jr.

ATTEST: _____

City Clerk

RESOLUTION NO. 2023-
CITY OF OSCEOLA, ARKANSAS

**A RESOLUTION DECLARING CERTAIN BUILDINGS, HOUSES AND OTHER
STRUCTURES LOCATED AT 225 N. QUINN IN THE CITY OF OSCEOLA TO
CONSTITUTE A PUBLIC NUISANCE AND CONDEMNING SAID STRUCTURES;
AND FOR OTHER PURPOSES.**

WHEREAS, the buildings and structures whose location is set forth herein are vacant and have become run down, dilapidated, unsightly, dangerous, obnoxious, unsafe, and not fit for human habitation and detrimental to the public welfare of Osceola citizens and residents; and

WHEREAS, the condition of such property constitutes a serious fire and health hazard to the City of Osceola, and unless immediate actions are taken to remedy this situation by removing, razing, and abating said nuisance, there is a great likelihood that the surrounding property may be destroyed by fire originating from such unsafe and hazardous structures, and also that since the structures are without proper sanitary facilities and as such are unsafe and hazardous and a breeding place for rats, rodents, and other dangerous germ carriers of diseases, such buildings constitute a serious hazard to the health and safety of the citizens of Osceola, and they should be removed or razed for the purpose of eliminating such hazards.

**NOW, THEREFORE BE IT RESOLVED BY THE CITY COUNCIL OF THE
CITY OF OSCEOLA, ARKANSAS:**

SECTION 1: That the City Council hereby declares the buildings, houses, and other structures located at the property identified in Section 2 below to be vacant and run down, dilapidated, unsafe, unsightly, dangerous, obnoxious, unsanitary, a fire hazard, a menace to abutting properties, with the current condition of said structures not being fit for human habitation; and because of such conditions, the City Council declares the same to be condemned as a public nuisance and is ordered abated, removed or razed by the owner thereof.

SECTION 2: That the owner of record of the following described property has been given adequate notice thereof and is hereby directed to raze the same or otherwise abate the said nuisance within (30) days after the posting of a true copy of this Resolution at a conspicuous place upon the structure constituting the nuisance described herein, to-wit:

The **LT 13 BLK 1 TOWNSITE ADD 225 N QUINN** within the City of Osceola, Arkansas.

(Also shown on tax records as tax parcel number 301-02646-000 and more commonly known as 225 N. QUINN, Osceola, Arkansas)

A copy of the Resolution shall also be mailed to **117 W. ALICIA, OSCEOLA.**

SECTION 3: If the aforementioned structures have not been razed and/ or removed within (30) days after posting a true copy of this Resolution at a conspicuous place upon the structure constituting the nuisance otherwise abated, the structures shall be torn down and/or removed by the Code Enforcement Officer or his duly designated representative or agent.

SECTION 4: That the provisions of this Resolution are hereby declared to be severable and if any section, phrase or provision shall be declared or held invalid, such invalidity shall not affect the remainder if the sections, phrases or provisions.

SECTION 5: That this Resolution shall be in full force and effect from and after its passage and approval.

PASSED AND APPROVED this 17th day of APRIL 2023.

CITY OF OSCEOLA, ARKANSAS

By: _____

Mayor Joe Harris Jr.

ATTEST: _____

City Clerk

RESOLUTION NO. 2023-
CITY OF OSCEOLA, ARKANSAS

**A RESOLUTION DECLARING CERTAIN BUILDINGS, HOUSES AND OTHER
STRUCTURES LOCATED AT 201 W. UNION IN THE CITY OF OSCEOLA TO
CONSTITUTE A PUBLIC NUISANCE AND CONDEMNING SAID STRUCTURES;
AND FOR OTHER PURPOSES.**

WHEREAS, the buildings and structures whose location is set forth herein are vacant and have be come run down, dilapidated, unsightly, dangerous, obnoxious, unsafe, and not fit for human habitation and detrimental to the public welfare of Osceola citizens and residents; and

WHEREAS, the condition of such property constitutes a serious fire and health hazard to the City of Osceola, and unless immediate actions are taken to remedy this situation by removing, razing, and abating said nuisance, there is a great likelihood that the surrounding property may be destroyed by fire originating from such unsafe and hazardous structures, and also that since the structures are without proper sanitary facilities and as such are unsafe and hazardous and a breeding place for rats, rodents, and other dangerous germ carriers of diseases, such buildings constitute a serious hazard to the health and safety of the citizens of Osceola, and they should be removed or razed for the purpose of eliminating such hazards.

**NOW, THEREFORE BE IT RESOLVED BY THE CITY COUNCIL OF THE
CITY OF OSCEOLA, ARKANSAS:**

SECTION 1: That the City Council hereby declares the buildings, houses, and other structures located at the property identified in Section 2 below to be vacant and run down, dilapidated, unsafe, unsightly, dangerous, obnoxious, unsanitary, a fire hazard, a menace to abutting properties, with the current condition of said structures not being fit for human habitation; and because of such conditions, the City Council declares the same to be condemned as a public nuisance and is ordered abated, removed or razed by the owner thereof.

SECTION 2: That the owner of record of the following described property has been given adequate notice thereof and is hereby directed to raze the same or otherwise abate the said nuisance within (30) days after the posting of a true copy of this Resolution at a conspicuous place upon the structure constituting the nuisance described herein, to-wit:

The **LOT 43 SE 1/4 OF 36-13-10 201 W. UNION** within the City of Osceola, Arkansas.

(Also shown on tax records as tax parcel number 301-00351-000 and more commonly known as 201 W. UNION, Osceola, Arkansas)

A copy of the Resolution shall also be mailed to **751 E DORCHESTER DR., SAINT JOHNS, FL 32259.**

SECTION 3: If the aforementioned structures have not been razed and/ or removed within (30) days after posting a true copy of this Resolution at a conspicuous place upon the structure constituting the nuisance otherwise abated, the structures shall be torn down and/or removed by the Code Enforcement Officer or his duly designated representative or agent.

SECTION 4: That the provisions of this Resolution are hereby declared to be severable and if any section, phrase or provision shall be declared or held invalid, such invalidity shall not affect the remainder if the sections, phrases or provisions.

SECTION 5: That this Resolution shall be in full force and effect from and after its passage and approval.

PASSED AND APPROVED this 17th day of APRIL 2023.

CITY OF OSCEOLA, ARKANSAS

By: _____

Mayor Joe Harris Jr.

ATTEST: _____

City Clerk

RESOLUTION NO. 2023-
CITY OF OSCEOLA, ARKANSAS

**A RESOLUTION DECLARING CERTAIN BUILDINGS, HOUSES AND OTHER
STRUCTURES LOCATED AT 601 S. POPLAR IN THE CITY OF OSCEOLA TO
CONSTITUTE A PUBLIC NUISANCE AND CONDEMNING SAID STRUCTURES;
AND FOR OTHER PURPOSES.**

WHEREAS, the buildings and structures whose location is set forth herein are vacant and have become run down, dilapidated, unsightly, dangerous, obnoxious, unsafe, and not fit for human habitation and detrimental to the public welfare of Osceola citizens and residents; and

WHEREAS, the condition of such property constitutes a serious fire and health hazard to the City of Osceola, and unless immediate actions are taken to remedy this situation by removing, razing, and abating said nuisance, there is a great likelihood that the surrounding property may be destroyed by fire originating from such unsafe and hazardous structures, and also that since the structures are without proper sanitary facilities and as such are unsafe and hazardous and a breeding place for rats, rodents, and other dangerous germ carriers of diseases, such buildings constitute a serious hazard to the health and safety of the citizens of Osceola, and they should be removed or razed for the purpose of eliminating such hazards.

**NOW, THEREFORE BE IT RESOLVED BY THE CITY COUNCIL OF THE
CITY OF OSCEOLA, ARKANSAS:**

SECTION 1: That the City Council hereby declares the buildings, houses, and other structures located at the property identified in Section 2 below to be vacant and run down, dilapidated, unsafe, unsightly, dangerous, obnoxious, unsanitary, a fire hazard, a menace to abutting properties, with the current condition of said structures not being fit for human habitation; and because of such conditions, the City Council declares the same to be condemned as a public nuisance and is ordered abated, removed or razed by the owner thereof.

SECTION 2: That the owner of record of the following described property has been given adequate notice thereof and is hereby directed to raze the same or otherwise abate the said nuisance within (30) days after the posting of a true copy of this Resolution at a conspicuous place upon the structure constituting the nuisance described herein, to-wit:

The **LOT 41 SE1/4 OF 36-13-10 601 S. POPLAR** within the City of Osceola, Arkansas.

(Also shown on tax records as tax parcel number 301-00349-000 and more commonly known as 601 S. POPLAR, Osceola, Arkansas)

A copy of the Resolution shall also be mailed to **751 E DORCHESTER DR., SAINT JOHNS, FL 32259.**

SECTION 3: If the aforementioned structures have not been razed and/ or removed within (30) days after posting a true copy of this Resolution at a conspicuous place upon the structure constituting the nuisance otherwise abated, the structures shall be torn down and/or removed by the Code Enforcement Officer or his duly designated representative or agent.

SECTION 4: That the provisions of this Resolution are hereby declared to be severable and if any section, phrase or provision shall be declared or held invalid, such invalidity shall not affect the remainder if the sections, phrases or provisions.

SECTION 5: That this Resolution shall be in full force and effect from and after its passage and approval.

PASSED AND APPROVED this 17th day of APRIL 2023.

CITY OF OSCEOLA, ARKANSAS

By: _____

Mayor Joe Harris Jr.

ATTEST: _____

City Clerk

RESOLUTION NO. 2023-
CITY OF OSCEOLA, ARKANSAS

**A RESOLUTION DECLARING CERTAIN BUILDINGS, HOUSES AND OTHER
STRUCTURES LOCATED AT 215 E. KEISER IN THE CITY OF OSCEOLA TO
CONSTITUTE A PUBLIC NUISANCE AND CONDEMNING SAID STRUCTURES;
AND FOR OTHER PURPOSES.**

WHEREAS, the buildings and structures whose location is set forth herein are vacant and have become run down, dilapidated, unsightly, dangerous, obnoxious, unsafe, and not fit for human habitation and detrimental to the public welfare of Osceola citizens and residents; and

WHEREAS, the condition of such property constitutes a serious fire and health hazard to the City of Osceola, and unless immediate actions are taken to remedy this situation by removing, razing, and abating said nuisance, there is a great likelihood that the surrounding property may be destroyed by fire originating from such unsafe and hazardous structures, and also that since the structures are without proper sanitary facilities and as such are unsafe and hazardous and a breeding place for rats, rodents, and other dangerous germ carriers of diseases, such buildings constitute a serious hazard to the health and safety of the citizens of Osceola, and they should be removed or razed for the purpose of eliminating such hazards.

**NOW, THEREFORE BE IT RESOLVED BY THE CITY COUNCIL OF THE
CITY OF OSCEOLA, ARKANSAS:**

SECTION 1: That the City Council hereby declares the buildings, houses, and other structures located at the property identified in Section 2 below to be vacant and run down, dilapidated, unsafe, unsightly, dangerous, obnoxious, unsanitary, a fire hazard, a menace to abutting properties, with the current condition of said structures not being fit for human habitation; and because of such conditions, the City Council declares the same to be condemned as a public nuisance and is ordered abated, removed or razed by the owner thereof.

SECTION 2: That the owner of record of the following described property has been given adequate notice thereof and is hereby directed to raze the same or otherwise abate the said nuisance within (30) days after the posting of a true copy of this Resolution at a conspicuous place upon the structure constituting the nuisance described herein, to-wit:

The **E 1/2 LT 2 BLK C KEISER ADD 215 E KEISER 215 E KEISER** within the City of Osceola, Arkansas.

(Also shown on tax records as tax parcel number 301-01863-000 and more commonly known as 215 E. KEISER, Osceola, Arkansas)

A copy of the Resolution shall also be mailed to **751 E DORCHESTER DR., SAINT JOHNS, FL 32259.**

SECTION 3: If the aforementioned structures have not been razed and/ or removed within (30) days after posting a true copy of this Resolution at a conspicuous place upon the structure constituting the nuisance otherwise abated, the structures shall be torn down and/or removed by the Code Enforcement Officer or his duly designated representative or agent.

SECTION 4: That the provisions of this Resolution are hereby declared to be severable and if any section, phrase or provision shall be declared or held invalid, such invalidity shall not affect the remainder if the sections, phrases or provisions.

SECTION 5: That this Resolution shall be in full force and effect from and after its passage and approval.

PASSED AND APPROVED this 17th day of APRIL 2023.

CITY OF OSCEOLA, ARKANSAS

By: _____

Mayor Joe Harris Jr.

ATTEST: _____

City Clerk

RESOLUTION NO. 2023-
CITY OF OSCEOLA, ARKANSAS

**A RESOLUTION DECLARING CERTAIN BUILDINGS, HOUSES AND OTHER
STRUCTURES LOCATED AT 335 ELIZABETH IN THE CITY OF OSCEOLA TO
CONSTITUTE A PUBLIC NUISANCE AND CONDEMNING SAID STRUCTURES;
AND FOR OTHER PURPOSES.**

WHEREAS, the buildings and structures whose location is set forth herein are vacant and have become run down, dilapidated, unsightly, dangerous, obnoxious, unsafe, and not fit for human habitation and detrimental to the public welfare of Osceola citizens and residents; and

WHEREAS, the condition of such property constitutes a serious fire and health hazard to the City of Osceola, and unless immediate actions are taken to remedy this situation by removing, razing, and abating said nuisance, there is a great likelihood that the surrounding property may be destroyed by fire originating from such unsafe and hazardous structures, and also that since the structures are without proper sanitary facilities and as such are unsafe and hazardous and a breeding place for rats, rodents, and other dangerous germ carriers of diseases, such buildings constitute a serious hazard to the health and safety of the citizens of Osceola, and they should be removed or razed for the purpose of eliminating such hazards.

**NOW, THEREFORE BE IT RESOLVED BY THE CITY COUNCIL OF THE
CITY OF OSCEOLA, ARKANSAS:**

SECTION 1: That the City Council hereby declares the buildings, houses, and other structures located at the property identified in Section 2 below to be vacant and run down, dilapidated, unsafe, unsightly, dangerous, obnoxious, unsanitary, a fire hazard, a menace to abutting properties, with the current condition of said structures not being fit for human habitation; and because of such conditions, the City Council declares the same to be condemned as a public nuisance and is ordered abated, removed or razed by the owner thereof.

SECTION 2: That the owner of record of the following described property has been given adequate notice thereof and is hereby directed to raze the same or otherwise abate the said nuisance within (30) days after the posting of a true copy of this Resolution at a conspicuous place upon the structure constituting the nuisance described herein, to-wit:

The **E 75' LOT 9 BLOCK G KEISER ADD** within the City of Osceola, Arkansas.

(Also shown on tax records as tax parcel number 301-01893-000 and more commonly known as 335 ELIZABETH, Osceola, Arkansas)

A copy of the Resolution shall also be mailed to **320 ELIZABETH AVE, OSCEOLA.**

SECTION 3: If the aforementioned structures have not been razed and/ or removed within (30) days after posting a true copy of this Resolution at a conspicuous place upon the structure constituting the nuisance otherwise abated, the structures shall be torn down and/or removed by the Code Enforcement Officer or his duly designated representative or agent.

SECTION 4: That the provisions of this Resolution are hereby declared to be severable and if any section, phrase or provision shall be declared or held invalid, such invalidity shall not affect the remainder if the sections, phrases or provisions.

SECTION 5: That this Resolution shall be in full force and effect from and after its passage and approval.

PASSED AND APPROVED this 17th day of APRIL 2023.

CITY OF OSCEOLA, ARKANSAS

By: _____

Mayor Joe Harris Jr.

ATTEST: _____

City Clerk

7020 1810 0001 1070 9748

U.S. Postal Service™ CERTIFIED MAIL® RECEIPT Domestic Mail Only	
For delivery information, visit our website at www.usps.com ®.	
Osceola, AR 72370	
Certified Mail Fee \$4.35	0770 11
Extra Services & Fees (check box, add fee as appropriate)	
<input type="checkbox"/> Return Receipt (hardcopy) \$3.55	
<input type="checkbox"/> Return Receipt (electronic) \$0.00	
<input type="checkbox"/> Certified Mail Restricted Delivery \$0.00	
<input type="checkbox"/> Adult Signature Required \$0.00	
<input type="checkbox"/> Adult Signature Restricted Delivery \$0.00	
Postage \$0.90	Postmark Here
Total Postage and Fees \$8.80	08/15/2023
Sent To <u>Jaqueline Darkins</u>	
Street and Apt. No., or PO Box No. <u>419 E. Keiser</u>	
City, State, ZIP+4® <u>Osceola, AR 72370</u>	
PS Form 3800, April 2015 PSN 7530-02-000-9047 See Reverse for Instructions	

7020 1810 0001 1070 9816

U.S. Postal Service™ CERTIFIED MAIL® RECEIPT Domestic Mail Only	
For delivery information, visit our website at www.usps.com ®.	
Osceola, AR 72370	
Certified Mail Fee \$4.35	0770 11
Extra Services & Fees (check box, add fee as appropriate)	
<input type="checkbox"/> Return Receipt (hardcopy) \$3.55	
<input type="checkbox"/> Return Receipt (electronic) \$0.00	
<input type="checkbox"/> Certified Mail Restricted Delivery \$0.00	
<input type="checkbox"/> Adult Signature Required \$0.00	
<input type="checkbox"/> Adult Signature Restricted Delivery \$0.00	
Postage \$0.90	Postmark Here
Total Postage and Fees \$8.80	08/15/2023
Sent To <u>John Stephens</u>	
Street and Apt. No., or PO Box No. <u>115 E. Quinn</u>	
City, State, ZIP+4® <u>Osceola, AR 72370</u>	
PS Form 3800, April 2015 PSN 7530-02-000-9047 See Reverse for Instructions	

7020 1810 0001 1070 9755

U.S. Postal Service™ CERTIFIED MAIL® RECEIPT Domestic Mail Only	
For delivery information, visit our website at www.usps.com ®.	
Blytheville, AR 72315	
Certified Mail Fee \$4.35	0770 11
Extra Services & Fees (check box, add fee as appropriate)	
<input type="checkbox"/> Return Receipt (hardcopy) \$3.55	
<input type="checkbox"/> Return Receipt (electronic) \$0.00	
<input type="checkbox"/> Certified Mail Restricted Delivery \$0.00	
<input type="checkbox"/> Adult Signature Required \$0.00	
<input type="checkbox"/> Adult Signature Restricted Delivery \$0.00	
Postage \$0.90	Postmark Here
Total Postage and Fees \$8.80	08/15/2023
Sent To <u>Mildred English</u>	
Street and Apt. No., or PO Box No. <u>1417 S. Elm</u>	
City, State, ZIP+4® <u>Blytheville, AR 72315</u>	
PS Form 3800, April 2015 PSN 7530-02-000-9047 See Reverse for Instructions	

7022 0410 0000 8932 0727

U.S. Postal Service™ CERTIFIED MAIL® RECEIPT Domestic Mail Only	
For delivery information, visit our website at www.usps.com ®.	
Osceola, AR 72370	
Certified Mail Fee \$4.35	0770 01
Extra Services & Fees (check box, add fee as appropriate)	
<input type="checkbox"/> Return Receipt (hardcopy) \$3.55	
<input type="checkbox"/> Return Receipt (electronic) \$0.00	
<input type="checkbox"/> Certified Mail Restricted Delivery \$0.00	
<input type="checkbox"/> Adult Signature Required \$0.00	
<input type="checkbox"/> Adult Signature Restricted Delivery \$0.00	
Postage \$0.90	Postmark Here
Total Postage and Fees \$8.80	08/18/2023
Sent To <u>Mildred English</u>	
Street and Apt. No., or PO Box No. <u>214 Alfalfa</u>	
City, State, ZIP+4® <u>Osceola, AR 72370</u>	
PS Form 3800, April 2015 PSN 7530-02-000-9047 See Reverse for Instructions	

7020 1810 0001 1070 9779

U.S. Postal Service™ CERTIFIED MAIL® RECEIPT Domestic Mail Only	
For delivery information, visit our website at www.usps.com ®.	
Osceola, AR 72370	
Certified Mail Fee \$4.35	0770 11
Extra Services & Fees (check box, add fee as appropriate)	
<input type="checkbox"/> Return Receipt (hardcopy) \$3.55	
<input type="checkbox"/> Return Receipt (electronic) \$0.00	
<input type="checkbox"/> Certified Mail Restricted Delivery \$0.00	
<input type="checkbox"/> Adult Signature Required \$0.00	
<input type="checkbox"/> Adult Signature Restricted Delivery \$0.00	
Postage \$0.90	Postmark Here
Total Postage and Fees \$8.80	08/15/2023
Sent To <u>James Speed</u>	
Street and Apt. No., or PO Box No. <u>607 W. Quinn</u>	
City, State, ZIP+4® <u>Osceola, AR 72370</u>	
PS Form 3800, April 2015 PSN 7530-02-000-9047 See Reverse for Instructions	

7020 1810 0001 1070 9762

U.S. Postal Service™ CERTIFIED MAIL® RECEIPT Domestic Mail Only	
For delivery information, visit our website at www.usps.com ®.	
Osceola, AR 72370	
Certified Mail Fee \$4.35	0770 11
Extra Services & Fees (check box, add fee as appropriate)	
<input type="checkbox"/> Return Receipt (hardcopy) \$3.55	
<input type="checkbox"/> Return Receipt (electronic) \$0.00	
<input type="checkbox"/> Certified Mail Restricted Delivery \$0.00	
<input type="checkbox"/> Adult Signature Required \$0.00	
<input type="checkbox"/> Adult Signature Restricted Delivery \$0.00	
Postage \$0.90	Postmark Here
Total Postage and Fees \$8.80	08/15/2023
Sent To <u>Tyrone McNeal</u>	
Street and Apt. No., or PO Box No. <u>924 N. Garden Dr.</u>	
City, State, ZIP+4® <u>Osceola, AR 72370</u>	
PS Form 3800, April 2015 PSN 7530-02-000-9047 See Reverse for Instructions	

7020 1810 0001 1070 9793

U.S. Postal Service CERTIFIED MAIL® RECEIPT Domestic Mail Only	
For delivery information, visit our website at www.usps.com ®.	
Osceola, AR 72370	
Certified Mail Fee \$4.35	0770
\$3.55	11
Extra Services & Fees (check box, add fee as appropriate)	
<input type="checkbox"/> Return Receipt (hardcopy) \$0.00	
<input type="checkbox"/> Return Receipt (electronic) \$0.00	
<input type="checkbox"/> Certified Mail Restricted Delivery \$0.00	
<input type="checkbox"/> Adult Signature Required \$0.00	
<input type="checkbox"/> Adult Signature Restricted Delivery \$0.00	
Postage \$0.90	Postmark Here
Total Postage and Fees \$8.80	08/15/2023
Sent To Luke 21 4 B Ministry	
Street and Apt. No., or PO Box No.	
2009 Cypress	
City, State, ZIP+4® Osceola, AR 72370	
PS Form 3800, April 2015 PSN 7530-02-000-9047 See Reverse for Instructions	

7020 1810 0001 1070 9809

U.S. Postal Service CERTIFIED MAIL® RECEIPT Domestic Mail Only	
For delivery information, visit our website at www.usps.com ®.	
Osceola, AR 72370	
Certified Mail Fee \$4.35	0770
\$3.55	11
Extra Services & Fees (check box, add fee as appropriate)	
<input type="checkbox"/> Return Receipt (hardcopy) \$0.00	
<input type="checkbox"/> Return Receipt (electronic) \$0.00	
<input type="checkbox"/> Certified Mail Restricted Delivery \$0.00	
<input type="checkbox"/> Adult Signature Required \$0.00	
<input type="checkbox"/> Adult Signature Restricted Delivery \$0.00	
Postage \$0.90	Postmark Here
Total Postage and Fees \$8.80	08/15/2023
Sent To Williams Deborah Robertson	
Street and Apt. No., or PO Box No.	
117 W. Alicia	
City, State, ZIP+4® Osceola, AR 72370	
PS Form 3800, April 2015 PSN 7530-02-000-9047 See Reverse for Instructions	

7020 1810 0001 1070 9854

U.S. Postal Service CERTIFIED MAIL® RECEIPT Domestic Mail Only	
For delivery information, visit our website at www.usps.com ®.	
Osceola, AR 72370	
Certified Mail Fee \$4.35	0770
\$3.55	01
Extra Services & Fees (check box, add fee as appropriate)	
<input type="checkbox"/> Return Receipt (hardcopy) \$0.00	
<input type="checkbox"/> Return Receipt (electronic) \$0.00	
<input type="checkbox"/> Certified Mail Restricted Delivery \$0.00	
<input type="checkbox"/> Adult Signature Required \$0.00	
<input type="checkbox"/> Adult Signature Restricted Delivery \$0.00	
Postage \$0.90	Postmark Here
Total Postage and Fees \$8.80	08/18/2023
Sent To Murray Ross	
Street and Apt. No., or PO Box No.	
320 Elizabeth	
City, State, ZIP+4® Osceola, AR 72370	
PS Form 3800, April 2015 PSN 7530-02-000-9047 See Reverse for Instructions	

7020 1810 0001 1070 9786

U.S. Postal Service CERTIFIED MAIL® RECEIPT Domestic Mail Only	
For delivery information, visit our website at www.usps.com ®.	
Osceola, AR 72370	
Certified Mail Fee \$4.35	0770
\$3.55	11
Extra Services & Fees (check box, add fee as appropriate)	
<input type="checkbox"/> Return Receipt (hardcopy) \$0.00	
<input type="checkbox"/> Return Receipt (electronic) \$0.00	
<input type="checkbox"/> Certified Mail Restricted Delivery \$0.00	
<input type="checkbox"/> Adult Signature Required \$0.00	
<input type="checkbox"/> Adult Signature Restricted Delivery \$0.00	
Postage \$0.90	Postmark Here
Total Postage and Fees \$8.80	08/15/2023
Sent To Benjamin & Ruth Welch	
Street and Apt. No., or PO Box No.	
702 W. Washington	
City, State, ZIP+4® Osceola, AR 72370	
PS Form 3800, April 2015 PSN 7530-02-000-9047 See Reverse for Instructions	

7022 0410 0000 8932 0710

U.S. Postal Service CERTIFIED MAIL® RECEIPT Domestic Mail Only	
For delivery information, visit our website at www.usps.com ®.	
Osceola, AR 72370	
Certified Mail Fee \$4.35	0770
\$3.55	01
Extra Services & Fees (check box, add fee as appropriate)	
<input type="checkbox"/> Return Receipt (hardcopy) \$0.00	
<input type="checkbox"/> Return Receipt (electronic) \$0.00	
<input type="checkbox"/> Certified Mail Restricted Delivery \$0.00	
<input type="checkbox"/> Adult Signature Required \$0.00	
<input type="checkbox"/> Adult Signature Restricted Delivery \$0.00	
Postage \$0.90	Postmark Here
Total Postage and Fees \$8.80	08/18/2023
Sent To Luke 21 4 B Ministry	
Street and Apt. No., or PO Box No.	
532 W. Johnson	
City, State, ZIP+4® Osceola, AR 72370	
PS Form 3800, April 2015 PSN 7530-02-000-9047 See Reverse for Instructions	

7020 1810 0001 1070 9830

U.S. Postal Service CERTIFIED MAIL® RECEIPT Domestic Mail Only	
For delivery information, visit our website at www.usps.com ®.	
Saint Johns, FL 32259	
Certified Mail Fee \$4.35	0770
\$3.55	01
Extra Services & Fees (check box, add fee as appropriate)	
<input type="checkbox"/> Return Receipt (hardcopy) \$0.00	
<input type="checkbox"/> Return Receipt (electronic) \$0.00	
<input type="checkbox"/> Certified Mail Restricted Delivery \$0.00	
<input type="checkbox"/> Adult Signature Required \$0.00	
<input type="checkbox"/> Adult Signature Restricted Delivery \$0.00	
Postage \$2.31	Postmark Here
Total Postage and Fees \$10.21	08/18/2023
Sent To Barattelli Properties Arkansas, LLC	
Street and Apt. No., or PO Box No.	
751 E. Dorchester Dr.	
City, State, ZIP+4® Saint Johns, FL 32259-6229	
PS Form 3800, April 2015 PSN 7530-02-000-9047 See Reverse for Instructions	

Notice of Violation

City of Osceola

Office of Code Enforcement

303 West Hale Avenue P.O. Box 443

Osceola, AR 72370

Phone (870) 563-5245

Fax (870) 563-5195 or (870) 497-2228



08/14/2023

STEPHENS, JOHN; STEPHENS, GLENN &
115 E QUINN OSCEOLA AR 72370

Subject Property: 115 E QUINN AR, , AR

Dear Property Owner:

YOU ARE HEREBY NOTIFIED TO DO THE FOLLOWING TO CORRECT THE VIOLATION(S) INDICATED BELOW: 08/14/2023

5.12.03 Weeds and Grass, Etc., Removal - Weeds and grass, removal of rubbish, open storage, stagnant water. It shall be unlawful for any person owning and/or occupying any lot or real property within the City of Osceola, Arkansas, to allow weeds to grow thereon to a greater height of more than twelve (12) inches or to become unsightly or unsanitary, or to allow grass, garbage, rubbish, rotting or dead limbs or trees to become unsafe, unsightly and unsanitary or allow any icebox, refrigerator, stove, tires, building material, paper, building rubbish to be openly stored, or allow similar unsafe, unsightly and unsanitary. Ord. No. 2009-867.

Property Maintenance - 5.4.1 It shall be unlawful for the owner, owners or occupant of any lot or other real property within the City of Osceola, Arkansas to maintain or allow any dilapidated or unsightly building or structure on such lot or real property. Ord. No. 1991-650.

Property Maintenance - 5.4.1 It shall be unlawful for the owner, owners or occupant of any lot or other real property within the City of Osceola, Arkansas to maintain or allow any dilapidated or unsightly building or structure on such lot or real property. Ord. No. 1991-650.

Action to be taken:

This letter is to serve as notice that your property is being considered as being placed on the condemned property list. You are hereby notified that you may appeal this decision on September 18, 2023 at the regularly scheduled Osceola City Council Meeting at 5:00 PM CST 303 W. Hale Ave. Failure to appear in person or by representative shall constitute that you have no objections to this matter. Or if you wish to have the property torn down and would like to work with us on removing the property please contact the Code Enforcement office at (870)563-5245.

FAILURE TO CORRECT VIOLATION(S) WILL RESULT IN ISSUANCE OF A COURT SUMMONS TO APPEAR IN DISTRICT COURT. THE MAXIMUM FINE PER COURT SUMMONS IS \$100.00 EACH DAY IS A SEPARATE OFFENSE. THE CLEANUP BEING PERFORMED BY CITY OFFICIALS ON THE PROPERTY WILL RESULT IN PAYMENT AT THE OWNER(S) EXPENSE OF \$100.00 OR TEN PERCENT (10%) OF THE TOTAL COSTS INCURRED BY THE CITY TO REMEDY THE VIOLATION, WHICHEVER IS GREATER, AND AN ADDITION OF THE ACTUAL COST OF THE WORK INVOLVED IN CORRECTING THE CONDITIONS. A LIEN MAY BE FILED AGAINST THE PROPERTY AND AGAINST YOU AS THE OWNER FOR UNPAID FEES.

Thank You,

Office of Code Enforcement

STEPHENS JOHN STEPHENS GLENN &

115 E QUINN
OSCEOLA, AR 72370-2120

9

1/14/19

Basic Information

Parcel Number: 301-01416-000

County Name: Mississippi County

Property Address: STEPHENS JOHN STEPHENS GLENN &
115 E QUINN
OSCEOLA, AR 72370-2120
[Map This Address](#)

Mailing Address: STEPHENS JOHN
115 E QUINN
OSCEOLA AR 72370

Collector's Mailing Address ⓘ: STEPHENS JOHN
115 E QUINN
OSCEOLA, AR 72370

Total Acres: 0.15

Timber Acres: 0.00

Sec-Twp-Rng: 36-13-10

Lot/Block: 3/D

Subdivision: HIGHLAND ADD

Legal Description: LOT 3 BLOCK D HIGHLAND ADD

School District: 1N OSCEOLA

Improvement Districts: D112,ST FRANCIS LEVEE DISTRICT

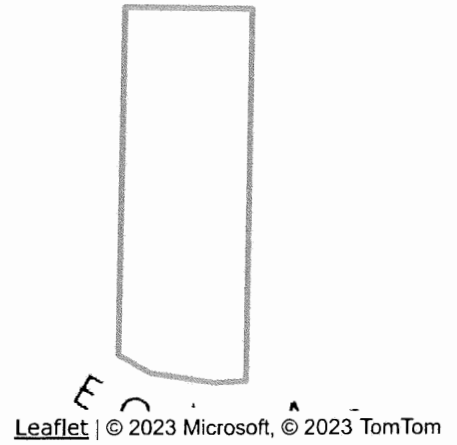
Homestead Parcel?: No

Tax Status: Taxable

Over 65?: No

Parcel Boundary

±
0' = r St



Land Information

Land Type	Quantity	Front Width	Rear Width	Depth 1	Depth 2	Quarter
HOUSELOT	0.15 acres [6,534 sqft]					

Valuation Information

[view prior year information](#)

Entry	Appraised	Assessed
Land: ?	2,000	400
Improvements: ?	0	0
Total Value: ?	2,000	400
Taxable Value: ?		400
Millage:		0.0564
Estimated Taxes: ?		\$22.56
Assessment Year:		2023

Tax Information

Year	Book	Tax Owed	Tax Paid	Balance
<u>2022</u>	Current	\$29.24	\$0.00	\$29.24
<u>2021</u>	Delinquent	\$59.43	-\$59.43	\$0.00
<u>2020</u>	Delinquent	\$59.44	-\$59.44	\$0.00

Receipts

Receipt #	Book	Tax Year	ReceiptDate	Cash Amt	Check Amt	Credit Amt	Total
<u>7004226</u>	Delinquent	2021	1/6/2023	\$75.72	\$0.00	\$0.00	\$75.72
<u>7001989</u>	Delinquent	2020	12/2/2021	\$0.00	\$0.00	\$75.25	\$75.25

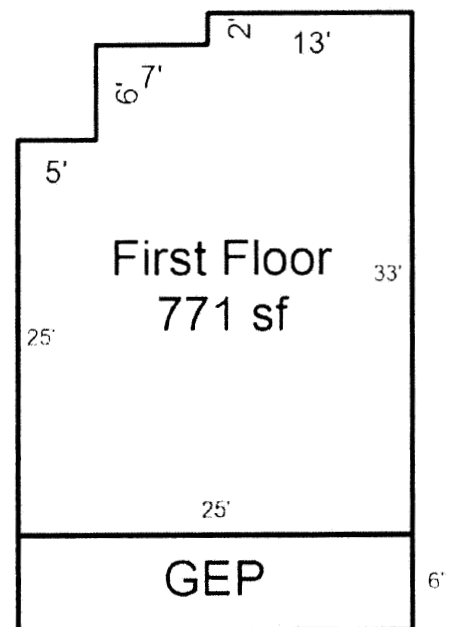
Sales History ⓘ

Filed	Sold	Price	Grantor	Grantee	Book	Page	Deed Type
7/5/2013	7/19/2013	0	STEPHENS, JOHN	STEPHENS, JOHN; STEPHENS, GLENN &	2013	4831	
8/5/2013	5/20/2013	0	ROBINSON, SANDY A	STEPHENS, JOHN	2013	4827	
10/1/1973	10/1/1973	0	PEEKES, ROSE MARIE	ROBINSON, SANDY A	159	285	
1/1/1969	1/1/1969	0		PEEKES, ROSE MARIE	140	216	

Improvement Information

Residential Improvements

Residential Improvement #1



Living Area 1st Floor

771 Basement Unfinished 0

Living Area 2nd Floor

0 Basement Finished w/Partitions 0

Basement Finished w/o Partitions 0

Living Area Total SF

771 Basement Total SF 0

Occupancy Type: Single Family

Grade: D6+10

Story Height: 1 Story

Year Built: 1976

Effective Age: 35

Construction Type: Low Frame

Roof Type: Roll Cover

Heat / AC: None

Fireplace: 0 0

Bathrooms: 1 full 0 half

Foundation Type: Open Piers

Floor Type: Wood Subfloor

Floor Covering: carpet: 93 sq ft

hardwood sheath: 678 sq ft

Additive Items:	Additive Item	Quantity	Size	Description
	GEP	150	6 x 25	GLASS ENCLOSED

Outbuildings / Yard Improvements:	OBYI Item	Quantity	Size	Description
	CLFX5	1		5' CHAIN LINK
	DWG N/V	1		







Notice of Violation

5

City of Osceola

Office of Code Enforcement

303 West Hale Avenue P.O. Box 443

Osceola, AR 72370

Phone (870) 563-5245

Fax (870) 563-5195 or (870) 497-2228



A - Community United for Progress

08/14/2023

DARKINS, JACQUELINE
305 PUGH OSCEOLA AR 72370

Subject Property: 212 ALFALFA AR, , AR

Dear Property Owner:

YOU ARE HEREBY NOTIFIED TO DO THE FOLLOWING TO CORRECT THE VIOLATION(S) INDICATED BELOW: 08/14/2023

Property Maintenance - 5.4.1 It shall be unlawful for the owner, owners or occupant of any lot or other real property within the City of Osceola, Arkansas to maintain or allow any dilapidated or unsightly building or structure on such lot or real property. Ord. No. 1991-650.

Action to be taken:

This letter is to serve as notice that your property is being considered as being placed on the condemned property list. You are hereby notified that you may appeal this decision on September 18, 2023 at the regularly scheduled Osceola City Council Meeting at 5:00 PM CST 303 W. Hale Ave. Failure to appear in person or by representative shall constitute that you have no objections to this matter. Or if you wish to have the property torn down and would like to work with us on removing the property please contact the Code Enforcement office at (870)563-5245.

FAILURE TO CORRECT VIOLATION(S) WILL RESULT IN ISSUANCE OF A COURT SUMMONS TO APPEAR IN DISTRICT COURT. THE MAXIMUM FINE PER COURT SUMMONS IS \$100.00 EACH DAY IS A SEPARATE OFFENSE. THE CLEANUP BEING PERFORMED BY CITY OFFICIALS ON THE PROPERTY WILL RESULT IN PAYMENT AT THE OWNER(S) EXPENSE OF \$100.00 OR TEN PERCENT (10%) OF THE TOTAL COSTS INCURRED BY THE CITY TO REMEDY THE VIOLATION, WHICHEVER IS GREATER, AND AN ADDITION OF THE ACTUAL COST OF THE WORK INVOLVED IN CORRECTING THE CONDITIONS. A LIEN MAY BE FILED AGAINST THE PROPERTY AND AGAINST YOU AS THE OWNER FOR UNPAID FEES.

Thank You,

Office of Code Enforcement

DARKINS JACQUELINE

212 ALFALFA
OSCEOLA, AR 72370-1932



1/10/23

Basic Information

Parcel Number: 301-01435-000

County Name: Mississippi County

Property Address: DARKINS JACQUELINE
212 ALFALFA
OSCEOLA, AR 72370-1932
Map This Address

Mailing Address: DARKINS JACQUELINE
419 E KEISER
OSCEOLA AR 72370

Collector's Mailing Address 📍: DARKINS JACQUELINE
419 E KEISER
OSCEOLA, AR 72370

Total Acres: 0.15

Timber Acres: 0.00

Sec-Twp-Rng: 36-13-10

Lot/Block: 17/D

Subdivision: HIGHLAND ADD

Legal Description: LOT 17 BLOCK D HIGHLAND ADD

School District: 1N OSCEOLA

Improvement Districts: D112,ST FRANCIS LEVEE DISTRICT

Homestead Parcel?: No

Tax Status: Taxable

Over 65?: No

Parcel Boundary

+
=

thon Dr

Alfalfa Ave



[Leaflet](#) | © 2023 Microsoft, © 2023 TomTom

Land Information

Land Type	Quantity	Front Width	Rear Width	Depth 1	Depth 2	Quarter
HOUSELOT	0.15 acres [6,534 sqft]					

Valuation Information

[view prior year information](#)

Entry	Appraised	Assessed
Land: ⓘ	2,000	400
Improvements: ⓘ	11,775	2,355
Total Value: ⓘ	13,775	2,755
Taxable Value: ⓘ		1,706
Millage:		0.0564
Estimated Taxes: ⓘ		\$96.22
Assessment Year:		2023

Tax Information

Year	Book	Tax Owed	Tax Paid	Balance
<u>2022</u>	Current	\$104.23	\$0.00	\$104.23
<u>2021</u>	Current	\$95.06	-\$95.06	\$0.00
<u>2020</u>	Current	\$95.06	-\$95.06	\$0.00

Receipts

Receipt #	Book	Tax Year	ReceiptDate	Cash Amt	Check Amt	Credit Amt	Total
<u>11319</u>	Current	2021	10/6/2022	\$0.00	\$0.00	\$95.06	\$95.06
<u>11664</u>	Current	2020	10/5/2021	\$0.00	\$0.00	\$246.71	\$246.71

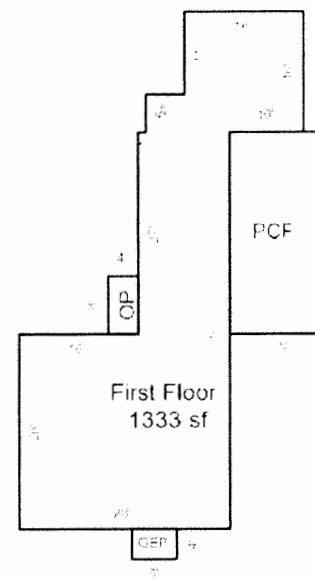
Sales History

Filed	Sold	Price	Grantor	Grantee	Book	Page	Deed Type
2/29/2000	2/22/2000	0	STATE OF ARKANSAS	DARKINS, JACQUELINE	270	357	
4/8/1998	4/8/1998	0	DARKINS, DAVID	DARKINS, JACQUELINE	259	392	WD(WARRANTY DEED)
12/1/1990	12/1/1990	10,000	BLAKEMORE, CHARLES	DARKINS, DAVID	225	741	WD(WARRANTY DEED)
1/1/1951	1/1/1951	0	DARKINS, JACQUELINE	BLAKEMORE, CHARLES	90	7	

Improvement Information

Residential Improvements

Residential Improvement #1



Living Area 1st Floor	1,333	Basement Unfinished	0
Living Area 2nd Floor	0	Basement Finished w/Partitions	0
		Basement Finished w/o Partitions	0
Living Area Total SF	1,333	Basement Total SF	0

Occupancy Type:	Single Family
Grade:	D5+5
Story Height:	1 Story
Year Built:	1950
Effective Age:	40
Construction Type:	Low Frame
Roof Type:	Galvalume
Heat / AC:	Central

Fireplace: 0 0

Bathrooms: 1 full 0 half


Foundation Type: Closed Piers

Floor Type: Wood Subfloor

Floor Covering: linoleum: 1,333 sq ft

Additive Items:	Additive Item	Quantity	Size	Description
	GEP	24	4 x 6	GLASS ENCLOSED
	OP	32	4 x 8	OPEN PORCH
	PCF	324	12 x 27	PATIO COVER, FIBERGL

Outbuildings / Yard Improvements:	OBVI Item	Quantity	Size	Description
	CDW/BSMP N/V		1	
	CLFX4 N/V		1	
	FOB N/V		1	







Notice of Violation

City of Osceola

Office of Code Enforcement

303 West Hale Avenue P.O. Box 443

Osceola, AR 72370

Phone (870) 563-5245

Fax (870) 563-5195 or (870) 497-2228



A Community United for Progress

08/14/2023

~~THOMAS, ROY ET-AL~~

~~412 WEST QUINN OSCEOLA AR 72370~~

Mildred English
1417 S. Elm
Blytheville, AR 72315

Subject Property: 214 ALFALFA OSCEOLA AR, , AR

Dear Property Owner:

YOU ARE HEREBY NOTIFIED TO DO THE FOLLOWING TO CORRECT THE VIOLATION(S) INDICATED BELOW: 08/14/2023

5.04.01 Property Maintenance - It shall be unlawful for the owner, owners or occupant of any lot or other real property within the City of Osceola, Arkansas to maintain or allow any dilapidated or unsightly building or structure on such lot or real property. Ord. No. 1991-650.

5.12.03 Weeds and Grass, Etc., Removal - Weeds and grass, removal of rubbish, open storage, stagnant water. It shall be unlawful for any person owning and/or occupying any lot or real property within the City of Osceola, Arkansas, to allow weeds to grow thereon to a greater height of more than twelve (12) inches or to become unsightly or unsanitary, or to allow grass, garbage, rubbish, rotting or dead limbs or trees to become unsafe, unsightly and unsanitary or allow any icebox, refrigerator, stove, tires, building material, paper, building rubbish to be openly stored, or allow similar unsafe, unsightly and unsanitary. Ord. No. 2009-867.

Property Maintenance - 5.4.1 It shall be unlawful for the owner, owners or occupant of any lot or other real property within the City of Osceola, Arkansas to maintain or allow any dilapidated or unsightly building or structure on such lot or real property. Ord. No. 1991-650.

Action to be taken:

This letter is to serve as notice that your property is being considered as being placed on the condemned property list. You are hereby notified that you may appeal this decision on September 18, 2023 at the regularly scheduled Osceola City Council Meeting at 5:00 PM CST 303 W. Hale Ave. Failure to appear in person or by representative shall constitute that you have no objections to this matter. Or if you wish to have the property torn down and would like to work with us on removing the property please contact the Code Enforcement office at (870)563-5245.

FAILURE TO CORRECT VIOLATION(S) WILL RESULT IN ISSUANCE OF A COURT SUMMONS TO APPEAR IN DISTRICT COURT. THE MAXIMUM FINE PER COURT SUMMONS IS \$100.00 EACH DAY IS A SEPARATE OFFENSE. THE CLEANUP BEING PERFORMED BY CITY OFFICIALS ON THE PROPERTY WILL RESULT IN PAYMENT AT THE OWNER(S) EXPENSE OF \$100.00 OR TEN PERCENT (10%) OF THE TOTAL COSTS INCURRED BY THE CITY TO REMEDY THE VIOLATION, WHICHEVER IS GREATER, AND AN ADDITION OF THE ACTUAL COST OF THE WORK INVOLVED IN CORRECTING THE CONDITIONS. A LIEN MAY BE FILED AGAINST THE PROPERTY AND AGAINST YOU AS THE OWNER FOR UNPAID FEES.

Thank You,

Office of Code Enforcement

ENGLISH MILDRED

214 ALFALFA
OSCEOLA, AR 72370-2104

9

8/4/20

Basic Information

Parcel Number: 301-01434-000

County Name: Mississippi County

Property Address: ENGLISH MILDRED
214 ALFALFA
OSCEOLA, AR 72370-2104
Map This Address

Mailing Address: ENGLISH MILDRED
214 ALFALFA
OSCEOLA AR 72370

Collector's Mailing Address ⓘ: ENGLISH MILDRED
214 ALFALFA
OSCEOLA, AR 72370

Total Acres: 0.15

Timber Acres: 0.00

Sec-Twp-Rng: 36-13-10

Lot/Block: 16/D

Subdivision: HIGHLAND ADD

Legal Description: LOT 16 BLOCK D HIGHLAND ADD

School District: 1N OSCEOLA

Improvement Districts: D112, ST FRANCIS LEVEE DISTRICT

Homestead Parcel?: No

Tax Status: Taxable

Over 65?: No

Parcel Boundary

+
=

thon Dr

Alfalfa Ave



[Leaflet](#) | © 2023 Microsoft, © 2023 TomTom

Land Information

Land Type	Quantity	Front Width	Rear Width	Depth 1	Depth 2	Quarter
HOUSELOT	0.15 acres [6,534 sqft]					

Valuation Information

[view prior year information](#)

Entry	Appraised	Assessed
Land: ?	2,000	400
Improvements: ?	0	0
Total Value: ?	2,000	400
Taxable Value: ?		400
Millage:		0.0564
Estimated Taxes: ?		\$22.56
Assessment Year:		2023

Tax Information

Year	Book	Tax Owed	Tax Paid	Balance
2022	Current	\$34.84	\$0.00	\$34.84
2021	Delinquent	\$125.94	\$0.00	\$125.94
2020	Delinquent	\$125.95	\$0.00	\$125.95
2019	Delinquent	\$125.95	\$0.00	\$125.95

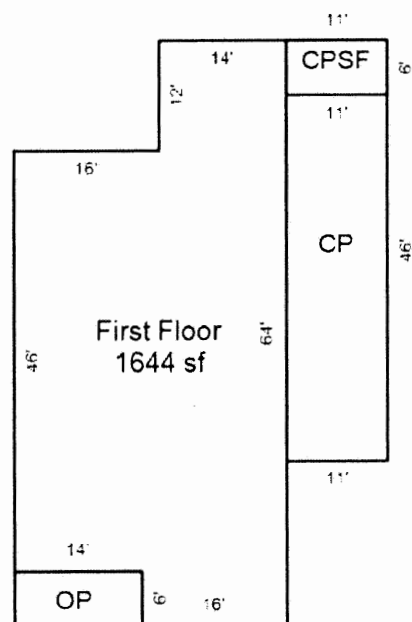
Sales History ?

Filed	Sold	Price	Grantor	Grantee	Book	Page	Deed Type
1/28/2020	1/28/2020	0	THOMAS, MARY ANN	ENGLISH MILDRED	2020	00581	
5/7/2018	5/7/2018	0	THOMAS, MARY ANN	THOMAS, MARY ANN	2018	01956	
4/24/2018	4/24/2018	0	THOMAS, ROY ET AL	THOMAS, MARY ANN	2018	01564	
2/7/2006	1/7/2006	0	THOMAS, IDELL M	THOMAS, ROY ET AL	2006	1100	
12/31/2001	12/31/2001	0	THOMAS, IDELL M	THOMAS, IDELL	278	647-648	
8/31/1998	8/31/1998	0	THOMAS, IDELL II	THOMAS, IDELL M	261	140	WD(WARRANTY DEED)
5/16/1997	5/16/1997	0	THOMAS, IDELL II	THOMAS, IDELL II	255	846	WD(WARRANTY DEED)
5/30/1996	5/30/1996	0	THOMAS, IDELL	THOMAS, IDELL II	249	775	
1/1/1960	1/1/1960	0		THOMAS, IDELL	105	406	

Improvement Information

Residential Improvements

Residential Improvement #1



Living Area 1st Floor	1,644	Basement Unfinished	0
Living Area 2nd Floor	0	Basement Finished w/Partitions	0
		Basement Finished w/o Partitions	0
Living Area Total SF	1,644	Basement Total SF	0

Occupancy Type: Single Family

Grade: D5+5

Story Height: 1 Story

Year Built: 1981

Effective Age: 37

Construction Type: Std Frame

Roof Type: Asphalt

Heat / AC: Floor/Wall Furnace

Fireplace: 0 0

Bathrooms: 1 full 0 half

Foundation Type: Open Piers


Floor Type: Wood Subfloor


Floor Covering: hardwood sheath: 1,644 sq ft

Additive Items:	Additive Item	Quantity	Size	Description
	CP	506	11 x 46	CARPORTS
	CPSF	66	6 x 11	STORAGE - FRAME
	OP	84	6 x 14	OPEN PORCH

Outbuildings / Yard Improvements:	OBYI Item	Quantity	Size	Description
	CDW	1		CONCRETE DRIVEWAY
	DWG N/V	1		







Notice of Violation

5

City of Osceola

Office of Code Enforcement

303 West Hale Avenue P.O. Box 443

Osceola, AR 72370

Phone (870) 563-5245

Fax (870) 563-5195 or (870) 497-2228



08/14/2023

mcneal tyrone
102 N Quinn Ave

Tyrone McNeal
924 N. Garden Dr
Osceola, AR 72370

Subject Property: 109 SHORT QUINN OSCEOLA AR, , AR

Dear Property Owner:

YOU ARE HEREBY NOTIFIED TO DO THE FOLLOWING TO CORRECT THE VIOLATION(S) INDICATED BELOW: 08/14/2023

5.12.03 Weeds and Grass, Etc., Removal - Weeds and grass, removal of rubbish, open storage, stagnant water. It shall be unlawful for any person owning and/or occupying any lot or real property within the City of Osceola, Arkansas, to allow weeds to grow thereon to a greater height of more than twelve (12) inches or to become unsightly or unsanitary, or to allow grass, garbage, rubbish, rotting or dead limbs or trees to become unsafe, unsightly and unsanitary or allow any icebox, refrigerator, stove, tires, building material, paper, building rubbish to be openly stored, or allow similar unsafe, unsightly and unsanitary. Ord. No. 2009-867.

Property Maintenance - 5.4.1 It shall be unlawful for the owner, owners or occupant of any lot or other real property within the City of Osceola, Arkansas to maintain or allow any dilapidated or unsightly building or structure on such lot or real property. Ord. No. 1991-650.

Property Maintenance - 5.4.1 It shall be unlawful for the owner, owners or occupant of any lot or other real property within the City of Osceola, Arkansas to maintain or allow any dilapidated or unsightly building or structure on such lot or real property. Ord. No. 1991-650.

Action to be taken:

This letter is to serve as notice that your property is being considered as being placed on the condemned property list. You are hereby notified that you may appeal this decision on September 18, 2023 at the regularly scheduled Osceola City Council Meeting at 5:00 PM CST 303 W. Hale Ave. Failure to appear in person or by representative shall constitute that you have no objections to this matter. Or if you wish to have the property torn down and would like to work with us on removing the property please contact the Code Enforcement office at (870)563-5245.

FAILURE TO CORRECT VIOLATION(S) WILL RESULT IN ISSUANCE OF A COURT SUMMONS TO APPEAR IN DISTRICT COURT. THE MAXIMUM FINE PER COURT SUMMONS IS \$100.00 EACH DAY IS A SEPARATE OFFENSE. THE CLEANUP BEING PERFORMED BY CITY OFFICIALS ON THE PROPERTY WILL RESULT IN PAYMENT AT THE OWNER(S) EXPENSE OF \$100.00 OR TEN PERCENT (10%) OF THE TOTAL COSTS INCURRED BY THE CITY TO REMEDY THE VIOLATION, WHICHEVER IS GREATER, AND AN ADDITION OF THE ACTUAL COST OF THE WORK INVOLVED IN CORRECTING THE CONDITIONS. A LIEN MAY BE FILED AGAINST THE PROPERTY AND AGAINST YOU AS THE OWNER FOR UNPAID FEES.

Thank You,

Office of Code Enforcement

MCNEAL TYRONE

109 SHORT QUINN
OSCEOLA, AR 72370-2143

9

6/30/15

Basic Information

Parcel Number: 301-02651-000

County Name: Mississippi County

Property Address: MCNEAL TYRONE
109 SHORT QUINN
OSCEOLA, AR 72370-2143
Map This Address

Mailing Address: MCNEAL TYRONE & CHRISTINA COOK
102 N QUINN AVE
OSCEOLA AR 72370-2143

Collector's Mailing Address: MCNEAL TYRONE & CHRISTINA COOK
102 N QUINN AVE
OSCEOLA, AR 72370-2143

Total Acres: 0.10

Timber Acres: 0.00

Sec-Twp-Rng: 36-13-10

Lot/Block: 18/1

Subdivision: TOWNSITE ADD

Legal Description: LT 18 BLK 1 TOWNSITE ADD 109 SHORT QUINN

School District: 1N OSCEOLA

Improvement Districts: D112,ST FRANCIS LEVEE DISTRICT

Homestead Parcel?: No

Tax Status: Taxable

Over 65?: No

Parcel Boundary

+

N
W

lar St



Sunflower

[Leaflet](#) | © 2023 Microsoft, © 2023 TomTom

Land Information

Land Type	Quantity	Front Width	Rear Width	Depth 1	Depth 2	Quarter
HOUSELOT	0.10 acres [4,356 sqft]					

Valuation Information

[view prior year information](#)

Entry	Appraised	Assessed
Land: ⓘ	10,000	2,000
Improvements: ⓘ	8,220	1,644
Total Value: ⓘ	18,220	3,644
Taxable Value: ⓘ		2,500
Millage:		0.0564
Estimated Taxes: ⓘ		\$141.00
Assessment Year:		2023

Tax Information

Year	Book	Tax Owed	Tax Paid	Balance
2022	Current	\$149.38	\$0.00	\$149.38
2021	Delinquent	\$137.01	-\$137.01	\$0.00
2020	Delinquent	\$137.01	-\$137.01	\$0.00
2019	Delinquent	\$137.01	-\$137.01	\$0.00
2018	Delinquent	\$137.01	-\$137.01	\$0.00
2017	Delinquent	\$15.35	-\$15.35	\$0.00
2016	Delinquent	\$16.22	-\$16.22	\$0.00

Receipts

Receipt #	Book	Tax Year	ReceiptDate	Cash Amt	Check Amt	Credit Amt	Total
<u>7004814</u>	Delinquent	2021	3/16/2023	\$166.64	\$0.00	\$0.00	\$166.64
<u>7002711</u>	Delinquent	2020	3/22/2022	\$345.53	\$0.00	\$0.00	\$345.53
<u>7002711</u>	Delinquent	2019	3/22/2022	\$345.53	\$0.00	\$0.00	\$345.53
<u>7000878</u>	Delinquent	2018	5/19/2021	\$226.83	\$0.00	\$0.00	\$226.83
<u>7000878</u>	Delinquent	2017	5/19/2021	\$226.83	\$0.00	\$0.00	\$226.83
<u>7000878</u>	Delinquent	2016	5/19/2021	\$226.83	\$0.00	\$0.00	\$226.83

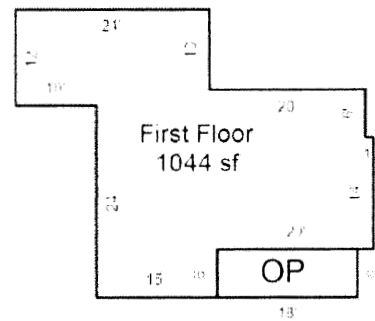
Sales History

Filed	Sold	Price	Grantor	Grantee	Book	Page	Deed Type
9/29/2017	9/29/2017	0	JACKSON, MARGO JACKSON ET AL	MCNEAL, TYRONE	2017	5481	
12/16/2009	12/16/2009	0	SHORT, CARRIE	JACKSON, MARGO JACKSON ET AL	2009	7168	WD(WARRANTY DEED)
11/22/1999	11/22/1999	5,000	SMITH, MARCY A	SHORT, CARRIE	265	819	WD(WARRANTY DEED)
9/1/1999	9/1/1999	0	HARRIS, MORRILTON TRUST	SMITH, MARCY A	265	458	WD(WARRANTY DEED)
1/1/1981	1/1/1981	0	HARIS, MORRILTON	HARRIS, MORRILTON TRUST	67	88	
1/1/1951	1/1/1951	0		HARIS, MORRILTON			

Improvement Information

Residential Improvements

Residential Improvement #1



Living Area 1st Floor	1,044	Basement Unfinished	0
Living Area 2nd Floor	0	Basement Finished w/Partitions	0
		Basement Finished w/o Partitions	0
Living Area Total SF	1,044	Basement Total SF	0

Occupancy Type:	Single Family
Grade:	D5+5
Story Height:	1 Story
Year Built:	1974
Effective Age:	40
Construction Type:	Low Frame
Roof Type:	Asphalt

Heat / AC: None

Fireplace: 0 0

Bathrooms: 1 full 0 half

Foundation Type: Open Piers

Floor Type: Wood Subfloor

Floor Covering: carpet: 1,044 sq ft

Additive Items:	Additive Item	Quantity	Size	Description
	OP	108	6 x 18	OPEN PORCH

Outbuildings / Yard Improvements:	OBYI Item	Quantity	Size	Description
	CLFX5 N/V		1	
	FLAT HOUSE N/V		1	

Notice of Violation

City of Osceola

Office of Code Enforcement

303 West Hale Avenue P.O. Box 443

Osceola, AR 72370

Phone (870) 563-5245

Fax (870) 563-5195 or (870) 497-2228



08/14/2023

SPEED, JAMES & VIOLET
607 W QUINN
Osceola, Arkansas 72370

Subject Property: 211 MYRON KELLY DR OSCEOLA AR, , AR

Dear Property Owner:

YOU ARE HEREBY NOTIFIED TO DO THE FOLLOWING TO CORRECT THE VIOLATION(S) INDICATED BELOW: 08/14/2023

5.04.01 Property Maintenance - It shall be unlawful for the owner, owners or occupant of any lot or other real property within the City of Osceola, Arkansas to maintain or allow any dilapidated or unsightly building or structure on such lot or real property. Ord. No. 1991-650.

5.08.01 Inoperable Vehicles - It shall be unlawful for the owner, owners, or occupant of any lot or other real property within the City of Osceola, Arkansas to utilize the premises for Commercial and/or open storage of any inoperable motor vehicle. An inoperable motor vehicle for the purpose of this Ordinance, is defined as one that is in a state of disrepair and incapable of being moved under it's own power or one that does not have current, valid license plates. Ord. No. 1993-679.

5.08.01 Inoperable Vehicles - It shall be unlawful for the owner, owners, or occupant of any lot or other real property within the City of Osceola, Arkansas to utilize the premises for Commercial and/or open storage of any inoperable motor vehicle. An inoperable motor vehicle for the purpose of this Ordinance, is defined as one that is in a state of disrepair and incapable of being moved under it's own power or one that does not have current, valid license plates. Ord. No. 1993-679.

5.12.03 Weeds and Grass, Etc., Removal - Weeds and grass, removal of rubbish, open storage, stagnant water. It shall be unlawful for any person owning and/or occupying any lot or real property within the City of Osceola, Arkansas, to allow weeds to grow thereon to a greater height of more than twelve (12) inches or to become unsightly or unsanitary, or to allow grass, garbage, rubbish, rotting or dead limbs or trees to become unsafe, unsightly and unsanitary or allow any icebox, refrigerator, stove, tires, building material, paper, building rubbish to be openly stored, or allow similar unsafe, unsightly and unsanitary. Ord. No. 2009-867.

Property Maintenance - 5.4.1 It shall be unlawful for the owner, owners or occupant of any lot or other real property within the City of Osceola, Arkansas to maintain or allow any dilapidated or unsightly building or structure on such lot or real property. Ord. No. 1991-650.

Property Maintenance - 5.4.1 It shall be unlawful for the owner, owners or occupant of any lot or other real property within the City of Osceola, Arkansas to maintain or allow any dilapidated or unsightly building or structure on such lot or real property. Ord. No. 1991-650.

Action to be taken:

This letter is to serve as notice that your property is being considered as being placed on the condemned property list. You are hereby notified that you may appeal this decision on September 18, 2023 at the regularly scheduled Osceola City Council Meeting at 5:00 PM CST 303 W. Hale Ave. Failure to appear in person or by representative shall constitute that you have no objections to this matter. Or if you wish to have the property torn

down and would like to work with us on removing the property please contact the Code Enforcement office at (870)563-5245.

FAILURE TO CORRECT VIOLATION(S) WILL RESULT IN ISSUANCE OF A COURT SUMMONS TO APPEAR IN DISTRICT COURT. THE MAXIMUM FINE PER COURT SUMMONS IS \$100.00 EACH DAY IS A SEPARATE OFFENSE. THE CLEANUP BEING PERFORMED BY CITY OFFICIALS ON THE PROPERTY WILL RESULT IN PAYMENT AT THE OWNER(S) EXPENSE OF \$100.00 OR TEN PERCENT (10%) OF THE TOTAL COSTS INCURRED BY THE CITY TO REMEDY THE VIOLATION, WHICHEVER IS GREATER, AND AN ADDITION OF THE ACTUAL COST OF THE WORK INVOLVED IN CORRECTING THE CONDITIONS. A LIEN MAY BE FILED AGAINST THE PROPERTY AND AGAINST YOU AS THE OWNER FOR UNPAID FEES.

Thank You,

Office of Code Enforcement

SPEED JAMES & VIOLET

211 MYRON KELLY DR
OSCEOLA, AR 72370-1813



3/20/23 last time
it had power


Basic Information

Parcel Number: 301-01002-000

County Name: Mississippi County

Property Address: SPEED JAMES & VIOLET
211 MYRON KELLY DR
OSCEOLA, AR 72370-1813
Map This Address

Mailing Address: SPEED JAMES & VIOLET
607 W QUINN AVE
OSCEOLA AR 72370-1813

Collector's Mailing Address : CORELOGIC
3001 HACKSBERRY RD
IRVING, TX 75063

Total Acres: 0.11

Timber Acres: 0.00

Sec-Twp-Rng: 01-12-10

Lot/Block: 33/2

Subdivision: W J DRIVER ADD

Legal Description: LOT 33 BLOCK 2 WJ DRIVER ADD

School District: 1N OSCEOLA

Improvement Districts: D112,ST FRANCIS LEVEE DISTRICT

Homestead Parcel?: No

Tax Status: Taxable

Over 65?: No

Parcel Boundary

±

—



Myron Kelly Dr

Myron Kelly

[Leaflet](#) | © 2023 Microsoft, © 2023 TomTom

Land Information

Land Type	Quantity	Front Width	Rear Width	Depth 1	Depth 2	Quarter
HOUSELOT	0.11 acres [4,791 sqft]	50	100			

Valuation Information

[view prior year information](#)

Entry	Appraised	Assessed
Land: ⓘ	2,000	400
Improvements: ⓘ	500	100
Total Value: ⓘ	2,500	500
Taxable Value: ⓘ		500
Millage:		0.0564
Estimated Taxes: ⓘ		\$28.20
Assessment Year:		2023

Tax Information

Year	Book	Tax Owed	Tax Paid	Balance
<u>2022</u>	Current	\$35.00	-\$35.00	\$0.00
<u>2021</u>	Current	\$129.58	-\$129.58	\$0.00
<u>2020</u>	Current	\$129.58	-\$129.58	\$0.00

Receipts

Receipt #	Book	Tax Year	ReceiptDate	Cash Amt	Check Amt	Credit Amt	Total
<u>4549</u>	Current	2022	4/25/2023	\$0.00	\$2,390,394.59	\$0.00	\$2,390,394.59
<u>14439</u>	Current	2021	10/17/2022	\$0.00	\$155.64	\$0.00	\$155.64
<u>2415</u>	Current	2020	5/25/2021	\$0.00	\$136,786.00	\$0.00	\$136,786.00

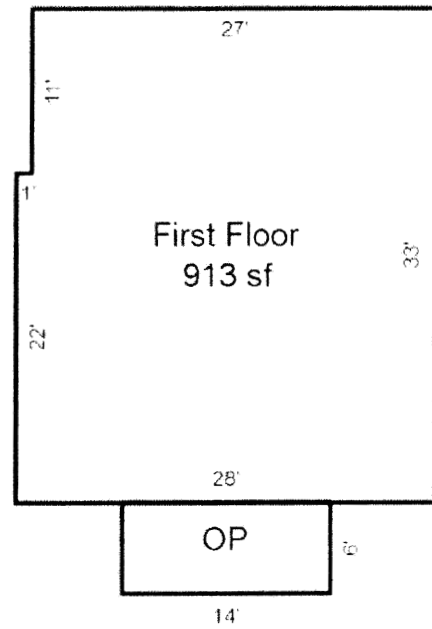
Sales History ⓘ

Filed	Sold	Price	Grantor	Grantee	Book	Page	Deed Type
4/16/2004	1/10/2006	0	UNITED-BILT HOME INC	SPEED,JAMES & VIOLET	2006	1260	
12/14/2005	11/25/2005	0	MCLEAN, NOEL	UNITED BILT HOMES INC	300	221-222	
4/12/1999	4/12/1999	0	ALLEN, AUGUSTUS JR	MCLEAN, NOEL	263	576	
10/28/1997	10/28/1997	0	UNITED-BILT HOMES INC	ALLEN, AUGUSTUS JR	257	204	
9/9/1997	9/9/1997	0	ALLEN, AUGUSTUS JR	UNITED-BILT HOMES INC	255	758	CD(CORRECTION DEED)
10/1/1990	10/1/1990	0	ALLEN, AUGUSTUS JR	ALLEN, AUGUSTUS JR	225	423	
5/1/1980	5/1/1980	0	WYNNE, G W	ALLEN, AUGUSTUS JR	187	86	
1/1/1951	1/1/1951	0		WYNNE, G W			

Improvement Information

Residential Improvements

Residential Improvement #1



Living Area 1st Floor

Living Area 2nd Floor

Living Area Total SF

913 Basement Unfinished

0 Basement Finished w/Partitions

Basement Finished w/o Partitions

913 Basement Total SF

0

0

0

0

Occupancy Type: Single Family

Grade: D5

Story Height: 1 Story

Year Built: 1973

Effective Age: 40

Construction Type: Std Frame

Roof Type: Asphalt

Heat / AC: None

Fireplace: 0 0

Bathrooms: 1 full 0 half

Foundation Type: Open Piers

Floor Type: Wood Subfloor

Floor Covering: linoleum: 913 sq ft

Additive Items:	Additive Item	Quantity	Size	Description
	OP	84	6 x 14	OPEN PORCH

Outbuildings / Yard
Improvements:

OBVI Item

Quantity


Size

Description

FLAT DWG

1





Notice of Violation

City of Osceola

Office of Code Enforcement

303 West Hale Avenue P.O. Box 443

Osceola, AR 72370

Phone (870) 563-5245

Fax (870) 563-5195 or (870) 497-2228



08/15/2023

WELCH, ALMA BENJAMIN & RUTH P
702 W WASHINGTON AVE
Osceola, Arkansas 72370

Subject Property: 216 MYRON KELLY DR AR, , AR

Dear Property Owner:

YOU ARE HEREBY NOTIFIED TO DO THE FOLLOWING TO CORRECT THE VIOLATION(S) INDICATED BELOW: 08/15/2023

5.04.01 Property Maintenance - It shall be unlawful for the owner, owners or occupant of any lot or other real property within the City of Osceola, Arkansas to maintain or allow any dilapidated or unsightly building or structure on such lot or real property. Ord. No. 1991-650.

5.12.03 Weeds and Grass, Etc., Removal - Weeds and grass, removal of rubbish, open storage, stagnant water. It shall be unlawful for any person owning and/or occupying any lot or real property within the City of Osceola, Arkansas, to allow weeds to grow thereon to a greater height of more than twelve (12) inches or to become unsightly or unsanitary, or to allow grass, garbage, rubbish, rotting or dead limbs or trees to become unsafe, unsightly and unsanitary or allow any icebox, refrigerator, stove, tires, building material, paper, building rubbish to be openly stored, or allow similar unsafe, unsightly and unsanitary. Ord. No. 2009-867.

Property Maintenance - 5.4.1 It shall be unlawful for the owner, owners or occupant of any lot or other real property within the City of Osceola, Arkansas to maintain or allow any dilapidated or unsightly building or structure on such lot or real property. Ord. No. 1991-650.

Property Maintenance - 5.4.1 It shall be unlawful for the owner, owners or occupant of any lot or other real property within the City of Osceola, Arkansas to maintain or allow any dilapidated or unsightly building or structure on such lot or real property. Ord. No. 1991-650.

Action to be taken:

This letter is to serve as notice that your property is being considered as being placed on the condemned property list. You are hereby notified that you may appeal this decision on September 18, 2023 at the regularly scheduled Osceola City Council Meeting at 5:00 PM CST 303 W. Hale Ave. Failure to appear in person or by representative shall constitute that you have no objections to this matter. Or if you wish to have the property torn down and would like to work with us on removing the property please contact the Code Enforcement office at (870)563-5245.

FAILURE TO CORRECT VIOLATION(S) WILL RESULT IN ISSUANCE OF A COURT SUMMONS TO APPEAR IN DISTRICT COURT. THE MAXIMUM FINE PER COURT SUMMONS IS \$100.00 EACH DAY IS A SEPARATE OFFENSE. THE CLEANUP BEING PERFORMED BY CITY OFFICIALS ON THE PROPERTY WILL RESULT IN PAYMENT AT THE OWNER(S) EXPENSE OF \$100.00 OR TEN PERCENT (10%) OF THE TOTAL COSTS INCURRED BY THE CITY TO REMEDY THE VIOLATION, WHICHEVER IS GREATER, AND AN ADDITION OF THE ACTUAL COST OF THE WORK INVOLVED IN CORRECTING THE CONDITIONS. A LIEN MAY BE FILED AGAINST THE PROPERTY AND AGAINST YOU AS THE OWNER FOR UNPAID FEES.

Thank You,

Office of Code Enforcement

WELCH ALMA BENJAMIN & RUTH P

216 MYRON KELLY DR
OSCEOLA, AR 72370-3629

9

6/07/21

Basic Information

Parcel Number: 301-01033-000

County Name: Mississippi County

Property Address: WELCH ALMA BENJAMIN & RUTH P
216 MYRON KELLY DR
OSCEOLA, AR 72370-3629
Map This Address

Mailing Address: WELCH ALMA BENJAMIN
702 W WASHINGTON AVE
OSCEOLA AR 72370-3018

Collector's Mailing Address : WELCH ALMA BENJAMIN
702 W WASHINGTON AVE
OSCEOLA, AR 72370-3018

Total Acres: 0.11

Timber Acres: 0.00

Sec-Twp-Rng: 01-12-10

Lot/Block: 15/3

Subdivision: W J DRIVER ADD

Legal Description: LOT 15 BLOCK 3 WJ DRIVER ADD

School District: 1N OSCEOLA

Improvement Districts: D112,ST FRANCIS LEVEE DISTRICT

Homestead Parcel?: Yes

Tax Status: Taxable

Over 65?: No

Parcel Boundary

±
y = n Kelly Dr

Myron Kelly Dr



Leaflet | © 2023 Microsoft, © 2023 TomTom

Land Information

Land Type	Quantity	Front Width	Rear Width	Depth 1	Depth 2	Quarter
HOUSELOT	0.11 acres [4,791 sqft]	50	100			

Valuation Information

[view prior year information](#)

Entry	Appraised	Assessed
Land: ⓘ	2,000	400
Improvements: ⓘ	0	0
Total Value: ⓘ	2,000	400
Taxable Value: ⓘ		400
Millage:		0.0564
Estimated Taxes: ⓘ		\$22.56
Homestead Credit:		(\$22.56)
Estimated Taxes w Credit:		\$0.00
Assessment Year:		2023

Tax Information

Year	Book	Tax Owed	Tax Paid	Balance
<u>2022</u>	Current	\$6.50	\$0.00	\$6.50
<u>2021</u>	Delinquent	\$9.00	-\$9.00	\$0.00
<u>2020</u>	Current	\$9.00	-\$9.00	\$0.00

Receipts

Receipt #	Book	Tax Year	ReceiptDate	Cash Amt	Check Amt	Credit Amt	Total
<u>7003826</u>	Delinquent	2021	10/31/2022	\$367.09	\$0.00	\$0.00	\$367.09
<u>5455</u>	Current	2020	6/18/2021	\$341.53	\$0.00	\$0.00	\$341.53


Sales History ⓘ

Filed	Sold	Price	Grantor	Grantee	Book	Page	Deed Type
5/1/1993	5/1/1993	9,000	TAYLOR, TISHER	WELCH, ALMA BENJAMIN	237	179	WD(WARRANTY DEED)
4/1/1992	4/1/1992	0	MONTGOMERY, JAMES	TAYLOR, TISHER	233	11	
1/1/1973	1/1/1973	0	DOWDY, MOSE	MONTGOMERY, JAMES	159	126	
1/1/1965	1/1/1965	0		DOWDY, MOSE			

Improvement Information

Residential Improvements

Residential Improvement #1



Living Area 1st Floor	1,200	Basement Unfinished	0
Living Area 2nd Floor	0	Basement Finished w/Partitions	0
		Basement Finished w/o Partitions	0
Living Area Total SF	1,200	Basement Total SF	0

Occupancy Type: Single Family

Grade: D7


Story Height: 1 Story

Year Built: 1971


Effective Age:	40
Construction Type:	Std Frame
Roof Type:	Asphalt
Heat / AC:	None
Fireplace:	0 0
Bathrooms:	1 full 0 half
Foundation Type:	Open Piers
Floor Type:	Wood Subfloor
Floor Covering:	linoleum: 1,200 sq ft

Additive Items:	Additive Item	Quantity	Size	Description
	GEP	126	6 x 21	GLASS ENCLOSED

Outbuildings / Yard Improvements:	OBYI Item	Quantity	Size	Description
	FLAT DWG N/V		1	







Notice of Violation

5

City of Osceola

Office of Code Enforcement

303 West Hale Avenue P.O. Box 443

Osceola, AR 72370

Phone (870) 563-5245

Fax (870) 563-5195 or (870) 497-2228



A Community United for Progress

08/15/2023

LUKE 21 4 B MINISTRY & HOME RENTALS LLC
532 W JOHNSON
Osceola, Arkansas 72370

2009 Cypress
Osceola, AR 72370
622-5041

Subject Property: 532 W JOHNSON AR, Osceola, AR

Dear Property Owner:

YOU ARE HEREBY NOTIFIED TO DO THE FOLLOWING TO CORRECT THE VIOLATION(S) INDICATED BELOW: 08/15/2023

5.04.01 Property Maintenance - It shall be unlawful for the owner, owners or occupant of any lot or other real property within the City of Osceola, Arkansas to maintain or allow any dilapidated or unsightly building or structure on such lot or real property. Ord. No. 1991-650.

Action to be taken:

This letter is to serve as notice that your property is being considered as being placed on the condemned property list. You are hereby notified that you may appeal this decision on September 18, 2023 at the regularly scheduled Osceola City Council Meeting at 5:00 PM CST 303 W. Hale Ave. Failure to appear in person or by representative shall constitute that you have no objections to this matter. Or if you wish to have the property torn down and would like to work with us on removing the property please contact the Code Enforcement office at (870)563-5245.

FAILURE TO CORRECT VIOLATION(S) WILL RESULT IN ISSUANCE OF A COURT SUMMONS TO APPEAR IN DISTRICT COURT. THE MAXIMUM FINE PER COURT SUMMONS IS \$100.00 EACH DAY IS A SEPARATE OFFENSE. THE CLEANUP BEING PERFORMED BY CITY OFFICIALS ON THE PROPERTY WILL RESULT IN PAYMENT AT THE OWNER(S) EXPENSE OF \$100.00 OR TEN PERCENT (10%) OF THE TOTAL COSTS INCURRED BY THE CITY TO REMEDY THE VIOLATION, WHICHEVER IS GREATER, AND AN ADDITION OF THE ACTUAL COST OF THE WORK INVOLVED IN CORRECTING THE CONDITIONS. A LIEN MAY BE FILED AGAINST THE PROPERTY AND AGAINST YOU AS THE OWNER FOR UNPAID FEES.

Thank You,

Office of Code Enforcement

LUKE 21:4:B MINISTRY & HOME RENTALS LLC

532 W JOHNSON
OSCEOLA, AR 72370-2431

9

10/30/2012

Basic Information

Parcel Number: 301-00927-000

County Name: Mississippi County

Property Address: LUKE 21:4:B MINISTRY & HOME RENTALS LLC
532 W JOHNSON
OSCEOLA, AR 72370-2431
[Map This Address](#)

Mailing Address: LUKE 21 4 B MINISTRY & HOME RENTALS LLC
532 W JOHNSON AVE
OSCEOLA AR 72370-2431

Collector's Mailing Address: LUKE 21 4 B MINISTRY & HOME RENTALS LLC
532 W JOHNSON AVE
OSCEOLA, AR 72370-2431

Total Acres: 0.65

Timber Acres: 0.00

Sec-Twp-Rng: 36-13-10

Lot/Block: 9&10/A

Subdivision: SAVILLA DRIVER ADD

Legal Description: W 1/2 LT 9 & ALL LT 10 BLK A SAVILLA DRIVER ADD

School District: 1N OSCEOLA

Improvement Districts: D112,ST FRANCIS LEVEE DISTRICT

Homestead Parcel?: No


Tax Status: Taxable

Over 65?: No

Parcel Boundary



Osceola Middle
School



1st

W Johnson Ave

Le

Leaflet | © 2023 Microsoft, © 2023 TomTom

Land Information

Land Type	Quantity	Front Width	Rear Width	Depth 1	Depth 2	Quarter
HOUSELOT	0.65 acres [28,314 sqft]	150	190			
HOUSELOT2	1 lots [0 sqft]					

Valuation Information

view prior year information

Entry	Appraised	Assessed
Land: ❶	9,500	1,900
Improvements: ❷	126,970	25,394
Total Value: ❸	136,470	27,294
Taxable Value: ❹		27,294
Millage:		0.0564
Estimated Taxes: ❺		\$1,539.38
Assessment Year:		2023

Tax Information

Year	Book	Tax Owed	Tax Paid	Balance
<u>2022</u>	Current	\$1,138.70	\$0.00	\$1,138.70
<u>2021</u>	Current	\$1,068.02	-\$1,068.02	\$0.00
<u>2020</u>	Delinquent	\$1,008.72	-\$1,008.72	\$0.00
<u>2019</u>	Delinquent	\$93.51	-\$93.51	\$0.00
<u>2018</u>	Delinquent	\$91.32	-\$91.32	\$0.00
<u>2017</u>	Delinquent	\$89.14	-\$89.14	\$0.00
<u>2016</u>	Delinquent	\$86.95	-\$86.95	\$0.00
<u>2015</u>	Delinquent	\$85.22	-\$85.22	\$0.00

Receipts

Receipt #	Book	Tax Year	ReceiptDate	Cash Amt	Check Amt	Credit Amt	Total
<u>12482</u>	Current	2021	10/11/2022	\$0.00	\$1,068.02	\$0.00	\$1,068.02
<u>7003580</u>	Delinquent	2020	10/11/2022	\$0.00	\$1,813.87	\$0.00	\$1,813.87
<u>7003580</u>	Delinquent	2019	10/11/2022	\$0.00	\$1,813.87	\$0.00	\$1,813.87
<u>7003580</u>	Delinquent	2018	10/11/2022	\$0.00	\$1,813.87	\$0.00	\$1,813.87
<u>7003580</u>	Delinquent	2017	10/11/2022	\$0.00	\$1,813.87	\$0.00	\$1,813.87
<u>7003580</u>	Delinquent	2016	10/11/2022	\$0.00	\$1,813.87	\$0.00	\$1,813.87
<u>7003580</u>	Delinquent	2015	10/11/2022	\$0.00	\$1,813.87	\$0.00	\$1,813.87


Sales History ❶

Filed	Sold	Price	Grantor	Grantee	Book	Page	Deed Type
10/7/2022	10/5/2022	10,000	PERCY TAYLOR REVOCABLE LIVING TRUST	LUKE 21:4:B MINISTRY & HOME RENTALS LLC	2022	007147	TD(TRUSTEES DEED)
7/21/2021	7/14/2021	0	ST OF AR/PERCY TAYLOR REVOCABLE LIVING TRUST	PERCY TAYLOR REVOCABLE LIVING TRUST	2021	004928	RD(REDEMPTION DEED)
9/27/2005	9/27/2005	0	TAYLOR, PERCY	TAYLOR, PERCY REVOCABLE	298	738-739	WD(WARRANTY DEED)
6/24/2005	6/24/2005	45,000	CHURCH	TAYLOR, PERCY	298	316-317	WD(WARRANTY DEED)
7/12/2004	7/12/2004	0	HARMRA, SHIRLEY	CHURCH	293	77-78	GD(GUARDIANS DEED)
7/6/2004	7/6/2004	0	GEORGE, LOUIS	HARMRA, SHIRLEY	293	14-15	
1/1/1951	1/1/1951	0		GEORGE, LOUIS			

Improvement Information

Residential Improvements

Residential Improvement #1



Living Area 1st Floor	3,742	Basement Unfinished	0
Living Area 2nd Floor	0	Basement Finished w/Partitions	0
		Basement Finished w/o Partitions	0
Living Area Total SF	3,742	Basement Total SF	0

Occupancy Type: Single Family
 Grade: D4+10
 Story Height: 1 Story
 Year Built: 1939
 Effective Age: 40
 Construction Type: Masonry
 Roof Type: Asphalt
 Heat / AC: Central
 Fireplace: 1 Single 1-Story Good
 Bathrooms: 4 full 0 half
 Foundation Type: Closed Piers
 Floor Type: Wood Subfloor
 Floor Covering: carpet:
 hardwood sheath:

37 sq ft
 3,705 sq ft


Additive Items:	Additive Item	Quantity	Size	Description
	PS	16		PATIO SLAB
	OP	360	12 x 30	OPEN PORCH
	OP2	210	7 x 30	1/2 OPEN
	CP	1000	25 x 40	CARPORTS
	CPSM	275	11 x 25	STORAGE - MASONRY

Outbuildings / Yard Improvements:	OBYI Item	Quantity	Size	Description
	CDW	1792	112 x 16	CONCRETE DRIVEWAY
	CDW	360	18 x 20	CONCRETE DRIVEWAY
	MULTI MW"S	1		









Notice of Violation

5

City of Osceola


Office of Code Enforcement

303 West Hale Avenue P.O. Box 443

Osceola, AR 72370

Phone (870) 563-5245

Fax (870) 563-5195 or (870) 497-2228



08/15/2023

ROBERTSON, WILLIAM L & DEBORAH
315 W WASHINGTON OSCEOLA AR 72370

Subject Property: 225 N QUINN AR, , AR

Dear Property Owner:

YOU ARE HEREBY NOTIFIED TO DO THE FOLLOWING TO CORRECT THE VIOLATION(S) INDICATED BELOW: 08/15/2023

5.04.01 Property Maintenance - It shall be unlawful for the owner, owners or occupant of any lot or other real property within the City of Osceola, Arkansas to maintain or allow any dilapidated or unsightly building or structure on such lot or real property. Ord. No. 1991-650.

Action to be taken:

This letter is to serve as notice that your property is being considered as being placed on the condemned property list. You are hereby notified that you may appeal this decision on September 18, 2023 at the regularly scheduled Osceola City Council Meeting at 5:00 PM CST 303 W. Hale Ave. Failure to appear in person or by representative shall constitute that you have no objections to this matter. Or if you wish to have the property torn down and would like to work with us on removing the property please contact the Code Enforcement office at (870)563-5245.

FAILURE TO CORRECT VIOLATION(S) WILL RESULT IN ISSUANCE OF A COURT SUMMONS TO APPEAR IN DISTRICT COURT. THE MAXIMUM FINE PER COURT SUMMONS IS \$100.00 EACH DAY IS A SEPARATE OFFENSE. THE CLEANUP BEING PERFORMED BY CITY OFFICIALS ON THE PROPERTY WILL RESULT IN PAYMENT AT THE OWNER(S) EXPENSE OF \$100.00 OR TEN PERCENT (10%) OF THE TOTAL COSTS INCURRED BY THE CITY TO REMEDY THE VIOLATION, WHICHEVER IS GREATER, AND AN ADDITION OF THE ACTUAL COST OF THE WORK INVOLVED IN CORRECTING THE CONDITIONS. A LIEN MAY BE FILED AGAINST THE PROPERTY AND AGAINST YOU AS THE OWNER FOR UNPAID FEES.

Thank You,

Office of Code Enforcement

ROBERTSON WILLIAM L & DEBORAH

225 N QUINN
OSCEOLA, AR 72370-2827

9

4/20/10

Basic Information

Parcel Number: 301-02646-000

County Name: Mississippi County

Property Address: ROBERTSON WILLIAM L & DEBORAH
225 N QUINN
OSCEOLA, AR 72370-2827
[Map This Address](#)

Mailing Address: ROBERTSON WILLIAM L & DEBORAH
117 W ALICIA ST
OSCEOLA AR 72370

Collector's Mailing Address: ROBERTSON WILLIAM L & DEBORAH
117 W ALICIA ST
OSCEOLA, AR 72370

Total Acres: 0.08

Timber Acres: 0.00

Sec-Twp-Rng: 36-13-10

Lot/Block: 13/1

Subdivision: TOWNSITE ADD

Legal Description: LT 13 BLK 1 TOWNSITE ADD 225 N QUINN

School District: 1N OSCEOLA

Improvement Districts: D112,ST FRANCIS LEVEE DISTRICT

Homestead Parcel?: No

Tax Status: Taxable

Over 65?: No

Parcel Boundary

+

—



Sunflower

[Leaflet](#) | © 2023 Microsoft, © 2023 TomTom

Land Information

Land Type	Quantity	Front Width	Rear Width	Depth 1	Depth 2	Quarter
HOUSELOT	0.08 acres [3,484 sqft]					

Valuation Information

[view prior year information](#)

Entry	Appraised	Assessed
Land: ⓘ	10,000	2,000
Improvements: ⓘ	500	100
Total Value: ⓘ	10,500	2,100
Taxable Value: ⓘ		1,494
Millage:		0.0564
Estimated Taxes: ⓘ		\$84.26
Assessment Year:		2023

Tax Information

Year	Book	Tax Owed	Tax Paid	Balance
2022	Current	\$88.66	\$0.00	\$88.66
2021	Current	\$81.30	-\$81.30	\$0.00
2020	Current	\$74.82	-\$74.82	\$0.00

Receipts

Receipt #	Book	Tax Year	ReceiptDate	Cash Amt	Check Amt	Credit Amt	Total
13037	Current	2021	10/13/2022	\$0.00	\$3,967.78	\$0.00	\$3,967.78
10101	Current	2020	9/24/2021	\$0.00	\$287.06	\$0.00	\$287.06


Sales History ⓘ

Filed	Sold	Price	Grantor	Grantee	Book	Page	Deed Type
3/24/2017	3/21/2017	0	ST OF ARK REDEMPTION/ROBERTSON	ROBERTSON, WILLIAM L & DEBORAH	2017	1702	
10/10/2000	10/10/2000	0	MCGILL, BARNEY LEROY	ROBERTSON, BILLY	272	568-570	WD(WARRANTY DEED)
5/28/1997	5/28/1997	8,000	HARSHMAN, SHIRLEY	MCGILL, BARNEY LEROY	255	233	WD(WARRANTY DEED)
2/1/1991	2/1/1991	0	HARSHMAN, EDWARD & SHIRLEY	HARSHMAN, SHIRLEY	227	202	
2/1/1991	2/1/1991	0	HARSHMAN, EDWARD & SHIRLEY	HARSHMAN, SHIRLEY	227	202	
2/1/1984	2/1/1984	0	OSCEOLA REALTY CO	HARSHMAN, EDWARD & SHIRLEY	199	416	
1/1/1951	1/1/1951	0		OSCEOLA REALTY CO			

Improvement Information

Residential Improvements

Residential Improvement #1



No Image
Available

Living Area 1st Floor

0 Basement Unfinished 0

Living Area 2nd Floor

0 Basement Finished w/Partitions 0

Basement Finished w/o Partitions 0

Living Area Total SF

0 Basement Total SF 0

Occupancy Type:

Grade: D

Story Height:

Year Built: Year Built Not Available

Effective Age:

Construction Type:

Roof Type: Unkown

Heat / AC: None

Fireplace: 0



Bathrooms:

Foundation Type: Unkown

Floor Type: Unkown

Floor Covering:







Notice of Violation

City of Osceola

Office of Code Enforcement

303 West Hale Avenue P.O. Box 443

Osceola, AR 72370

Phone (870) 563-5245

Fax (870) 563-5195 or (870) 497-2228



A Community United for Progress

08/17/2023

CANTRELL, CHARLES O & SUE N
917 N GARDEN DR OSCEOLA AR 72370

*Barratteli Properties Arkansas
751 E. Dorchester Dr
Saint Johns, FL 32259-6289*

Subject Property: 201 W UNION AR, , AR

Dear Property Owner:

YOU ARE HEREBY NOTIFIED TO DO THE FOLLOWING TO CORRECT THE VIOLATION(S) INDICATED BELOW: 08/17/2023

5.04.01 Property Maintenance - It shall be unlawful for the owner, owners or occupant of any lot or other real property within the City of Osceola, Arkansas to maintain or allow any dilapidated or unsightly building or structure on such lot or real property. Ord. No. 1991-650.

5.12.03 Weeds and Grass, Etc., Removal - Weeds and grass, removal of rubbish, open storage, stagnant water. It shall be unlawful for any person owning and/or occupying any lot or real property within the City of Osceola, Arkansas, to allow weeds to grow thereon to a greater height of more than twelve (12) inches or to become unsightly or unsanitary, or to allow grass, garbage, rubbish, rotting or dead limbs or trees to become unsafe, unsightly and unsanitary or allow any icebox, refrigerator, stove, tires, building material, paper, building rubbish to be openly stored, or allow similar unsafe, unsightly and unsanitary. Ord. No. 2009-867.

Action to be taken:

This letter is to serve as notice that your property is being considered as being placed on the condemned property list. You are hereby notified that you may appeal this decision on September 18, 2023 at the regularly scheduled Osceola City Council Meeting at 5:00 PM CST 303 W. Hale Ave. Failure to appear in person or by representative shall constitute that you have no objections to this matter. Or if you wish to have the property torn down and would like to work with us on removing the property please contact the Code Enforcement office at (870)563-5245.

FAILURE TO CORRECT VIOLATION(S) WILL RESULT IN ISSUANCE OF A COURT SUMMONS TO APPEAR IN DISTRICT COURT. THE MAXIMUM FINE PER COURT SUMMONS IS \$100.00 EACH DAY IS A SEPARATE OFFENSE. THE CLEANUP BEING PERFORMED BY CITY OFFICIALS ON THE PROPERTY WILL RESULT IN PAYMENT AT THE OWNER(S) EXPENSE OF \$100.00 OR TEN PERCENT (10%) OF THE TOTAL COSTS INCURRED BY THE CITY TO REMEDY THE VIOLATION, WHICHEVER IS GREATER, AND AN ADDITION OF THE ACTUAL COST OF THE WORK INVOLVED IN CORRECTING THE CONDITIONS. A LIEN MAY BE FILED AGAINST THE PROPERTY AND AGAINST YOU AS THE OWNER FOR UNPAID FEES.

Thank You,

Office of Code Enforcement

BARATELLI ARKANSAS PROPERTIES LLC

201 W UNION
OSCEOLA, AR 72370-2418




12/11/18

Basic Information

Parcel Number:	301-00351-000
County Name:	Mississippi County
Property Address:	BARATELLI ARKANSAS PROPERTIES LLC 201 W UNION OSCEOLA, AR 72370-2418 Map This Address
Mailing Address:	BARATELLI ARKANSAS PROPERTIES LLC 751 E DORCHESTER DR SAINT JOHNS FL 32259-6289
Collector's Mailing Address ⓘ:	BARATELLI ARKANSAS PROPERTIES LLC 751 E DORCHESTER DR SAINT JOHNS, FL 32259-6289
Total Acres:	0.11
Timber Acres:	0.00
Sec-Twp-Rng:	36-13-10
Lot/Block:	43/
Subdivision:	36-13-10 OSCEOLA IRREG LOTS
Legal Description:	LOT 43 SE1/4 OF 36-13-10 201 W UNION
School District:	1N OSCEOLA
Improvement Districts:	D112,ST FRANCIS LEVEE DISTRICT
Homestead Parcel?:	No
Tax Status:	Taxable
Over 65?:	No
Parcel Boundary	

±
= ' Union Ave

6



Land Type	Quantity	Front Width	Rear Width	Depth 1	Depth 2	Quarter
CS	5,000 sqft	50	50	100		

Valuation Information

[view prior year information](#)

Entry	Appraised	Assessed
Land: ❷	5,000	1,000
Improvements: ❷	0	0
Total Value: ❷	5,000	1,000
Taxable Value: ❷		1,000
Millage:		0.0564
Estimated Taxes: ❷		\$56.40
Assessment Year:		2023

Tax Information

Year	Book	Tax Owed	Tax Paid	Balance
<u>2022</u>	Current	\$69.90	\$0.00	\$69.90
<u>2021</u>	Current	\$85.88	-\$85.88	\$0.00
<u>2020</u>	Current	\$85.88	-\$85.88	\$0.00

Receipts

Receipt #	Book	Tax Year	ReceiptDate	Cash Amt	Check Amt	Credit Amt	Total
<u>10583</u>	Current	2021	10/3/2022	\$0.00	\$14,066.98	\$0.00	\$14,066.98
<u>6823</u>	Current	2020	7/19/2021	\$0.00	\$1,374.97	\$0.00	\$1,374.97


Sales History ❷

Filed	Sold	Price	Grantor	Grantee	Book	Page	Deed Type
6/11/2021	6/9/2021	125,000	STALLINGS WILLIAM STEVE & TONYA	BARATELLI ARKANSAS PROPERTIES LLC	2021	003924	WD(WARRANTY DEED)
4/5/2019	4/5/2019	71,000	MCCARN JOE D & NORMA D	STALLINGS WILLIAM STEVE & TONYA	2019	02289	WD(WARRANTY DEED)
3/25/2019	3/25/2019	0	MCCLURE, LINDSEY	MCCARN JOE D & NORMA D	2019	01921	WD(WARRANTY DEED)
11/16/2018	11/16/2018	20,000	CANTRELL, CHARLES O	MCCLURE, LINDSEY	2018	06542	WD(WARRANTY DEED)
11/1/1985	11/1/1985	36,000	BELUE, MARIAN C.	CANTRELL, CHARLES O	205	392	WD(WARRANTY DEED)
8/6/1968	8/6/1968	0	BELUE, JAMES R.	BELUE, MARIAN C.	136	509-511	
3/6/1963	3/6/1963	0		BELUE, JAMES R.	118	87	

Improvement Information

Commercial Improvements

Commercial Improvement #1



Building Section #:

Business Name:

Location:

Total SF: 0


Stories:


Year Built:

Effective Age:

Additive Items:

Description	Qty.
FENCEL ADD 3 STRAND BA N/V	1
FENCEL CHAINLINK FENCE N/V	1
FLATL BUILDING N/V	1
FLATL SIGN N/V	1
FLATL STG N/V	1
PAVING CONCRETE 3 RE N/V	1







Notice of Violation

5

City of Osceola

Office of Code Enforcement

303 West Hale Avenue P.O. Box 443

Osceola, AR 72370

Phone (870) 563-5245

Fax (870) 563-5195 or (870) 497-2228



08/17/2023

Baratelli AR properties
751 E Dorechester Dr
Saint Johns ,FL 32259-6289

Subject Property: 215 E KEISER AR, , AR

Dear Property Owner:

YOU ARE HEREBY NOTIFIED TO DO THE FOLLOWING TO CORRECT THE VIOLATION(S) INDICATED BELOW: 08/17/2023

5.04.01 Property Maintenance - It shall be unlawful for the owner, owners or occupant of any lot or other real property within the City of Osceola, Arkansas to maintain or allow any dilapidated or unsightly building or structure on such lot or real property. Ord. No. 1991-650.

5.04.01 Property Maintenance - It shall be unlawful for the owner, owners or occupant of any lot or other real property within the City of Osceola, Arkansas to maintain or allow any dilapidated or unsightly building or structure on such lot or real property. Ord. No. 1991-650.

5.12.03 Weeds and Grass, Etc., Removal - Weeds and grass, removal of rubbish, open storage, stagnant water. It shall be unlawful for any person owning and/or occupying any lot or real property within the City of Osceola, Arkansas, to allow weeds to grow thereon to a greater height of more than twelve (12) inches or to become unsightly or unsanitary, or to allow grass, garbage, rubbish, rotting or dead limbs or trees to become unsafe, unsightly and unsanitary or allow any icebox, refrigerator, stove, tires, building material, paper, building rubbish to be openly stored, or allow similar unsafe, unsightly and unsanitary. Ord. No. 2009-867.

5.12.03 Weeds and Grass, Etc., Removal - Weeds and grass, removal of rubbish, open storage, stagnant water. It shall be unlawful for any person owning and/or occupying any lot or real property within the City of Osceola, Arkansas, to allow weeds to grow thereon to a greater height of more than twelve (12) inches or to become unsightly or unsanitary, or to allow grass, garbage, rubbish, rotting or dead limbs or trees to become unsafe, unsightly and unsanitary or allow any icebox, refrigerator, stove, tires, building material, paper, building rubbish to be openly stored, or allow similar unsafe, unsightly and unsanitary. Ord. No. 2009-867.

Action to be taken:

This letter is to serve as notice that your property is being considered as being placed on the condemned property list. You are hereby notified that you may appeal this decision on September 18, 2023 at the regularly scheduled Osceola City Council Meeting at 5:00 PM CST 303 W. Hale Ave. Failure to appear in person or by representative shall constitute that you have no objections to this matter. Or if you wish to have the property torn down and would like to work with us on removing the property please contact the Code Enforcement office at (870)563-5245.

FAILURE TO CORRECT VIOLATION(S) WILL RESULT IN ISSUANCE OF A COURT SUMMONS TO APPEAR IN DISTRICT COURT. THE MAXIMUM FINE PER COURT SUMMONS IS \$100.00 EACH DAY IS A SEPARATE OFFENSE. THE CLEANUP BEING PERFORMED BY CITY OFFICIALS ON THE PROPERTY WILL RESULT IN PAYMENT AT THE OWNER(S) EXPENSE OF \$100.00 OR TEN PERCENT (10%) OF THE TOTAL COSTS

BARATELLI ARKANSAS PROPERTIES LLC

215 E KEISER
OSCEOLA, AR 72370-2657

9

10/17/22

Basic Information

Parcel Number: 301-01863-000

County Name: Mississippi County

Property Address: BARATELLI ARKANSAS PROPERTIES LLC
215 E KEISER
OSCEOLA, AR 72370-2657
Map This Address

Mailing Address: BARATELLI ARKANSAS PROPERTIES LLC
751 E DORCHESTER DR
SAINT JOHNS FL 32259-6289

Collector's Mailing Address ⓘ: BARATELLI ARKANSAS PROPERTIES LLC
751 E DORCHESTER DR
SAINT JOHNS, FL 32259-6289

Total Acres: 0.23

Timber Acres: 0.00

Sec-Twp-Rng: 01-12-10

Lot/Block: 2/C

Subdivision: KEISER ADD

Legal Description: E 1/2 LT 2 BLK C KEISER ADD 215 E KEISER 215 E KEISER

School District: 1N OSCEOLA

Improvement Districts: D112, ST FRANCIS LEVEE DISTRICT

Homestead Parcel?: No

Tax Status: Taxable

Over 65?: No

Parcel Boundary

11

S Carthon

S Oak St



er Ave

E Keiser Ave [Leaflet](#) | © 2023 Microsoft, © 2023 TomTom

Land Information

Land Type	Quantity	Front Width	Rear Width	Depth 1	Depth 2	Quarter
HOUSELOT	0.23 acres [10,018 sqft]	75	135			

Valuation Information

[view prior year information](#)

Entry	Appraised	Assessed
Land: ⓘ	3,000	600
Improvements: ⓘ	1,000	200
Total Value: ⓘ	4,000	800
Taxable Value: ⓘ		800
Millage:		0.0564
Estimated Taxes: ⓘ		\$45.12
Assessment Year:		2023


Tax Information

Year	Book	Tax Owed	Tax Paid	Balance
<u>2022</u>	Current	\$59.42	\$0.00	\$59.42
<u>2021</u>	Current	\$74.71	-\$74.71	\$0.00
<u>2020</u>	Current	\$74.71	-\$74.71	\$0.00


Receipts

Receipt #	Book	Tax Year	ReceiptDate	Cash Amt	Check Amt	Credit Amt	Total
<u>10583</u>	Current	2021	10/3/2022	\$0.00	\$14,066.98	\$0.00	\$14,066.98
<u>209</u>	Current	2020	3/17/2021	\$0.00	\$100,441.01	\$0.00	\$100,441.01

Sales History ⓘ







Notice of Violation

City of Osceola

Office of Code Enforcement

303 West Hale Avenue P.O. Box 443

Osceola, AR 72370

Phone (870) 563-5245

Fax (870) 563-5195 or (870) 497-2228



08/17/2023

Baratelli Arkansas Properties, LLC
751 E. Dorchester
Saint Augustine, FL 32259-6289

Subject Property: 601 S Poplar, Osceola, Arkansas

Dear Property Owner:

YOU ARE HEREBY NOTIFIED TO DO THE FOLLOWING TO CORRECT THE VIOLATION(S) INDICATED BELOW: 08/17/2023

5.04.01 Property Maintenance - It shall be unlawful for the owner, owners or occupant of any lot or other real property within the City of Osceola, Arkansas to maintain or allow any dilapidated or unsightly building or structure on such lot or real property. Ord. No. 1991-650.

5.12.03 Weeds and Grass, Etc., Removal - Weeds and grass, removal of rubbish, open storage, stagnant water. It shall be unlawful for any person owning and/or occupying any lot or real property within the City of Osceola, Arkansas, to allow weeds to grow thereon to a greater height of more than twelve (12) inches or to become unsightly or unsanitary, or to allow grass, garbage, rubbish, rotting or dead limbs or trees to become unsafe, unsightly and unsanitary or allow any icebox, refrigerator, stove, tires, building material, paper, building rubbish to be openly stored, or allow similar unsafe, unsightly and unsanitary. Ord. No. 2009-867.

Action to be taken:

This letter is to serve as notice that your property is being considered as being placed on the condemned property list. You are hereby notified that you may appeal this decision on September 18, 2023 at the regularly scheduled Osceola City Council Meeting at 5:00 PM CST 303 W. Hale Ave. Failure to appear in person or by representative shall constitute that you have no objections to this matter. Or if you wish to have the property torn down and would like to work with us on removing the property please contact the Code Enforcement office at (870)563-5245.

FAILURE TO CORRECT VIOLATION(S) WILL RESULT IN ISSUANCE OF A COURT SUMMONS TO APPEAR IN DISTRICT COURT. THE MAXIMUM FINE PER COURT SUMMONS IS \$100.00 EACH DAY IS A SEPARATE OFFENSE. THE CLEANUP BEING PERFORMED BY CITY OFFICIALS ON THE PROPERTY WILL RESULT IN PAYMENT AT THE OWNER(S) EXPENSE OF \$100.00 OR TEN PERCENT (10%) OF THE TOTAL COSTS INCURRED BY THE CITY TO REMEDY THE VIOLATION, WHICHEVER IS GREATER, AND AN ADDITION OF THE ACTUAL COST OF THE WORK INVOLVED IN CORRECTING THE CONDITIONS. A LIEN MAY BE FILED AGAINST THE PROPERTY AND AGAINST YOU AS THE OWNER FOR UNPAID FEES.

Thank You,

Office of Code Enforcement

BARATELLI ARKANSAS PROPERTIES LLC

601 S POPLAR
OSCEOLA, AR 72370-2418





11/9/21

[Basic](#) [Land](#) [Sales](#) [Valuation](#) [Taxes](#) [Receipts](#) [Improvements](#) [Parcel Boundary](#)

Basic Info

Parcel Number:	301-00349-000
County Name:	Mississippi County
Property Address:	BARATELLI ARKANSAS PROPERTIES LLC 601 S POPLAR OSCEOLA, AR 72370-2418 <u>Map This Address</u>
Mailing Address:	BARATELLI ARKANSAS PROPERTIES LLC 751 E DORCHESTER DR SAINT JOHNS FL 32259-6289
Collector's Mailing Address :	BARATELLI ARKANSAS PROPERTIES LLC 751 E DORCHESTER DR SAINT JOHNS, FL 32259-6289
Total Acres:	0.24
Timber Acres:	0.00
Sec-Twp-Rng:	36-13-10
Lot/Block:	41/
Subdivision:	36-13-10 OSCEOLA IRREG LOTS
Legal Description:	LOT 41 SE1/4 OF 36-13-10 601 S POPLAR
School District:	1N OSCEOLA
Improvement Districts:	D112,ST FRANCIS LEVEE DISTRICT
Homestead Parcel?:	No
Tax Status:	Taxable
Over 65?:	No









Notice of Violation

City of Osceola

Office of Code Enforcement

303 West Hale Avenue P.O. Box 443

Osceola, AR 72370

Phone (870) 563-5245

Fax (870) 563-5195 or (870) 497-2228



08/17/2023

ROSS, MURRAY
320 ELIZABETH OSCEOLA AR 72370

Subject Property: 335 ELIZABETH AR, , AR

Dear Property Owner:

YOU ARE HEREBY NOTIFIED TO DO THE FOLLOWING TO CORRECT THE VIOLATION(S) INDICATED BELOW: 08/17/2023

5.04.01 Property Maintenance - It shall be unlawful for the owner, owners or occupant of any lot or other real property within the City of Osceola, Arkansas to maintain or allow any dilapidated or unsightly building or structure on such lot or real property. Ord. No. 1991-650.

5.12.03 Weeds and Grass, Etc., Removal - Weeds and grass, removal of rubbish, open storage, stagnant water. It shall be unlawful for any person owning and/or occupying any lot or real property within the City of Osceola, Arkansas, to allow weeds to grow thereon to a greater height of more than twelve (12) inches or to become unsightly or unsanitary, or to allow grass, garbage, rubbish, rotting or dead limbs or trees to become unsafe, unsightly and unsanitary or allow any icebox, refrigerator, stove, tires, building material, paper, building rubbish to be openly stored, or allow similar unsafe, unsightly and unsanitary. Ord. No. 2009-867.

Property Maintenance - 5.4.1 It shall be unlawful for the owner, owners or occupant of any lot or other real property within the City of Osceola, Arkansas to maintain or allow any dilapidated or unsightly building or structure on such lot or real property. Ord. No. 1991-650.

Action to be taken:


This letter is to serve as notice that your property is being considered as being placed on the condemned property list. You are hereby notified that you may appeal this decision on September 18, 2023 at the regularly scheduled Osceola City Council Meeting at 5:00 PM CST 303 W. Hale Ave. Failure to appear in person or by representative shall constitute that you have no objections to this matter. Or if you wish to have the property torn down and would like to work with us on removing the property please contact the Code Enforcement office at (870)563-5245.

FAILURE TO CORRECT VIOLATION(S) WILL RESULT IN ISSUANCE OF A COURT SUMMONS TO APPEAR IN DISTRICT COURT. THE MAXIMUM FINE PER COURT SUMMONS IS \$100.00 EACH DAY IS A SEPARATE OFFENSE. THE CLEANUP BEING PERFORMED BY CITY OFFICIALS ON THE PROPERTY WILL RESULT IN PAYMENT AT THE OWNER(S) EXPENSE OF \$100.00 OR TEN PERCENT (10%) OF THE TOTAL COSTS INCURRED BY THE CITY TO REMEDY THE VIOLATION, WHICHEVER IS GREATER, AND AN ADDITION OF THE ACTUAL COST OF THE WORK INVOLVED IN CORRECTING THE CONDITIONS. A LIEN MAY BE FILED AGAINST THE PROPERTY AND AGAINST YOU AS THE OWNER FOR UNPAID FEES.

Thank You,

Office of Code Enforcement

ROSS MURRAY

335 ELIZABETH
OSCEOLA, AR 72370-3619


[Basic](#) [Land](#) [Sales](#) [Valuation](#) [Taxes](#) [Receipts](#) [Improvements](#) [Parcel Boundary](#) 

Basic Info

Parcel Number:	301-01893-000
County Name:	Mississippi County
Property Address:	ROSS MURRAY 335 ELIZABETH OSCEOLA, AR 72370-3619 <u>Map This Address</u>
Mailing Address:	ROSS MURRAY 320 ELIZABETH AVE OSCEOLA AR 72370-3619
Collector's Mailing Address :	ROSS MURRAY 320 ELIZABETH AVE OSCEOLA, AR 72370-3619
Total Acres:	0.24
Timber Acres:	0.00
Sec-Twp-Rng:	01-12-10
Lot/Block:	9/G
Subdivision:	KEISER ADD
Legal Description:	E75' LOT 9 BLOCK G KEISER ADD
School District:	1N OSCEOLA
Improvement Districts:	D112,ST FRANCIS LEVEE DISTRICT
Homestead Parcel?:	No
Tax Status:	Taxable
Over 65?:	No





